Projects Summary

Brushy Creek Municipal Utility District

Projects Summary

FY2022

March 31, 2021

GL	Cost Ctr	Cost Center Description	Description	FY2022 Operating Budget	Fund Balance - Reserves: Committed Fund Balance	Fund Balance - Reserves: Assigned Fund Balance	Fund Balance - Reserves: Unassigned Fund Balance	Budget Adjustments: Operating Budget Reallocation	Budget Adjustments: Board Contingency	Budget Adjustments: Reserves	Total Budget	FY2022 YTD Actual	Annual Budget Over / (Under) $	% Spent of Annual Budget
5902	135	Information Technology	IT: District LED sign upgrades	59,619							**59,619**	-	(59,619)	0%
5902	135	Information Technology	Computer Replacement Project	32,500							**32,500**	**11,791**	(20,709)	36%
6055	135	Information Technology	Security Cameras Upgrade	20,000							**20,000**	-	(20,000)	0%
5902	125	Security Services	Ford F150 for Security	-							-	**31,582**	31,582	No Budget
5902	145	Financial Services	Finance: purchasing software upgrades	10,000							**10,000**	-	(10,000)	0%
5901	200	Parks Programs	Trail: New Highland Horizon trail around Southern Cross Pond	150,000	150,000						**300,000**	**6,636**	(293,364)	2%
5901	200	Parks Programs	Community Center: Parking Turnaround	-							-	**20,834**	20,834	No Budget
5902	400	Facilities Maintenance	Community Center: Red Gym air handlers replacement	35,000							**35,000**	-	(35,000)	0%
5902	400	Facilities Maintenance	Community Center: Garden Renovations	-	450,000						**450,000**	**599**	(449,401)	0%
6079	400	Facilities Maintenance	901: building and parking lot expansion (study)	75,000							**75,000**	-	(75,000)	0%
6212	400	Facilities Maintenance	District Facilities: Rekey Doors	30,000							**30,000**	-	(30,000)	0%
6212	400	Facilities Maintenance	Community Center: Hallway door replacement Red and East	15,000							**15,000**	-	(15,000)	0%
5902	450	Aquatics Maintenance	Pool: Creekside Pool pump and filter upgrade	50,000							**50,000**	-	(50,000)	0%
5902	450	Aquatics Maintenance	Pool: Cat Hollow shade structure	20,000							**20,000**	-	(20,000)	0%
5902	450	Aquatics Maintenance	Pool: Cat Hollow pool replaster	45,000							**45,000**	-	(45,000)	0%
5902	450	Aquatics Maintenance	Pool: Cat Hollow Pool deck replacement	175,000							**175,000**	-	(175,000)	0%
5902	450		Pool: Cat Hollow Renovations									**2,658**	2,658	No Budget
5902	450	Aquatics Maintenance	(4) Vacuums for Pools	11,600							**11,600**	**6,598**	(5,002)	57%
5902	500	Water	Ford F250	-							-	**34,642**	34,642	No Budget
5902	525	BCWF	Raw water intake: electrical controls rehabilitation	650,000							**650,000**	-	(650,000)	0%
5902	525	BCWF	Water treatment: HVAC software replacement	15,000							**15,000**	**12,335**	(2,665)	82%
5902	525	BCWF	Emergency power: diesel storage tank	10,000							**10,000**	-	(10,000)	0%
5902	525	BCWF	Raw water intake: emergency power (generator or dual feed)	200,000							**200,000**	**33,205**	(166,795)	17%
5902	550	Wastewater Collection	Liberty Walk LS - Install 6" trailer mounted portable pump	-							-	**54,705**	54,705	No Budget
5902	550	Wastewater Collection	Vortex Pump - Highland Horizon Lift Station	-							-	**13,684**	13,684	No Budget

					Fund Balance - Reserves			Budget Adjustments						
GL	Cost Ctr	Cost Center Description	Description	FY2022 Operating Budget	Committed Fund Balance	Assigned Fund Balance	Unassigned Fund Balance	Operating Budget Reallocation	Board Contingency	Reserves	Total Budget	FY2022 YTD Actual	Annual Budget Over / (Under) $	% Spent of Annual Budget
5902	550	Wastewater Collection	Lift station: HH1 upgrade from VFD to more reliable softstarts	15,000							**15,000**	-	(15,000)	0%
5902	620		Zebra Mussels Control Project	1,300,000							**1,300,000**	**542,071**	(757,929)	42%
			Various - Committed - FY23 through FY26	-	7,514,900									
		Water	BRA - Water Lines Reserve	-		347,075								
		BCWF	Membrane Replacement Reserve	-		1,075,000								
		Wastewater Collection	Regional Wastewater Improvement Fund	-		139,989								
		Parks Maintenance	General Trail Washouts	-		325,000								
		Pograms	Gym Equipment Reserve	-		45,387								
		Storm Water	Drainage Improvements	-			64,004							
		Parks Programs	Master Plan 2012-2022 - Parks	-			69,728							
		Water	Utility Equipment Replacement	-			116,723							
		Water	Future Water Line Replacements	-			36,122							
			Unassigned - Operating Reserve				7,550,911							
			Unassigned - Revenue Protection Reserve	-			3,477,602							
			Unassigned - Unallocated	-			943,866							
				2,918,719	**8,114,900**	**1,932,451**	**12,258,956**	**-**	**-**	**-**	**3,518,719**	**771,340**	**(2,747,379)**	

General Fund
Balance Reserves

Brushy Creek Municipal Utility District

General Fund Balance Reserves

FY2022

March 31, 2022

Cost Center	Description	Restricted Fund Balance	Committed Fund Balance	Assigned Fund Balance	Unassigned Fund Balance	Balance 10/01/21	Budget Adjustments	Balance 03/31/22
N/A	Bond Reserve	575,000				575,000		575,000
N/A	Parks Capital Fees	886,960				886,960		886,960
200	Trail: New Highland Horizon trail around Southern Cross Pond		150,000			150,000		150,000
400	Community Center: Garden Renovations		450,000			450,000		450,000
Various	Various - Committed - FY23 through FY26		7,514,900			7,514,900		7,514,900
500	BRA - Water Lines Reserve			347,075		347,075		347,075
525	Membrane Replacement Reserve			1,075,000		1,075,000		1,075,000
550	Regional Wastewater Improvement Fund			139,989		139,989		139,989
275	General Trail Washouts			325,000		325,000		325,000
300	Gym Equipment Reserve			45,387		45,387		45,387
540	Drainage Improvements				64,004	64,004		64,004
200	Master Plan 2012-2022 - Parks				69,728	69,728		69,728
500	Utility Equipment Replacement				116,723	116,723		116,723
500	Future Water Line Replacements				36,122	36,122		36,122
N/A	Unassigned - Operating Reserve				7,550,911	7,550,911		7,550,911
N/A	Unassigned - Revenue Protection Reserve				3,477,602	3,477,602		3,477,602
N/A	Unassigned - Unallocated				943,866	943,866		943,866
N/A	Unassigned - Remaining				17,044	17,044		17,044
		1,461,960	**8,114,900**	**1,932,451**	**12,276,000**	**23,785,311**	**-**	**23,785,311**

Public Funds
Investment Report

QUARTERLY INVESTMENT REPORT

Brushy Creek MUD

MARCH 31, 2022

MEEDER

PUBLIC FUNDS
PATTERSON GROUP

The Fed Steps In

MEEDER
PUBLIC FUNDS | PATTERSON GROUP

After raising overnight rates in March for the first time in 3 years the Fed has outlined a plan for aggressive ongoing rate increases (perhaps 6 in 2022). This is in response to runaway inflation. The Fed recognizes the potential of high and fast hikes to control inflation may also deliberately undermine the economy, but they appear that they may move to do so regardless. Most central banks agree.

The persistent price pressures from supply chains and fiscal stimulus have created a solid upward trajectory in costs. The ideal scenario would be for the Fed to raise rates enough to slow demand and guide inflation lower without forcing the economy into recession. Such a soft landing has been historically difficult, if not impossible. The Fed intends to takes measured steps knowing increases can take 4 quarters to impact the economy.

The markets are way ahead of the Fed. There is a dichotomy between the two because the markets are pommeled by immense and immediate cross-currents and all those result in major volatility. The fear now is that the curve has been moving to inversion which historically has been a precursor of recessions. However, as some prominent economists have noted it may be different this time given the distortion of the markets due primarily to extreme monetary policy manipulation.

Even an inverted curve will clearly not stop the Fed. So much of the controlling factors now are out of anyone's control. The Fed will focus on its primary objective to reduce inflation.

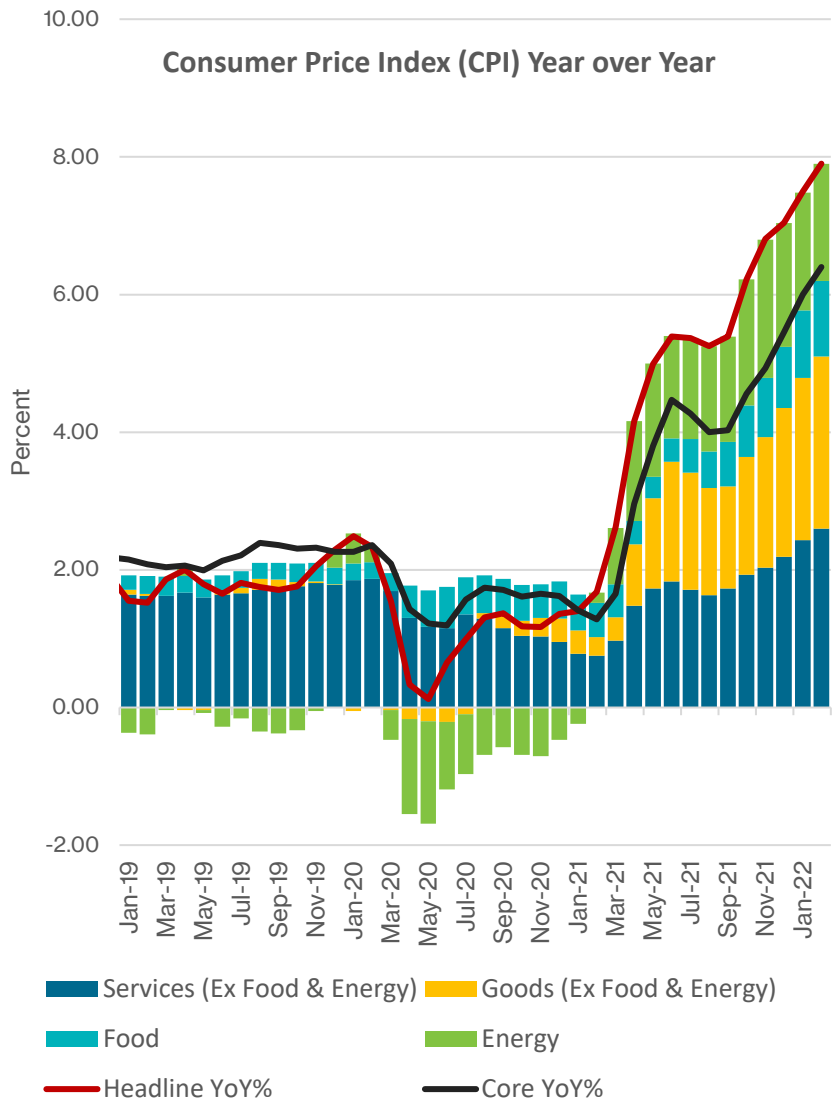

SOURCE: BLOOMBERG 3/31/2022

Cross Currents: Fire and Ice

MEEDER
PUBLIC FUNDS | PATTERSON GROUP

The global economy is reflecting a fragile balance where inflation has become 'too hot' and growth could become 'too cold.'

On the inflation side, every scenario is clouded by factors driving inflation steadily up. Russia's invasion of Ukraine, the global sanctions applied and resulting massive gyrations in commodity markets and Covid cast a thick layer of uncertainty. Russia accounts for only 1.5% of global trade but has a large footprint in energy and non-energy commodities. (Oil hit $130 a barrel in March.) Ukraine is a large producer of grain (which US growers cannot makeup in one season) but it is also an important supplier for Europe's auto industry and materials for chips. Shortages in such raw materials have outsized impact on prices. Now China is closing its doors again on a new Covid resurgence.

US growth remains strong. The growth is supported by post-pandemic economic re-openings and solid pent-up demand as well as increased salaries aimed at luring employees back to work. US growth is solid with consumer consumption strong as well as consumer sentiment and confidence.

Inflation may begin to decline as supply chains re-open and jobs are filled, but extended supply chain woes with tighter financial conditions could lower confidence for both business and the consumer. If so, that will begin to slow growth.

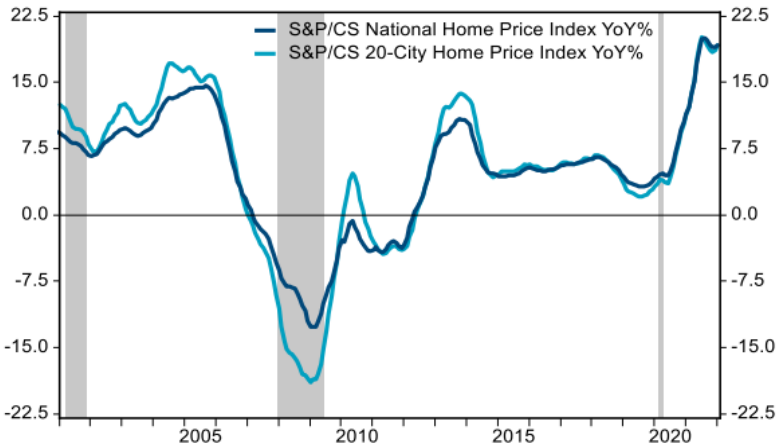

Source: Standard & Poor's/Haver Analytics

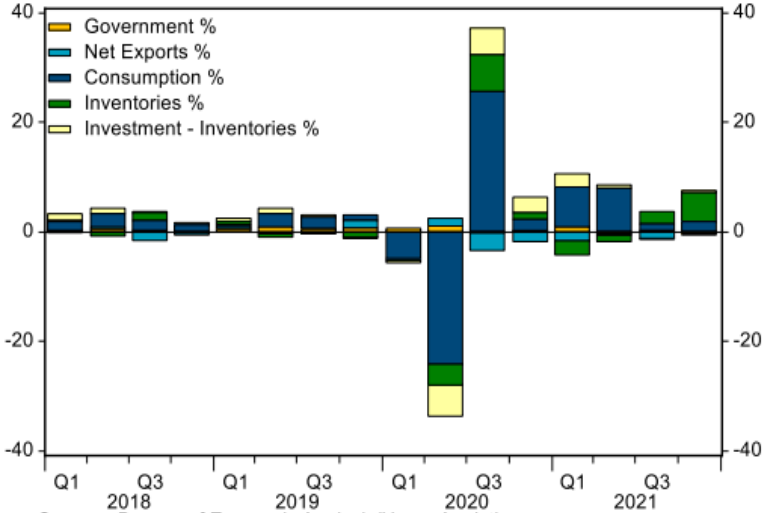

Source: Bureau of Economic Analysis/Haver Analytics

Fed Moves Foretell More Curve Changes

MEEDER
PUBLIC FUNDS | PATTERSON GROUP

- The Federal Reserve's increase in the overnight rate in March has finally moved the curve off zero.
- The Fed's *hawkish* tone has the market and some Fed Governors calling for six or more hikes this year. That will bring the short end up to meet the long end.
- The market had already moved in anticipation of the Fed hike rising in the *belly of the* curve.
- As the short end rises on Fed m moves it produces a flatter curve while cross currents at the long end have brought on-and-off inversions.

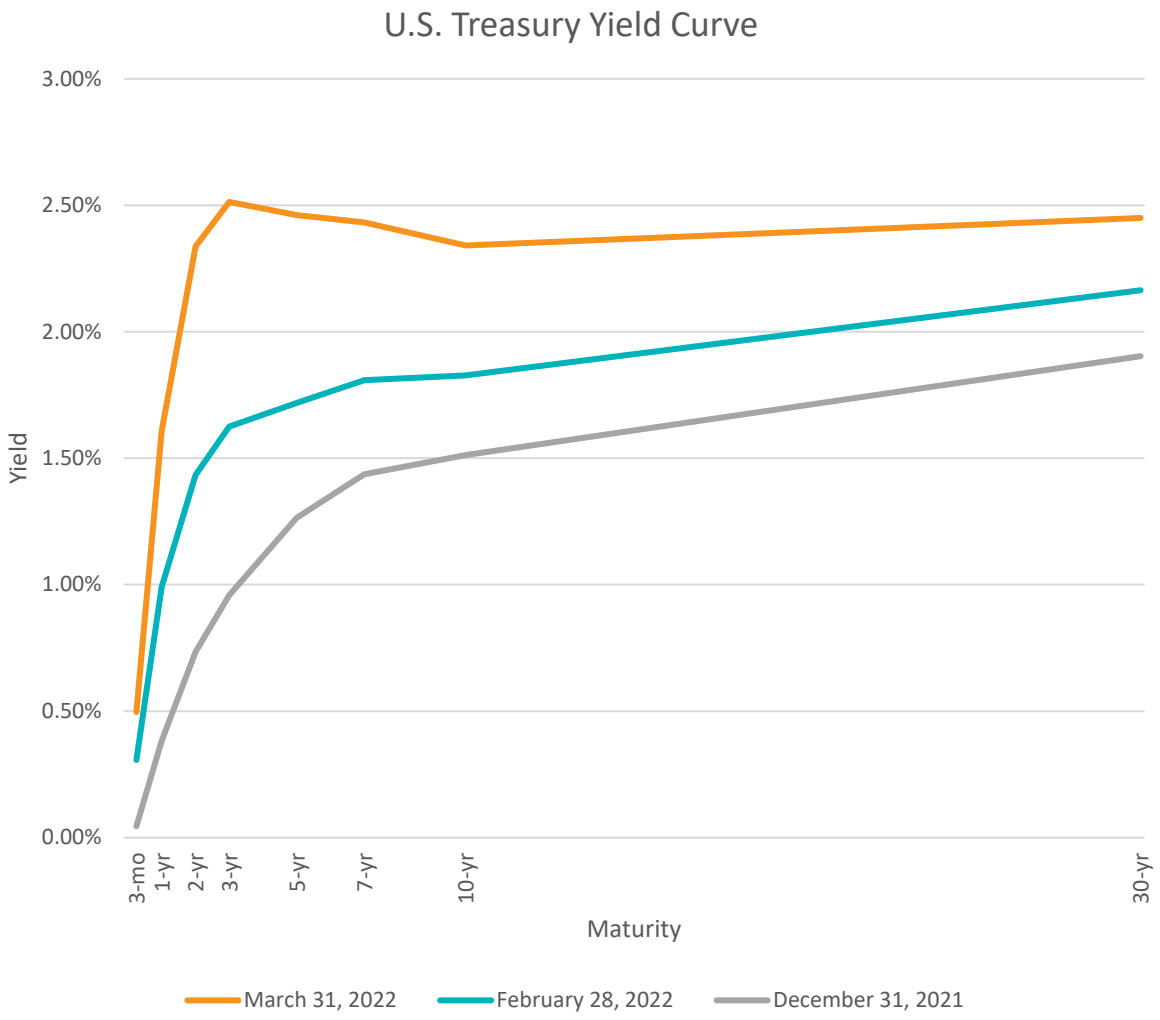

Brushy Creek Municipal Utility District (MUD), Texas

Quarterly Investment Report
January – March 2022
Portfolio Summary Management Report

This quarterly report is prepared in compliance with the Investment Policy and Strategy of the District and the Public Funds Investment Act (Chapter 2256., Texas Government Code).

Portfolio as of December 31, 2021		***Portfolio as of March 31, 2022***	
Beginning Book Value	$ 36,227,792	Ending Book Value	$ 40,043,172
Beginning Market Value	$ 36,096,974	Ending Market Value	$ 39,525,927
		Investment Income for the period	$ 27,683
Unrealized Gain/Loss	$ (130,818)	Unrealized Gain/Loss	$ (517,245)
		Change in Unrealized Gain/Loss	**$ (386,427)**
WAM at Beginning Period Date[1]	321 days	WAM at Ending Period Date[1]	259 days
		Change in Market Value[2]	$ 3,428,953

Average Yield to Maturity for period	**0.273%**
Average Yield 6 month Treasury Bill for period	**0.610%**
Average Yield 1 Year Treasury Note for period	**0.970%**

Authorized by:

Shean Dalton, General Manager
Brushy Creek MUD

Rebecca Tullos, Treasurer
Brushy Creek MUD

Michael Tucker, Assistant Treasurer
Brushy Creek MUD

Linda Patterson, President
Patterson & Associates

1 **WAM**, represents weighted average maturity.
2 ***Change in Market Value***" is required data, but will primarily reflect the receipt and expenditure of the District's funds from quarter to quarter.
3 The Investment Adviser has monitored the credit rating of all investments in the portfolio.

Your Portfolio

MEEDER
PUBLIC FUNDS | PATTERSON GROUP

Your Portfolio Statistics

Weighted Average Maturity	0.71 years
Weighted Average Yield (All Funds)	0.335%

Your Asset Allocation

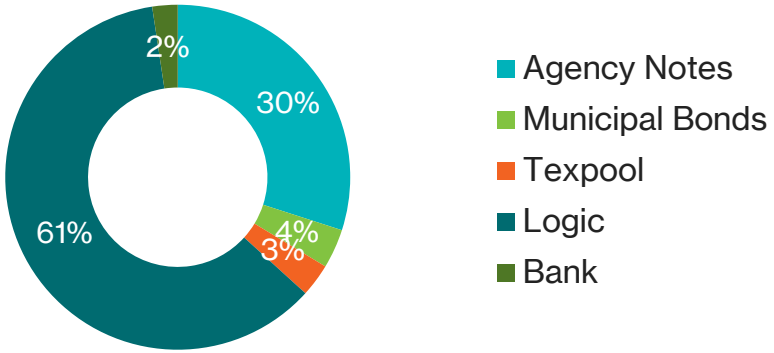

Your Maturity Distribution

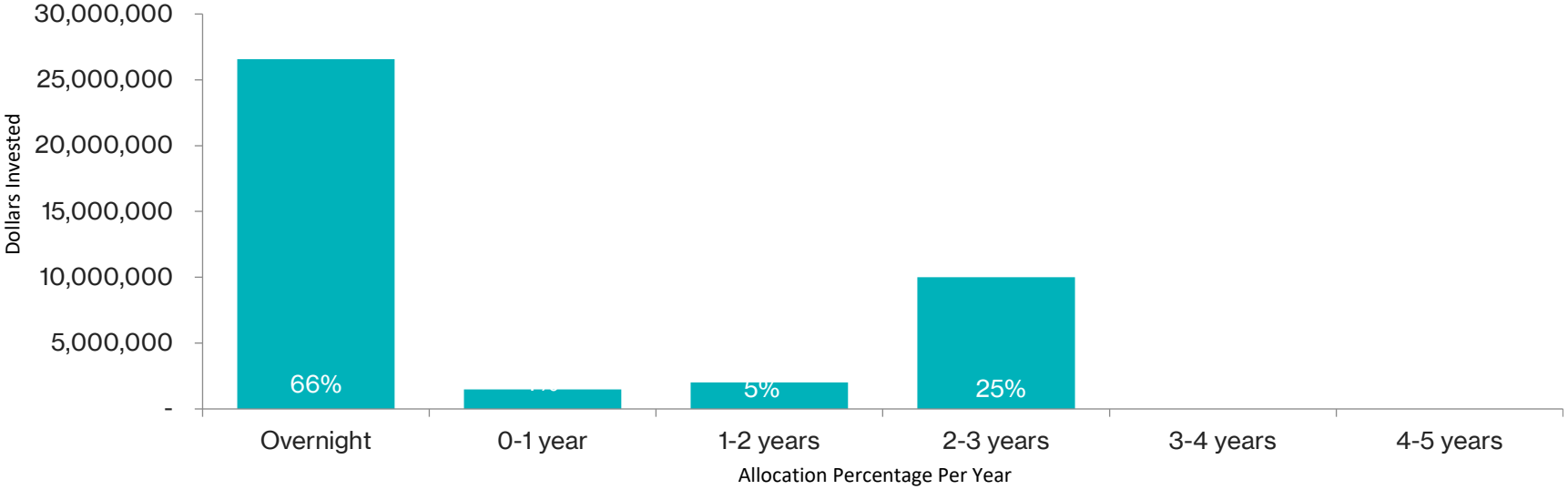

MEEDER
PUBLIC FUNDS | PATTERSON GROUP

Patterson & Associates
901 S. MoPac
Suite 195
Austin, TX 78746
-

Brushy Creek MUD
Portfolio Management
Portfolio Summary
March 31, 2022

Investments	Par Value	Market Value	Book Value	% of Portfolio	Term	Days to Maturity	YTM 365 Equiv.
Public Employees Credit Union	26,196.00	26,196.00	26,196.00	0.07	1	1	0.000
Federal Agency Coupon Securities	12,000,000.00	11,501,643.98	11,999,965.28	29.97	1,096	823	0.534
Municipal Bonds	1,420,000.00	1,456,962.60	1,475,886.34	3.69	778	320	0.461
TexPool	1,236,884.99	1,236,884.99	1,236,884.99	3.09	1	1	0.154
LOGIC	24,380,026.04	24,380,026.04	24,380,026.04	60.88	1	1	0.249
First Texas Bank	924,213.49	924,213.49	924,213.49	2.31	1	1	0.050
Investments	**39,987,320.52**	**39,525,927.10**	**40,043,172.14**	**100.00%**	**358**	**259**	**0.335**

Total Earnings	March 31 Month Ending	Fiscal Year To Date
Current Year	11,464.93	46,167.60

The following reports are submitted in accordance with the Public Funds Investment Act (Texas Gov't Code 2256). The reports also offer supplemental information not required by the Act in order to fully inform the governing body of Brushy Creek MUD of the position and activity within the MUD's portfolio of investment. The reports include a management summary overview, a detailed inventory report for the end of the period, a transaction report, as well as graphic representations of the portfolio to provide full disclosure to the governing body.

Shean Dalton, General Manager

MEEDER
PUBLIC FUNDS | PATTERSON GROUP

Patterson & Associates
901 S. MoPac
Suite 195
Austin, TX 78746
-

Brushy Creek MUD
Summary by Type
March 31, 2022
Grouped by Fund

Security Type	Number of Investments	Par Value	Book Value	% of Portfolio	Average YTM 365	Average Days to Maturity
Fund: 2001 Bond Escrow						
Federal Agency Coupon Securities	1	2,500,000.00	2,499,965.28	6.24	0.372	735
Subtotal	**1**	**2,500,000.00**	**2,499,965.28**	**6.24**	**0.372**	**735**
Fund: Construction Funds						
LOGIC	3	3,239,179.15	3,239,179.15	8.09	0.249	1
TexPool	2	916,235.72	916,235.72	2.29	0.154	1
Subtotal	**5**	**4,155,414.87**	**4,155,414.87**	**10.38**	**0.228**	**1**
Fund: Customer Deposits						
LOGIC	1	660,869.54	660,869.54	1.65	0.249	1
Subtotal	**1**	**660,869.54**	**660,869.54**	**1.65**	**0.249**	**1**
Fund: Debt Service						
LOGIC	2	7,726,624.92	7,726,624.92	19.30	0.249	1
TexPool	1	237,562.06	237,562.06	0.59	0.154	1
Subtotal	**3**	**7,964,186.98**	**7,964,186.98**	**19.89**	**0.246**	**1**
Fund: Operating Cash						
First Texas Bank	3	924,213.49	924,213.49	2.31	0.050	1
Federal Agency Coupon Securities	4	9,500,000.00	9,500,000.00	23.72	0.576	846
LOGIC	2	12,753,352.43	12,753,352.43	31.85	0.249	1
Public Employees Credit Union	2	26,196.00	26,196.00	0.07	0.000	1
Municipal Bonds	1	1,420,000.00	1,475,886.34	3.69	0.461	320
TexPool	1	83,087.21	83,087.21	0.21	0.154	1
Subtotal	**13**	**24,706,849.13**	**24,762,735.47**	**61.85**	**0.379**	**344**
Total and Average	**23**	**39,987,320.52**	**40,043,172.14**	**100.00**	**0.335**	**259**

MEEDER
PUBLIC FUNDS | PATTERSON GROUP

Brushy Creek MUD
Fund 01BOND - 2001 Bond Escrow
Investments by Fund
March 31, 2022

Patterson & Associates
901 S. MoPac
Suite 195
Austin, TX 78746
-

CUSIP	Investment #	Issuer	Purchase Date	Book Value	Par Value	Market Value	Current Rate	YTM 360	YTM 365	Maturity Date	Days To Maturity
Federal Agency Coupon Securities											
3133EMVD1	10262	FFCB Call Note	04/05/2021	2,499,965.28	2,500,000.00	2,402,137.10	0.330	0.366	0.371	04/05/2024	735
			Subtotal and Average	**2,499,965.28**	**2,500,000.00**	**2,402,137.10**		**0.367**	**0.372**		**735**
			Total Investments and Average	**2,499,965.28**	**2,500,000.00**	**2,402,137.10**		**0.367**	**0.372**		**735**

Fund CON - Construction Funds
Investments by Fund
March 31, 2022

CUSIP	Investment #	Issuer	Purchase Date	Book Value	Par Value	Market Value	Current Rate	YTM 360	YTM 365	Maturity Days To Date Maturity
TexPool										
99992	10001	TexPool	10/01/2007	38,794.00	38,794.00	38,794.00	0.154	0.151	0.153	1
99995	10004	TexPool	10/01/2007	877,441.72	877,441.72	877,441.72	0.154	0.151	0.153	1
			Subtotal and Average	**916,235.72**	**916,235.72**	**916,235.72**		**0.151**	**0.154**	**1**
LOGIC										
99998	10007	LOGIC	10/01/2007	849,502.14	849,502.14	849,502.14	0.249	0.245	0.249	1
999913	10012	LOGIC	10/01/2007	1,535,572.82	1,535,572.82	1,535,572.82	0.249	0.245	0.249	1
999938	10258	LOGIC	10/27/2020	854,104.19	854,104.19	854,104.19	0.249	0.245	0.249	1
			Subtotal and Average	**3,239,179.15**	**3,239,179.15**	**3,239,179.15**		**0.246**	**0.249**	**1**
			Total Investments and Average	**4,155,414.87**	**4,155,414.87**	**4,155,414.87**		**0.225**	**0.228**	**1**

Fund CUST - Customer Deposits
Investments by Fund
March 31, 2022

CUSIP	Investment #	Issuer	Purchase Date	Book Value	Par Value	Market Value	Current Rate	YTM 360	YTM 365	Maturity Days To Date Maturity
LOGIC										
99997	10006	LOGIC	10/01/2007	660,869.54	660,869.54	660,869.54	0.249	0.245	0.249	1
			Subtotal and Average	**660,869.54**	**660,869.54**	**660,869.54**		**0.246**	**0.249**	**1**
			Total Investments and Average	**660,869.54**	**660,869.54**	**660,869.54**		**0.246**	**0.249**	**1**

Fund DS - Debt Service
Investments by Fund
March 31, 2022

CUSIP	Investment #	Issuer	Purchase Date	Book Value	Par Value	Market Value	Current Rate	YTM 360	YTM 365	Maturity Days To Date Maturity
TexPool										
99994	10003	TexPool	10/01/2007	237,562.06	237,562.06	237,562.06	0.154	0.151	0.153	1
			Subtotal and Average	**237,562.06**	**237,562.06**	**237,562.06**		**0.151**	**0.154**	**1**
LOGIC										
99996	10005	LOGIC	10/01/2007	6,227,040.96	6,227,040.96	6,227,040.96	0.249	0.245	0.249	1
999930	10034	LOGIC	03/09/2009	1,499,583.96	1,499,583.96	1,499,583.96	0.249	0.245	0.249	1
			Subtotal and Average	**7,726,624.92**	**7,726,624.92**	**7,726,624.92**		**0.246**	**0.249**	**1**
			Total Investments and Average	**7,964,186.98**	**7,964,186.98**	**7,964,186.98**		**0.243**	**0.246**	**1**

Fund OC - Operating Cash
Investments by Fund
March 31, 2022

CUSIP	Investment #	Issuer	Purchase Date	Book Value	Par Value	Market Value	Current Rate	YTM 360	YTM 365	Maturity Date	Days To Maturity
Public Employees Credit Union											
2756A	10266	PECU Free Checking	10/01/2021	26,191.00	26,191.00	26,191.00					1
2756	10265	PECU Primary Share Savings	10/01/2021	5.00	5.00	5.00					1
			Subtotal and Average	**26,196.00**	**26,196.00**	**26,196.00**		**0.000**	**0.000**		**1**
Federal Agency Coupon Securities											
31422XMV1	10267	FRMAC Call Note	10/04/2021	2,500,000.00	2,500,000.00	2,373,746.15	0.500	0.493	0.500	10/04/2024	917
3133ENGN4	10268	FFCB Call Note	12/09/2021	2,500,000.00	2,500,000.00	2,397,882.95	0.970	0.956	0.970	12/09/2024	983
3130ALJ70	10261	FHLB Call Note	03/12/2021	2,000,000.00	2,000,000.00	1,925,175.28	0.400	0.394	0.400	03/12/2024	711
3130ALVY7	10263	FHLB Call Note	04/15/2021	2,500,000.00	2,500,000.00	2,402,702.50	0.400	0.394	0.400	04/15/2024	745
			Subtotal and Average	**9,500,000.00**	**9,500,000.00**	**9,099,506.88**		**0.568**	**0.576**		**845**
Municipal Bonds											
886359BH0	10260	Tidehaven ISD TX	12/29/2020	1,475,886.34	1,420,000.00	1,456,962.60	5.000	0.454	0.460	02/15/2023	320
			Subtotal and Average	**1,475,886.34**	**1,420,000.00**	**1,456,962.60**		**0.454**	**0.461**		**320**
TexPool											
99991	10000	TexPool	10/01/2007	83,087.21	83,087.21	83,087.21	0.154	0.151	0.153		1
			Subtotal and Average	**83,087.21**	**83,087.21**	**83,087.21**		**0.151**	**0.154**		**1**
LOGIC											
999935	10247	LOGIC	12/13/2019	52,852.68	52,852.68	52,852.68	0.249	0.245	0.249		1
999936	10248	LOGIC	01/03/2020	12,700,499.75	12,700,499.75	12,700,499.75	0.249	0.245	0.249		1
			Subtotal and Average	**12,753,352.43**	**12,753,352.43**	**12,753,352.43**		**0.246**	**0.249**		**1**
First Texas Bank											
999916	10015	Bank	10/01/2007	911,399.03	911,399.03	911,399.03	0.050	0.049	0.050		1
999919	10018	Bank	10/01/2007	2,219.61	2,219.61	2,219.61	0.050	0.049	0.050		1
999929	10098	Bank	05/14/2013	10,594.85	10,594.85	10,594.85	0.050	0.049	0.050		1
			Subtotal and Average	**924,213.49**	**924,213.49**	**924,213.49**		**0.049**	**0.050**		**1**
			Total Investments and Average	**24,762,735.47**	**24,706,849.13**	**24,343,318.61**		**0.374**	**0.379**		**344**

MEEDER
PUBLIC FUNDS | PATTERSON GROUP

Patterson & Associates
901 S. MoPac
Suite 195
Austin, TX 78746
-

Brushy Creek MUD
Cash Reconciliation Report
For the Period January 1, 2022 - March 31, 2022
Grouped by Fund

Trans. Date	Investment #	Fund	Trans. Type	Security ID	Par Value	Security Description	Maturity Date	Purchases	Interest	Redemptions	Cash
Operating Cash											
01/18/2022	10264	OC	Maturity	06742XDV6	3,000,000.00	BARCBK 3.0M 0.00% Mat.	01/18/2022	0.00	0.00	3,000,000.00	3,000,000.00
02/15/2022	10260	OC	Interest	886359BH0	1,420,000.00	TIDEHV 1.4M 5.00% Mat.	02/15/2023	0.00	35,500.00	0.00	35,500.00
03/12/2022	10261	OC	Interest	3130ALJ70	2,000,000.00	FHLBC 2.0M 0.40% Mat. 03/12/2024	03/12/2024	0.00	4,000.00	0.00	4,000.00
							Subtotal	**0.00**	**39,500.00**	**3,000,000.00**	**3,039,500.00**
							Total	**0.00**	**39,500.00**	**3,000,000.00**	**3,039,500.00**

MEEDER
PUBLIC FUNDS | PATTERSON GROUP

Patterson & Associates
901 S. MoPac
Suite 195
Austin, TX 78746
-

Brushy Creek MUD
Maturity Report
Sorted by Maturity Date
Receipts during January 1, 2022 - March 31, 2022

CUSIP	Investment #	Fund	Sec. Type	Issuer	Par Value	Maturity Date	Purchase Date	Rate at Maturity	Book Value at Maturity	Interest	Maturity Proceeds	Net Income
06742XDV6	10264	OC	ACP	BARCBK	3,000,000.00	01/18/2022	04/23/2021		3,000,000.00	0.00	3,000,000.00	0.00
			Total Maturities		**3,000,000.00**				**3,000,000.00**	**0.00**	**3,000,000.00**	**0.00**

MEEDER
PUBLIC FUNDS | PATTERSON GROUP

Brushy Creek MUD
Interest Earnings
Sorted by Fund - Fund
January 1, 2022 - March 31, 2022
Yield on Average Book Value

Patterson & Associates
901 S. MoPac
Suite 195
Austin, TX 78746
-

CUSIP	Investment #	Fund	Security Type	Ending Par Value	Beginning Book Value	Average Book Value	Maturity Date	Current Rate	Annualized Yield	Adjusted Interest Earnings: Interest Earned	Adjusted Interest Earnings: Amortization/ Accretion	Adjusted Interest Earnings: Adjusted Interest Earnings
Fund: 2001 Bond Escrow												
3133EMVD1	10262	01BOND	FAC	2,500,000.00	2,499,184.03	2,499,579.28	04/05/2024	0.330	0.461	2,062.50	781.25	2,843.75
			Subtotal	**2,500,000.00**	**2,499,184.03**	**2,499,579.28**			**0.461**	**2,062.50**	**781.25**	**2,843.75**
Fund: Construction Funds												
99995	10004	CON	RRP	877,441.72	875,161.75	876,546.88		0.154	0.086	184.97	0.00	184.97
99992	10001	CON	RRP	38,794.00	38,785.81	38,787.38		0.154	0.086	8.19	0.00	8.19
99998	10007	CON	RR2	849,502.14	848,173.82	848,897.02		0.249	0.150	313.25	0.00	313.25
999913	10012	CON	RR2	1,535,572.82	1,533,202.56	1,534,489.96		0.249	0.150	566.26	0.00	566.26
999938	10258	CON	RR2	854,104.19	1,081,749.92	869,055.17		0.249	0.149	318.25	0.00	318.25
			Subtotal	**4,155,414.87**	**4,377,073.86**	**4,167,776.40**			**0.135**	**1,390.92**	**0.00**	**1,390.92**
Fund: Customer Deposits												
99997	10006	CUST	RR2	660,869.54	660,625.75	660,679.51		0.249	0.150	243.79	0.00	243.79
			Subtotal	**660,869.54**	**660,625.75**	**660,679.51**			**0.150**	**243.79**	**0.00**	**243.79**
Fund: Debt Service												
99994	10003	DS	RRP	237,562.06	237,512.00	237,521.49		0.154	0.085	50.06	0.00	50.06
999930	10034	DS	RR2	1,499,583.96	1,188,740.98	1,422,278.11		0.249	0.153	536.16	0.00	536.16
99996	10005	DS	RR2	6,227,040.96	8,275,759.35	7,740,247.97		0.249	0.138	2,641.47	0.00	2,641.47
			Subtotal	**7,964,186.98**	**9,702,012.33**	**9,400,047.57**			**0.139**	**3,227.69**	**0.00**	**3,227.69**
Fund: Operating Cash												
99991	10000	OC	RRP	83,087.21	83,069.69	83,073.02		0.154	0.086	17.52	0.00	17.52
999936	10248	OC	RR2	12,700,499.75	4,116,331.70	9,451,130.08		0.249	0.171	3,974.11	0.00	3,974.11
999935	10247	OC	RR2	52,852.68	61,851.41	501,772.71		0.249	0.093	115.27	0.00	115.27
999916	10015	OC	RR3	911,399.03	693,440.19	846,647.25		0.050	0.052	107.78	0.00	107.78
999919	10018	OC	RR3	2,219.61	2,664.46	19,188.76		0.050	0.047	2.23	0.00	2.23
999929	10098	OC	RR3	10,594.85	7,780.42	9,258.78		0.050	0.049	1.13	0.00	1.13
3130ALVY7	10263	OC	FAC	2,500,000.00	2,500,000.00	2,500,000.00	04/15/2024	0.400	0.406	2,500.00	0.00	2,500.00

Brushy Creek MUD
Interest Earnings
January 1, 2022 - March 31, 2022

CUSIP	Investment #	Fund	Security Type	Ending Par Value	Beginning Book Value	Average Book Value	Maturity Date	Current Rate	Annualized Yield	Adjusted Interest Earnings: Interest Earned	Adjusted Interest Earnings: Amortization/ Accretion	Adjusted Interest Earnings: Adjusted Interest Earnings
Fund: Operating Cash												
3130ALJ70	10261	OC	FAC	2,000,000.00	2,000,000.00	2,000,000.00	03/12/2024	0.400	0.406	2,000.00	0.00	2,000.00
3133ENGN4	10268	OC	FAC	2,500,000.00	2,500,000.00	2,500,000.00	12/09/2024	0.970	0.983	6,062.50	0.00	6,062.50
06742XDV6	10264	OC	ACP	0.00	2,999,660.00	566,636.44	01/18/2022		0.243	0.00	340.00	340.00
31422XMV1	10267	OC	FAC	2,500,000.00	2,500,000.00	2,500,000.00	10/04/2024	0.500	0.507	3,125.00	0.00	3,125.00
886359BH0	10260	OC	MC1	1,420,000.00	1,491,904.72	1,483,800.61	02/15/2023	5.000	0.473	17,750.00	-16,018.38	1,731.62
2756	10265	OC	LA2	5.00	5.00	5.00				0.00	0.00	0.00
2756A	10266	OC	LA2	26,191.00	32,188.70	21,690.42				0.00	0.00	0.00
			Subtotal	**24,706,849.13**	**18,988,896.29**	**22,483,203.08**			**0.360**	**35,655.54**	**-15,678.38**	**19,977.16**
			Total	**39,987,320.52**	**36,227,792.26**	**39,211,285.85**			**0.286**	**42,580.44**	**-14,897.13**	**27,683.31**

MEEDER
PUBLIC FUNDS | PATTERSON GROUP

Patterson & Associates
901 S. MoPac
Suite 195
Austin, TX 78746
-

Brushy Creek MUD
Amortization Schedule
January 1, 2022 - March 31, 2022
Sorted By Fund - Fund

Investment # / Issuer	Fund	Maturity Date / Amort. Date	Beginning Par Value / Current Rate	Purchase Principal	Original Premium or Discount	Ending Book Value	Amounts Amortized And Unamortized As of 01/01/2022	Amount Amortized This Period	Amt Amortized Through 03/31/2022	Amount Unamortized Through 03/31/2022
2001 Bond Escrow										
10262	01BOND	04/05/2024	2,500,000.00	2,496,875.00	-3,125.00	2,499,965.28	2,309.03	781.25	3,090.28	-34.72
FFCB Call Note		04/05/2022	0.330				-815.97			
			Subtotal	**2,496,875.00**	**-3,125.00**	**2,499,965.28**	**2,309.03**	**781.25**	**3,090.28**	**-34.72**
							-815.97			
Operating Cash										
10264	OC	01/18/2022	3,000,000.00	2,994,600.00	-5,400.00	0.00	5,060.00	340.00	5,400.00	0.00
Barclays Bank CP							-340.00			
10260	OC	02/15/2023	1,420,000.00	1,556,334.20	136,334.20	1,475,886.34	-64,429.48	-16,018.38	-80,447.86	55,886.34
Tidehaven ISD TX			5.000				71,904.72			
			Subtotal	**4,550,934.20**	**130,934.20**	**1,475,886.34**	**-59,369.48**	**-15,678.38**	**-75,047.86**	**55,886.34**
							71,564.72			
			Total	**7,047,809.20**	**127,809.20**	**3,975,851.62**	**-57,060.45**	**-14,897.13**	**-71,957.58**	**55,851.62**
							70,748.75			

MEEDER
PUBLIC FUNDS | PATTERSON GROUP

Patterson & Associates
901 S. MoPac
Suite 195
Austin, TX 78746
-

Brushy Creek MUD
Projected Cashflow Report
Sorted by Monthly
For the Period April 1, 2022 - October 31, 2022

Projected Trans. Date	Investment #	Fund	Security ID	Transaction Type	Issuer	Par Value	Original Cost	Principal	Interest	Total
April 2022										
04/04/2022	10267	OC	31422XMV1	Interest	FRMAC Call Note	0.00	0.00	0.00	6,250.00	6,250.00
04/05/2022	10262	01BOND	3133EMVD1	Interest	FFCB Call Note	0.00	0.00	0.00	4,125.00	4,125.00
04/05/2022	10262	01BOND	3133EMVD1	Call	FFCB Call Note	2,500,000.00	2,496,875.00	2,500,000.00	0.00	2,500,000.00
04/12/2022	10261	OC	3130ALJ70	Call	FHLB Call Note	2,000,000.00	2,000,000.00	2,000,000.00	0.00	2,000,000.00
04/15/2022	10263	OC	3130ALVY7	Interest	FHLB Call Note	0.00	0.00	0.00	5,000.00	5,000.00
04/15/2022	10263	OC	3130ALVY7	Call	FHLB Call Note	2,500,000.00	2,500,000.00	2,500,000.00	0.00	2,500,000.00
					Total for April 2022	**7,000,000.00**	**6,996,875.00**	**7,000,000.00**	**15,375.00**	**7,015,375.00**
June 2022										
06/09/2022	10268	OC	3133ENGN4	Interest	FFCB Call Note	0.00	0.00	0.00	12,125.00	12,125.00
					Total for June 2022	**0.00**	**0.00**	**0.00**	**12,125.00**	**12,125.00**
August 2022										
08/15/2022	10260	OC	886359BH0	Interest	Tidehaven ISD TX	0.00	0.00	0.00	35,500.00	35,500.00
					Total for August 2022	**0.00**	**0.00**	**0.00**	**35,500.00**	**35,500.00**
September 2022										
09/12/2022	10261	OC	3130ALJ70	Interest	FHLB Call Note	0.00	0.00	0.00	4,000.00	4,000.00
					Total for September 2022	**0.00**	**0.00**	**0.00**	**4,000.00**	**4,000.00**
October 2022										
10/04/2022	10267	OC	31422XMV1	Interest	FRMAC Call Note	0.00	0.00	0.00	6,250.00	6,250.00
10/04/2022	10267	OC	31422XMV1	Call	FRMAC Call Note	2,500,000.00	2,500,000.00	2,500,000.00	0.00	2,500,000.00
10/05/2022	10262	01BOND	3133EMVD1	Interest	FFCB Call Note	0.00	0.00	0.00	4,125.00	4,125.00
10/15/2022	10263	OC	3130ALVY7	Interest	FHLB Call Note	0.00	0.00	0.00	5,000.00	5,000.00
					Total for October 2022	**2,500,000.00**	**2,500,000.00**	**2,500,000.00**	**15,375.00**	**2,515,375.00**
					GRAND TOTALS:	**9,500,000.00**	**9,496,875.00**	**9,500,000.00**	**82,375.00**	**9,582,375.00**

MEEDER
PUBLIC FUNDS | PATTERSON GROUP

Patterson & Associates
901 S. MoPac
Suite 195
Austin, TX 78746
-

Brushy Creek MUD
Texas Compliance Change in Val Report
Sorted by Fund
January 1, 2022 - March 31, 2022

Inv # / Cusip	Issuer / Par Value	Fund / YTM	Purch Date / Mat Date	Interest Accrual / Interest Received	Beginning Book Value / Beginning Market Value	Purchases/ Additions	Redemptions	Change in Value	Ending Book Value / Ending Market Value
Fund: 2001 Bond Escrow									
10262	FFCBC	01BOND	04/05/2021	2,062.50	2,499,184.03	0.00	0.00	781.25	2,499,965.28
3133EMVD1	2,500,000.00	0.371	04/05/2024	0.00	2,470,238.25	0.00	0.00	-68,101.15	2,402,137.10
	Sub Totals For: Fund: 2001 Bond Escrow			2,062.50	2,499,184.03	0.00	0.00	781.25	2,499,965.28
				0.00	2,470,238.25	0.00	0.00	-68,101.15	2,402,137.10
Fund: CC Revenue Bond									
10256	LOGIC	CCREV	07/02/2020	0.00	0.00	0.00	0.00	0.00	0.00
999937	0.00	0.000	/ /	0.00	0.00	0.00	0.00	0.00	0.00
	Sub Totals For: Fund: CC Revenue Bond			0.00	0.00	0.00	0.00	0.00	0.00
				0.00	0.00	0.00	0.00	0.00	0.00
Fund: Construction Funds									
10001	TXPOOL	CON	10/01/2007	8.19	38,785.81	8.19	0.00	8.19	38,794.00
99992	38,794.00	0.153	/ /	8.19	38,785.81	8.19	0.00	8.19	38,794.00
10004	TXPOOL	CON	10/01/2007	184.97	875,161.75	2,279.97	0.00	2,279.97	877,441.72
99995	877,441.72	0.153	/ /	184.97	875,161.75	2,279.97	0.00	2,279.97	877,441.72
10007	LOGIC	CON	10/01/2007	313.25	848,173.82	1,328.32	0.00	1,328.32	849,502.14
99998	849,502.14	0.249	/ /	313.25	848,173.82	1,328.32	0.00	1,328.32	849,502.14
10012	LOGIC	CON	10/01/2007	566.26	1,533,202.56	2,370.26	0.00	2,370.26	1,535,572.82
999913	1,535,572.82	0.249	/ /	566.26	1,533,202.56	2,370.26	0.00	2,370.26	1,535,572.82
10258	LOGIC	CON	10/27/2020	318.25	1,081,749.92	318.25	227,963.98	-227,645.73	854,104.19
999938	854,104.19	0.249	/ /	318.25	1,081,749.92	318.25	227,963.98	-227,645.73	854,104.19
	Sub Totals For: Fund: Construction Funds			1,390.92	4,377,073.86	6,304.99	227,963.98	-221,658.99	4,155,414.87
				1,390.92	4,377,073.86	6,304.99	227,963.98	-221,658.99	4,155,414.87

Inv # / Cusip	Issuer / Par Value	Fund / YTM	Purch Date / Mat Date	Interest Accrual / Interest Received	Beginning Book Value / Beginning Market Value	Purchases/ Additions	Redemptions	Change in Value	Ending Book Value / Ending Market Value
Fund: Customer Deposits									
10006	LOGIC	CUST	10/01/2007	243.79	660,625.75	243.79	0.00	243.79	660,869.54
99997	660,869.54	0.249	/ /	243.79	660,625.75	243.79	0.00	243.79	660,869.54
	Sub Totals For: Fund: Customer Deposits			243.79	660,625.75	243.79	0.00	243.79	660,869.54
				243.79	660,625.75	243.79	0.00	243.79	660,869.54
Fund: Debt Service									
10003	TXPOOL	DS	10/01/2007	50.06	237,512.00	50.06	0.00	50.06	237,562.06
99994	237,562.06	0.153	/ /	50.06	237,512.00	50.06	0.00	50.06	237,562.06
10005	LOGIC	DS	10/01/2007	2,641.47	8,275,759.35	4,454,930.57	6,503,648.96	-2,048,718.39	6,227,040.96
99996	6,227,040.96	0.249	/ /	2,641.47	8,275,759.35	4,454,930.57	6,503,648.96	-2,048,718.39	6,227,040.96
10021	BANK	DS	10/01/2007	0.00	0.00	0.00	0.00	0.00	0.00
999922	0.00	0.000	/ /	0.00	0.00	0.00	0.00	0.00	0.00
10034	LOGIC	DS	03/09/2009	536.16	1,188,740.98	310,842.98	0.00	310,842.98	1,499,583.96
999930	1,499,583.96	0.249	/ /	536.16	1,188,740.98	310,842.98	0.00	310,842.98	1,499,583.96
	Sub Totals For: Fund: Debt Service			3,227.69	9,702,012.33	4,765,823.61	6,503,648.96	-1,737,825.35	7,964,186.98
				3,227.69	9,702,012.33	4,765,823.61	6,503,648.96	-1,737,825.35	7,964,186.98
Fund: Operating Cash									
10000	TXPOOL	OC	10/01/2007	17.52	83,069.69	17.52	0.00	17.52	83,087.21
99991	83,087.21	0.153	/ /	17.52	83,069.69	17.52	0.00	17.52	83,087.21
10015	BANK	OC	10/01/2007	107.78	693,440.19	3,504,001.65	3,286,042.81	217,958.84	911,399.03
999916	911,399.03	0.050	/ /	107.78	693,440.19	3,504,001.65	3,286,042.81	217,958.84	911,399.03
10018	BANK	OC	10/01/2007	2.23	2,664.46	710,483.57	710,928.42	-444.85	2,219.61
999919	2,219.61	0.050	/ /	2.23	2,664.46	710,483.57	710,928.42	-444.85	2,219.61
10098	BANK	OC	05/14/2013	1.13	7,780.42	6,092.20	3,277.77	2,814.43	10,594.85
999929	10,594.85	0.050	/ /	1.13	7,780.42	6,092.20	3,277.77	2,814.43	10,594.85

Brushy Creek MUD
Texas Compliance Change in Val Report
January 1, 2022 - March 31, 2022

Inv # / Cusip	Issuer / Par Value	Fund / YTM	Purch Date / Mat Date	Interest Accrual / Interest Received	Beginning Book Value / Beginning Market Value	Purchases/ Additions	Redemptions	Change in Value	Ending Book Value / Ending Market Value
10172	BBTBMM	OC	10/01/2021	0.00	0.00	0.00	0.00	0.00	0.00
4001901	0.00	0.000	/ /	0.00	0.00	0.00	0.00	0.00	0.00
10176	BBTIMM	OC	10/01/2021	0.00	0.00	0.00	0.00	0.00	0.00
4001901A	0.00	0.000	/ /	0.00	0.00	0.00	0.00	0.00	0.00
10247	LOGIC	OC	12/13/2019	115.27	61,851.41	3,039,582.27	3,048,581.00	-8,998.73	52,852.68
999935	52,852.68	0.249	/ /	115.27	61,851.41	3,039,582.27	3,048,581.00	-8,998.73	52,852.68
10248	LOGIC	OC	01/03/2020	3,974.11	4,116,331.70	9,784,168.05	1,200,000.00	8,584,168.05	12,700,499.75
999936	12,700,499.75	0.249	/ /	3,974.11	4,116,331.70	9,784,168.05	1,200,000.00	8,584,168.05	12,700,499.75
10260	TIDEHV	OC	12/29/2020	17,750.00	1,491,904.72	0.00	0.00	-16,018.38	1,475,886.34
886359BH0	1,420,000.00	0.460	02/15/2023	35,500.00	1,490,346.80	0.00	0.00	-33,384.20	1,456,962.60
10261	FHLBC	OC	03/12/2021	2,000.00	2,000,000.00	0.00	0.00	0.00	2,000,000.00
3130ALJ70	2,000,000.00	0.400	03/12/2024	4,000.00	1,977,511.80	0.00	0.00	-52,336.52	1,925,175.28
10263	FHLBC	OC	04/15/2021	2,500.00	2,500,000.00	0.00	0.00	0.00	2,500,000.00
3130ALVY7	2,500,000.00	0.400	04/15/2024	0.00	2,483,632.17	0.00	0.00	-80,929.67	2,402,702.50
10264	BARCBK	OC	04/23/2021	0.00	2,999,660.00	0.00	3,000,000.00	-2,999,660.00	0.00
06742XDV6	0.00	0.000	01/18/2022	0.00	2,997,330.00	0.00	3,000,000.00	-2,997,330.00	0.00
10265	PECUPS	OC	10/01/2021	0.00	5.00	0.00	0.00	0.00	5.00
2756	5.00	0.000	/ /	0.00	5.00	0.00	0.00	0.00	5.00
10266	PECUFC	OC	10/01/2021	0.00	32,188.70	19,814.67	25,812.37	-5,997.70	26,191.00
2756A	26,191.00	0.000	/ /	0.00	32,188.70	19,814.67	25,812.37	-5,997.70	26,191.00
10267	FAMCAC	OC	10/04/2021	3,125.00	2,500,000.00	0.00	0.00	0.00	2,500,000.00
31422XMV1	2,500,000.00	0.500	10/04/2024	0.00	2,442,305.90	0.00	0.00	-68,559.75	2,373,746.15
10268	FFCBC	OC	12/09/2021	6,062.50	2,500,000.00	0.00	0.00	0.00	2,500,000.00
3133ENGN4	2,500,000.00	0.970	12/09/2024	0.00	2,498,565.67	0.00	0.00	-100,682.72	2,397,882.95

Inv # / Cusip	Issuer / Par Value	Fund / YTM	Purch Date / Mat Date	Interest Accrual / Interest Received	Beginning Book Value / Beginning Market Value	Purchases/ Additions	Redemptions	Change in Value	Ending Book Value / Ending Market Value
	Sub Totals For: Fund: Operating Cash			35,655.54	18,988,896.29	17,064,159.93	11,274,642.37	5,773,839.18	24,762,735.47
				43,718.04	18,887,023.91	17,064,159.93	11,274,642.37	5,456,294.70	24,343,318.61
		Report Grand Totals:		42,580.44	36,227,792.26	21,836,532.32	18,006,255.31	3,815,379.88	40,043,172.14
				48,580.44	36,096,974.10	21,836,532.32	18,006,255.31	3,428,953.00	39,525,927.10

Disclosures

MEEDER
PUBLIC FUNDS | PATTERSON GROUP

Meeder Public Funds, Inc., is a registered investment adviser with the Securities and Exchange Commission (SEC) under the Investment Advisers Act of 1940. Registration with the SEC does not imply a certain level of skill or training. The opinions expressed in this presentation are those of Meeder Public Funds, Inc. The material presented has been derived from sources considered to be reliable, but the accuracy and completeness cannot be guaranteed.

Meeder provides monthly statements for its investment management clients to provide information about the investment portfolio. The information should not be used for audit or confirmation purposes. Please review your custodial statements and report any inaccuracies or discrepancies.

Certain information and data have been supplied by unaffiliated third parties. Although Meeder believes the information is reliable, it cannot warrant the accuracy of information offered by third parties. Market value may reflect prices received from pricing vendors when current market quotations are not available. Prices may not reflect firm bids or offers and may differ from the value at which the security can be sold.

Statements may include positions from unmanaged accounts provided for reporting purposes. Unmanaged accounts are managed directly by the client and are not included in the accounts managed by the investment adviser. This information is provided as a client convenience and the investment adviser assumes no responsibility for performance of these accounts or the accuracy of the data reported.

Investing involves risk. Past performance is no guarantee of future results. Debt and fixed income securities are subject to credit and interest rate risk. The investment return and principal value of an investment will fluctuate so that an investors shares, when redeemed, may be worth more or less than their original cost. Current performance may be lower or higher than the performance data quoted.

Investment advisory services are provided through Meeder Public Funds, Inc. Please contact us if you would like to receive a copy of our current ADV disclosure brochure or privacy policy.

Meeder Public Funds
Patterson Group

Barton Oaks Plaza II
901 S. MoPac Expy
Suite 195
Austin, Texas
78746

800.817.2442

Monthly Disbursements

Brushy Creek Municipal Utility District

Disbursements - Checks

03/01/2022 - 03/31/2022

Check Number	Document Description	Vendor Name	Effective Date	Check Amount	Spoiled	Transaction Description	Source
092884	System Generated Check/Voucher	ABILA INC.	03/25/22	914.21	No	Purchase Abila / MIP Encumbrance Module for Purchasing	APS
092756	System Generated Check/Voucher	AFFORDABLE SIGNS	03/11/22	225.00	No	Laminating Truck Decals- New Security Truck #2202	APS
092808	System Generated Check/Voucher	AFFORDABLE SIGNS	03/18/22	825.00	No	Stickers for Locks, Meters, and other District Property	APS
092875	System Generated Check/Voucher	AFLAC	03/25/22	1,049.36	No	Feb 22 INSURANCE	APS
092787	System Generated Check/Voucher	ALEX HOBBS	03/11/22	31.56	No	Utility Refund	APS
092687	System Generated Check/Voucher	ALTON R RANDOLPH JR	03/04/22	96.00	No	YOUTH BBALL REFEREE 02/19/22	APS
092751	System Generated Check/Voucher	ALTON R RANDOLPH JR	03/11/22	168.00	No	YOUTH BBALL REFEREE 02/26/22	APS
092730	System Generated Check/Voucher	AMAZON CAPITAL SERVICES	03/04/22	7,867.88	No	Amazon Purchases Feb 2022	APS
092757	System Generated Check/Voucher	AMAZON WEB SERVICES	03/11/22	105.59	No	MONTHLY CHARGE FOR GLACIER BACK UPS- 02/01/22-02/2	APS
092758	System Generated Check/Voucher	AMERICAN PIZZA PARTNERS LP	03/11/22	243.00	No	2021 Fall Campout Pizza	APS
092758	System Generated Check/Voucher	AMERICAN PIZZA PARTNERS LP	03/11/22	222.00	No	Disc Golf Pizza (20)	APS
092693	System Generated Check/Voucher	AMERICAN RED CROSS - HEALTI	03/04/22	975.00	No	Swim Class Sign-ups	APS
092759	System Generated Check/Voucher	AMERICAN RED CROSS - HEALTI	03/11/22	315.00	No	Adult & Pediatric First Aid/CPR/AED	APS
092692	System Generated Check/Voucher	ANCHOR-VENTANA GLASS	03/04/22	6,074.30	No	Replace Glass Board Room & Game Room	APS
092876	System Generated Check/Voucher	AQUATIC FEATURES, INC	03/25/22	2,721.33	No	Monthly Maintenance on Ponds- Feb 2022 Services	APS
092767	System Generated Check/Voucher	ARMIDA MACIAS	03/11/22	29.70	No	Replenish Petty Cash- Disc Golf Donut Exps	APS
092877	System Generated Check/Voucher	ARMIDA MACIAS	03/25/22	150.00	No	Petty Cash- Till for New CSR- C.Chew	APS
092785	System Generated Check/Voucher	ARY DJAJADI	03/11/22	46.30	No	Utility Refund	APS
092694	System Generated Check/Voucher	AS AWARDS, INC.	03/04/22	90.10	No	Disc Golf Tournament Plaques	APS
092809	System Generated Check/Voucher	AS AWARDS, INC.	03/18/22	269.54	No	Trophies & Awards for MUDRun, 4th of July & HM Festival	APS
092800	System Generated Check/Voucher	AT&T	03/09/22	2,393.12	No	Telephone Services- Feb 2022	APS
092908	System Generated Check/Voucher	ATMOS ENERGY	03/28/22	922.72	No	16318 GREAT OAKS DRIVE	APS
092909	System Generated Check/Voucher	ATMOS ENERGY	03/28/22	126.94	No	901 GREAT OAKS	APS
092695	System Generated Check/Voucher	ATX ELITE HOOPS LLC	03/04/22	609.00	No	ATX Elite Hoops 01/30-02/20/22	APS
092782	System Generated Check/Voucher	AUSTIN 101 PROPERTIES	03/11/22	11.21	No	Utility Refund	APS
092691	System Generated Check/Voucher	AUSTIN LANDSCAPE SUPPLIES	03/04/22	221.24	No	Granite for all Trails, Limestone for Creekside Hillside	APS
092691	System Generated Check/Voucher	AUSTIN LANDSCAPE SUPPLIES	03/04/22	424.42	No	Play Ground Mulch Pepper Rock Zipline	APS
092885	System Generated Check/Voucher	AUSTIN SCREEN PRINTING, L.P.	03/25/22	917.11	No	Team Member T-Shirts	APS
092696	System Generated Check/Voucher	AUTO ZONE, INC.	03/04/22	43.78	No	Security Vehicle Supplies	APS
092697	System Generated Check/Voucher	BARRIER FENCE SYSTEMS, LLC	03/04/22	5,365.00	No	Replace Fence @ Pepper Rock- Car Accident	APS
092797	System Generated Check/Voucher	BENJAMIN VREELAND	03/11/22	24.33	No	Utility Refund	APS
092811	System Generated Check/Voucher	BLUE LOTUS MARTIAL ARTS LLC	03/18/22	2,316.98	No	Taekwondo Classes January 2022	APS
092786	System Generated Check/Voucher	BOAZ HECHT	03/11/22	30.76	No	Utility Refund	APS
092755	System Generated Check/Voucher	BOBBY WHITE	03/11/22	40.00	No	Adult Volleyball Referee- 02/23/2022	APS
092858	System Generated Check/Voucher	BOBBY WHITE	03/18/22	40.00	No	ADULT VOLLEYBALL REFEREE 03/2/2022	APS
092858	System Generated Check/Voucher	BOBBY WHITE	03/18/22	60.00	No	Adult Volleyball Referee- 03.09.2022	APS

Check Number	Document Description	Vendor Name	Effective Date	Check Amount	Spoiled	Transaction Description	Source
092896	System Generated Check/Voucher	BRANDON THOMAS CANTU	03/25/22	1,320.00	No	Feb 2022 Community Center & Safety Patrol	APS
092802	System Generated Check/Voucher	BRAZOS RIVER AUTHORITY	03/16/22	48,405.05	No	RAW WATER	APS
092873	System Generated Check/Voucher	BRIAN RAY	03/18/22	4.42	No	Utility Refund	APS
092760	System Generated Check/Voucher	BRUSHY CREEK VILLAGE HOA	03/11/22	130.00	No	Facility Rental Cancelation Refund	APS
092698	System Generated Check/Voucher	BUG MASTER EXTERMINATING,	03/04/22	79.00	No	Pest Prevention Maintenance Yard	APS
092698	System Generated Check/Voucher	BUG MASTER EXTERMINATING,	03/04/22	150.00	No	Pest Prevention Rodent Station Install 2040 Cedar Brks	APS
092698	System Generated Check/Voucher	BUG MASTER EXTERMINATING,	03/04/22	196.00	No	PEST PREVENTION-POOLS	APS
092898	System Generated Check/Voucher	CALEB GARZA	03/25/22	1,100.00	No	Feb 2022 Community Center & Traffic Patrol	APS
092898	System Generated Check/Voucher	CALEB GARZA	03/25/22	150.00	No	PARC Meeting Security- 02/07/2022	APS
092812	System Generated Check/Voucher	CAPITOL CITY JANITORIAL, INC.	03/18/22	180.00	No	FEB 2022 - JANITORIAL-WTF	APS
092867	System Generated Check/Voucher	CARRI MOORE	03/18/22	33.82	No	Utility Refund	APS
092761	System Generated Check/Voucher	CATHERINE BRATEN	03/11/22	7.50	No	Cat Hollow Rental Deposit Refund - From CR balance.	APS
092879	System Generated Check/Voucher	CAVALLO ENERGY TEXAS LLC	03/23/22	23,830.41	No	CAVALLO ENERGY USAGE	APS
092813	System Generated Check/Voucher	CDW GOVERNMENT, INC.	03/18/22	1,150.00	No	ENT E3 STANDARD MTHY OFFICE 365 SEATS 02/01/22-02/2	APS
092813	System Generated Check/Voucher	CDW GOVERNMENT, INC.	03/18/22	720.00	No	EXCHANGE ONLINE PLAN 2 /OFFICE 365 LIC. 02/01/22-02/	APS
092813	System Generated Check/Voucher	CDW GOVERNMENT, INC.	03/18/22	315.00	No	EXCHANGE ONLINE PLAN 2 /OFFICE 365 LIC. 02/08/22-02/	APS
092748	System Generated Check/Voucher	CECILIANA PENA	03/11/22	40.00	No	YOUTH BBALL SCORE KEEPER 02/26/22	APS
092905	System Generated Check/Voucher	CHAD GARRETT LAWRENCE	03/25/22	550.00	No	Feb 2022 Safety Patrol	APS
092699	System Generated Check/Voucher	CHAMELEON INDUSTRIES, INC	03/04/22	4,206.50	No	235 GALLONS EARTH TEC QZ - COPPER @ INTAKE	APS
092735	System Generated Check/Voucher	CHARTER COMMUNICATIONS H	03/09/22	149.98	No	8600 OCONNOR DR	APS
092736	System Generated Check/Voucher	CHARTER COMMUNICATIONS H	03/09/22	149.98	No	4203 PASADA LN	APS
092803	System Generated Check/Voucher	CHARTER COMMUNICATIONS H	03/16/22	49.99	No	901 GREAT OAKS	APS
092804	System Generated Check/Voucher	CHARTER COMMUNICATIONS H	03/16/22	1,482.74	No	16318 S. GREAT OAKS DR-FIBER SRV	APS
092805	System Generated Check/Voucher	CHARTER COMMUNICATIONS H	03/16/22	149.98	No	416 HIGHLAND HORIZON	APS
092711	System Generated Check/Voucher	CHRIS KIFER	03/04/22	58.97	No	Truck Supplies #1102- OReilly's Reimbursement	APS
092814	System Generated Check/Voucher	CINTAS CORPORATION #86	03/18/22	369.24	No	Ultra Cleaning- Locker Rooms	APS
092675	System Generated Check/Voucher	CITY OF ROUND ROCK	03/01/22	70,350.38	No	CAPITAL & FLOW CHARGE	APS
092880	System Generated Check/Voucher	CITY OF ROUND ROCK - UTILITY	03/23/22	8.92	No	DRAINAGE FEE - NOV 2021	APS
092720	System Generated Check/Voucher	CITY OF ROUND ROCK-ENVIRON	03/04/22	350.00	No	BACTERIOLOGICAL TESTING JAN 2022	APS
092700	System Generated Check/Voucher	CORE & MAIN LP	03/04/22	570.00	No	Meter Transmitter- PW Maintenance Yard	APS
092815	System Generated Check/Voucher	CP&Y INC.	03/18/22	2,978.25	No	GIS Stormwater Mapping Prj#BCMU1800062.02 11/18/21-	APS
092902	System Generated Check/Voucher	DANIEL L HIPPERT	03/25/22	330.00	No	Feb 2022 Community Center	APS
092682	System Generated Check/Voucher	DARRELL D. MCCANT	03/04/22	72.00	No	YOUTH BBALL REFEREE 02/19/22	APS
092907	System Generated Check/Voucher	DARSHAN VARTAK	03/24/22	17.50	No	Reservation #22098 Deposit Refund	APS
092816	System Generated Check/Voucher	DATAPROSE, LLC	03/18/22	459.06	No	April 2022 Newsletter	APS
092816	System Generated Check/Voucher	DATAPROSE, LLC	03/18/22	2,689.95	No	Bill Package- Production, Postage: 02/01/22-02/28/22	APS
092718	System Generated Check/Voucher	DESTIN RAINEY	03/04/22	65.30	No	Boot Reimbursement	APS
092762	System Generated Check/Voucher	DIRECTTV LLC	03/11/22	206.99	No	Service Period 02/20/22- 03/19/22	APS
092701	System Generated Check/Voucher	DISCOUNT TIRE/AMERICA'S TIR	03/04/22	233.35	No	Programs SUV #2003 New Tires & Rotation	APS
092702	System Generated Check/Voucher	DOG WASTE DEPOT	03/04/22	166.58	No	(6000) DOG WASTE BAGS	APS
092817	System Generated Check/Voucher	DOG WASTE DEPOT	03/18/22	139.88	No	(400) Depot Can Liners	APS

Check Number	Document Description	Vendor Name	Effective Date	Check Amount	Spoiled	Transaction Description	Source
092817	System Generated Check/Voucher	DOG WASTE DEPOT	03/18/22	530.58	No	(6000) Dog Waste Bags & (200) Can Liners	APS
092679	System Generated Check/Voucher	DONALD CARR	03/04/22	96.00	No	YOUTH BBALL REFEREE 02/19/22	APS
092738	System Generated Check/Voucher	DONALD CARR	03/11/22	72.00	No	YOUTH BBALL REFEREE 02/26/22	APS
092860	System Generated Check/Voucher	DONALD WILLIAMS	03/18/22	96.00	No	YOUTH BBALL REFEREE 02/26/22	APS
092886	System Generated Check/Voucher	ECO SYSTEMS LANDSCAPE SERV	03/25/22	37,708.01	No	FEB 2022-MONTHLY LANDSCAPING	APS
092685	System Generated Check/Voucher	ERIC RADFORD	03/04/22	173.00	No	YOUTH BBALL REFEREE 02/19/22	APS
092749	System Generated Check/Voucher	ERIC RADFORD	03/11/22	168.00	No	YOUTH BBALL REFEREE 02/26/22	APS
092843	System Generated Check/Voucher	ERIC SLAVIN	03/18/22	1,155.00	No	Guitar Lessons 02/01-02/24/22	APS
092703	System Generated Check/Voucher	EXCEL CONSTRUCTION SERVICE	03/04/22	63,306.89	No	PROJ: #0226.19003- ZERBRA MUSSEL CONTROL 11/01/21-0	APS
092818	System Generated Check/Voucher	FLEX CORP/BPAS	03/18/22	146.00	No	JAN 2022 PARTICIPATION FEE-FSA	APS
092887	System Generated Check/Voucher	FLEX CORP/BPAS	03/25/22	146.00	No	FEB 2022 PARTICIPATION FEE-FSA	APS
092743	System Generated Check/Voucher	FREDDIE C. JORDAN JR.	03/11/22	96.00	No	Adult Basketball Referee- 02/24/2022	APS
092680	System Generated Check/Voucher	FREDERICK DELOACH	03/04/22	72.00	No	YOUTH BBALL REFEREE 02/19/22	APS
092740	System Generated Check/Voucher	FREDERICK DELOACH	03/11/22	96.00	No	YOUTH BBALL REFEREE 02/26/22	APS
092763	System Generated Check/Voucher	FROST NATIONAL BANK	03/11/22	52.33	No	FROST CUSTODY CHARGES 02/01/22 - 02/28/22	APS
092764	System Generated Check/Voucher	GB AUTO SERVICE INC	03/11/22	61.59	No	Inspection Vehicle #107	APS
092764	System Generated Check/Voucher	GB AUTO SERVICE INC	03/11/22	7.00	No	State Safety Inspection- New Security Truck	APS
092819	System Generated Check/Voucher	GOMEZ FLOOR COVERING, INC.	03/18/22	1,040.00	No	Repair Vinyl Flooring in BCCC	APS
092704	System Generated Check/Voucher	GOPHER SPORT	03/04/22	727.44	No	(10) Eco Fit Mats for the Weight Room- BCCC	APS
092770	System Generated Check/Voucher	GRACE NOBLES	03/11/22	18.14	No	Mileage Reimbursement Feb 2022	APS
092705	System Generated Check/Voucher	GRAVITY SYSTEMS INC.	03/04/22	7,000.00	No	50 HOURS @ PREPAID RATE	APS
092765	System Generated Check/Voucher	GRAVITY SYSTEMS INC.	03/11/22	1,707.00	No	Managed Network & Server	APS
092810	System Generated Check/Voucher	GREATER AUSTIN BADMINTON	03/18/22	1,073.98	No	Youth Badminton Classes 01/09-03/06/22	APS
092766	System Generated Check/Voucher	HALFF ASSOCIATES INC.	03/11/22	1,082.50	No	P#038713.001 - HIGHLAND HORIZON TRAIL 12/20/21-02/13	APS
092872	System Generated Check/Voucher	HARIGOVIND RAMASAMY	03/18/22	13.75	No	Utility Refund	APS
092866	System Generated Check/Voucher	HIMANSHU MADHANI	03/18/22	7.59	No	Utility Refund	APS
092708	System Generated Check/Voucher	HORIZON DISTRIBUTORS INC.	03/04/22	443.06	No	General Irrigation Repairs	APS
092708	System Generated Check/Voucher	HORIZON DISTRIBUTORS INC.	03/04/22	695.17	No	Little Village Replacement Lights	APS
092821	System Generated Check/Voucher	IVR TECHNOLOGY GROUP, INC.	03/18/22	123.51	No	Monthly System Phone Hosting- Feb 2022	APS
092752	System Generated Check/Voucher	JADON SWEARINGEN	03/11/22	56.00	No	Youth Bball Score Keeper- 02/19/2022	APS
092709	System Generated Check/Voucher	JANITORS WAREHOUSE	03/04/22	63.46	No	(4 Gal) Disinfectant Cleaner Concentrate	APS
092709	System Generated Check/Voucher	JANITORS WAREHOUSE	03/04/22	107.48	No	Natural Roll Towels	APS
092709	System Generated Check/Voucher	JANITORS WAREHOUSE	03/04/22	26.87	No	ROLL TOWEL- RESTROOMS	APS
092822	System Generated Check/Voucher	JANITORS WAREHOUSE	03/18/22	1,191.13	No	Cleaning Supplies	APS
092856	System Generated Check/Voucher	JASON SPRINGFIELD	03/18/22	190.00	No	Adult BBall Coordinator-02/10, 2/17, 2/24, 3/3, 3/10/2022	APS
092856	System Generated Check/Voucher	JASON SPRINGFIELD	03/18/22	72.00	No	Adult BBall Referee- 03.10.2022	APS
092861	System Generated Check/Voucher	JOANNE DIECKMAN	03/18/22	20.13	No	Utility Refund	APS
092864	System Generated Check/Voucher	JOHN KING CONSTRUCTION	03/18/22	70.54	No	Utility Refund	APS
092900	System Generated Check/Voucher	JOHNNY S GUERRA	03/25/22	990.00	No	Feb 2022 Community Center & Safety Patrol	APS
092904	System Generated Check/Voucher	JONATHAN HUDASH	03/25/22	825.00	No	Feb 2022 Safety Patrol	APS
092903	System Generated Check/Voucher	JONATHON HODGKISS	03/25/22	200.00	No	Board Meeting Security- 02/24/2022	APS

Check Number	Document Description	Vendor Name	Effective Date	Check Amount	Spoiled	Transaction Description	Source
092903	System Generated Check/Voucher	JONATHON HODGKISS	03/25/22	577.50	No	Feb 2022 Community Center & Traffic Patrol	APS
092788	System Generated Check/Voucher	JOY KERLIN	03/11/22	42.32	No	Utility Refund	APS
092731	System Generated Check/Voucher	JPMORGAN CHASE BANK, N.A.	03/04/22	14,597.93	No	Credit Card Purchases Feb 2022	APS
092773	System Generated Check/Voucher	JUDY OSBORN	03/11/22	8,150.00	No	EMPLOYMENT LAW- PROFFESSIONAL SERIVCES - FEB 2022	APS
092734	System Generated Check/Voucher	JUSTIN WIRTH	03/04/22	369.15	No	LGIT Academy Per Diem- 03/06-03/11/22	APS
092734	System Generated Check/Voucher	JUSTIN WIRTH	03/04/22	325.00	No	LGIT Academy Registration Fee Reimbursement	APS
092689	System Generated Check/Voucher	KAREN CONNESS	03/04/22	54.62	No	UTILITY REFUND	APS
092686	System Generated Check/Voucher	KENT M ROBERSON	03/04/22	144.00	No	YOUTH BBALL REFEREE 02/19/22	APS
092750	System Generated Check/Voucher	KENT M ROBERSON	03/11/22	168.00	No	YOUTH BBALL REFEREE 02/26/22	APS
092707	System Generated Check/Voucher	KINDERDANCE	03/04/22	540.00	No	Kinderdance Classes 01/04-01/25/22	APS
092820	System Generated Check/Voucher	KINDERDANCE	03/18/22	612.00	No	Kinderdance Classes 02/1-02/26/22	APS
092795	System Generated Check/Voucher	KUNAL TECKCHANDANI	03/11/22	36.53	No	Utility Refund	APS
092688	System Generated Check/Voucher	KWAME THOMAS	03/04/22	98.00	No	YOUTH BBALL REFEREE 02/19/22	APS
092753	System Generated Check/Voucher	KWAME THOMAS	03/11/22	120.00	No	YOUTH BBALL REFEREE 02/26/22	APS
092865	System Generated Check/Voucher	KWANG-MING KWEE	03/18/22	17.29	No	Utility Refund	APS
092678	System Generated Check/Voucher	LANCE ANTHONY	03/04/22	144.00	No	YOUTH BBALL REFEREE 02/19/22	APS
092737	System Generated Check/Voucher	LANCE ANTHONY	03/11/22	168.00	No	YOUTH BBALL REFEREE 02/26/22	APS
092823	System Generated Check/Voucher	LARRY LERMA	03/18/22	66.87	No	Weight Room Organization Needs- Home Depot Reimburse	APS
092779	System Generated Check/Voucher	LAUREN WORSLEY	03/11/22	32.76	No	Mileage Reimbursement Feb 2022	APS
092799	System Generated Check/Voucher	LESLIE'S SWIMMING POOL SUPI	03/11/22	(236.56)	No	2015 CM Payment from Chk #068404	APS
092799	System Generated Check/Voucher	LESLIE'S SWIMMING POOL SUPI	03/11/22	2,669.99	No	Replacement Creekside Diving Board	APS
092684	System Generated Check/Voucher	LILY MARIE MOSS	03/04/22	72.00	No	YOUTH BBALL SCORE KEEPER 02/19/22	APS
092747	System Generated Check/Voucher	LILY MARIE MOSS	03/11/22	64.00	No	Youth BBall Score Keeper 02/26/22	APS
092833	System Generated Check/Voucher	LINA OMEIS	03/18/22	460.51	No	Lebanese Cooking Classes Feb 2022	APS
092790	System Generated Check/Voucher	LINDSAY MIKULLENCAK	03/11/22	27.14	No	Utility Refund	APS
092824	System Generated Check/Voucher	LIQUIDITY SERVICES OPERATIOI	03/18/22	15.00	No	Auction Fees Feb 22- Sale of Surplus Items	APS
092825	System Generated Check/Voucher	MACAULAY CONTROLS COMPA	03/18/22	1,412.36	No	Replacement Parts for Cl2 Feed Pumps BCWTP	APS
092888	System Generated Check/Voucher	MACAULAY CONTROLS COMPA	03/25/22	4,700.00	No	Replacement Bleach Pump for WTP- M3 FlexPro Metering F	APS
092899	System Generated Check/Voucher	MARCO A GOMEZ	03/25/22	550.00	No	Feb 2022 Community Center & Safety Patrol	APS
092789	System Generated Check/Voucher	MARGARET LEE	03/11/22	58.39	No	Utility Refund	APS
092783	System Generated Check/Voucher	MARIA BUDESA	03/11/22	79.30	No	Utility Refund	APS
092874	System Generated Check/Voucher	MATTHEW SEVER	03/18/22	79.59	No	Utility Refund	APS
092768	System Generated Check/Voucher	MCCALL GIBSON SWEDLUND B/	03/11/22	12,750.00	No	FY 2021 Audit Balance Due	APS
092889	System Generated Check/Voucher	McLEAN & HOWARD, L.L.P.	03/25/22	15,380.00	No	FEB. 2022 ATTORNEY FEES-GENERAL/SPECIAL PRJCTS/FILIN	APS
092890	System Generated Check/Voucher	MCLIFF COFFEE + VENDING	03/25/22	3,897.64	No	Coffee Supplies	APS
092827	System Generated Check/Voucher	MEAN GREEN CARPET CLEANIN	03/18/22	1,350.00	No	DEEP CLEAN POOLS & PARKS RESTROOMS	APS
092741	System Generated Check/Voucher	MICHAEL ASHAD DORSEY	03/11/22	96.00	No	Adult Basketball Referee- 02/24/2022	APS
092806	System Generated Check/Voucher	MICROIX, INC.	03/16/22	7,465.25	No	Addition of iFace timeclocks and Micriox requisition modul	APS
092806	System Generated Check/Voucher	MICROIX, INC.	03/16/22	3,150.00	No	Workflow Requistion Module & Time Clock Setup Training	APS
092828	System Generated Check/Voucher	MORSCO SUPPLY, LLC	03/18/22	8.29	No	Toliet Repair BCC Park Restrooms	APS
092712	System Generated Check/Voucher	MOTOR MAN	03/04/22	300.00	No	Replace fuel pump/fuse kit, oil change vehicle #1102	APS

Check Number	Document Description	Vendor Name	Effective Date	Check Amount	Spoiled	Transaction Description	Source
092769	System Generated Check/Voucher	MRB GROUP ENGINEERING, AR	03/11/22	1,630.00	No	P#0226.16000.000- GENERAL ENG SERVICES 01/16-02/12/2	APS
092769	System Generated Check/Voucher	MRB GROUP ENGINEERING, AR	03/11/22	4,172.80	No	P#0226.19003.000- ZEBRA MUSSEL CONTROL - 01/16-02/1	APS
092769	System Generated Check/Voucher	MRB GROUP ENGINEERING, AR	03/11/22	95.00	No	P#0226.21001.000- WATER OAKS DEV REVIEW 01/16-02/1	APS
092769	System Generated Check/Voucher	MRB GROUP ENGINEERING, AR	03/11/22	2,285.00	No	P#0226.21005.000- GO BRIDGE CONS OBS 01/16-02/12/22	APS
092769	System Generated Check/Voucher	MRB GROUP ENGINEERING, AR	03/11/22	3,437.50	No	P#0226.21007.000- WATER SYSTEM MODELING- 01/16-02/	APS
092769	System Generated Check/Voucher	MRB GROUP ENGINEERING, AR	03/11/22	5,400.00	No	P#0226.22001.000- TRAIL GRANT APP- 12/19/22-01/15/22	APS
092829	System Generated Check/Voucher	MRB GROUP ENGINEERING, AR	03/18/22	3,422.50	No	P#0226.20005.000:COMMUNITY PARK TURNAROUND - 1/1	APS
092829	System Generated Check/Voucher	MRB GROUP ENGINEERING, AR	03/18/22	2,520.00	No	P#0226.21006.000- DEV OF LINE CROSS STRDS- 01/16-02/1	APS
092830	System Generated Check/Voucher	MUTUAL OF OMAHA	03/18/22	2,217.36	No	LIFE & DISABILITY INSURANCE- MARCH 2022	APS
092710	System Generated Check/Voucher	NANCY LEAH RUSHEFSKY	03/04/22	4,000.00	No	Kid Fit Tennis Winter Classes 01/10-02/14/22	APS
092901	System Generated Check/Voucher	NATHAN HENDERSON	03/25/22	275.00	No	Feb 2022 Safety Patrol	APS
092831	System Generated Check/Voucher	NETRONIX INTEGRATION, INC.	03/18/22	89.85	No	1ST QTR ALARM MONITORING FEE - 17501 GREAT OAKS	APS
092831	System Generated Check/Voucher	NETRONIX INTEGRATION, INC.	03/18/22	89.85	No	1ST QTR ALARM MONITORING WATER TREATMENT	APS
092713	System Generated Check/Voucher	NEWTON NURSERIES AUSTIN	03/04/22	138.60	No	Flowers by Cat Hallow Main Sign	APS
092857	System Generated Check/Voucher	NIKITA VOELKER	03/18/22	120.00	No	YOUTH BBALL REFEREE 02/26/22	APS
092792	System Generated Check/Voucher	OFFERPAD LLC	03/11/22	17.99	No	Utility Refund	APS
092715	System Generated Check/Voucher	OIL CHANGERS	03/04/22	18.50	No	Annual Inspection Vehicle #1601	APS
092677	System Generated Check/Voucher	OLIVIA ALEXANDER	03/04/22	66.00	No	YOUTH BBALL SCORE KEEPER 02/19/22	APS
092794	System Generated Check/Voucher	OPEN DOOR LABS INC	03/11/22	71.51	No	Utility Refund	APS
092794	System Generated Check/Voucher	OPEN DOOR LABS INC	03/11/22	70.16	No	Utility Refund	APS
092794	System Generated Check/Voucher	OPEN DOOR LABS INC	03/11/22	42.94	No	Utility Refund	APS
092794	System Generated Check/Voucher	OPEN DOOR LABS INC	03/11/22	63.92	No	Utility Refund	APS
092794	System Generated Check/Voucher	OPEN DOOR LABS INC	03/11/22	63.92	No	Utility Refund	APS
092794	System Generated Check/Voucher	OPEN DOOR LABS INC	03/11/22	64.84	No	Utility Refund	APS
092793	System Generated Check/Voucher	OPENDOOR LABS INC	03/11/22	95.57	No	Utility Refund	APS
092870	System Generated Check/Voucher	OPENDOOR LABS, INC	03/18/22	54.80	No	Utility Refund	APS
092772	System Generated Check/Voucher	ORIENTAL TRADING COMPANY,	03/11/22	1,334.41	No	Park Play days & Egg Hunt Supplies	APS
092891	System Generated Check/Voucher	ORIENTAL TRADING COMPANY,	03/25/22	23.91	No	Father/Son Event Supplies	APS
092754	System Generated Check/Voucher	OSCAR TORRES	03/11/22	96.00	No	Adult Basketball Referee- 02/24/2022	APS
092716	System Generated Check/Voucher	P & B PRINT	03/04/22	160.00	No	Hiring Event Banners	APS
092716	System Generated Check/Voucher	P & B PRINT	03/04/22	2,520.00	No	Parking Lot Banners- BCCC	APS
092835	System Generated Check/Voucher	P & B PRINT	03/18/22	48.00	No	Business Cards for Glenda Bills- HR Manager	APS
092834	System Generated Check/Voucher	PAUL ORTEGA	03/18/22	69.97	No	Boot Reimbursement	APS
092732	System Generated Check/Voucher	PEDERNALES ELECTRIC	03/04/22	16,749.03	No	ELECTRICAL USAGE	APS
092739	System Generated Check/Voucher	PETER D CARR	03/11/22	50.00	No	Adult Volleyball Referee- 02/23/2022	APS
092854	System Generated Check/Voucher	PETER D CARR	03/18/22	10.00	No	ADULT VOLLEYBALL COORDINATOR 3/2/2022	APS
092854	System Generated Check/Voucher	PETER D CARR	03/18/22	15.00	No	Adult Volleyball Coordinator- 03.09.2022	APS
092854	System Generated Check/Voucher	PETER D CARR	03/18/22	40.00	No	ADULT VOLLEYBALL REFEREE 03/2/2022	APS
092854	System Generated Check/Voucher	PETER D CARR	03/18/22	60.00	No	Adult Volleyball Referee- 03.09.2022	APS
092882	System Generated Check/Voucher	PETER D CARR	03/25/22	15.00	No	Adult Volleyball Coordinator- 02.14.2022	APS
092882	System Generated Check/Voucher	PETER D CARR	03/25/22	10.00	No	Adult Volleyball Coordinator- 02.21.2022	APS

Check Number	Document Description	Vendor Name	Effective Date	Check Amount	Spoiled	Transaction Description	Source
092882	System Generated Check/Voucher	PETER D CARR	03/25/22	60.00	No	Adult Volleyball Referee- 02.14.2022	APS
092882	System Generated Check/Voucher	PETER D CARR	03/25/22	40.00	No	Adult Volleyball Referee- 02.21.2022	APS
092883	System Generated Check/Voucher	PHIL HENDERSON	03/25/22	150.00	No	Youth Volleyball Coordinator- 02.19 & 02.26.2022	APS
092676	System Generated Check/Voucher	PHILLIP SALAZAR	03/01/22	50.00	No	YOUTH VOLLEYBALL COORDINATOR- 10.09.2021	APS
092676	System Generated Check/Voucher	PHILLIP SALAZAR	03/01/22	50.00	No	YOUTH VOLLEYBALL COORDINATOR- 11.20.2021	APS
092836	System Generated Check/Voucher	POOLSURE	03/18/22	3,235.05	No	MONTHLY CHEMICAL MANAGEMENT	APS
092837	System Generated Check/Voucher	PRINCIPAL LIFE COMPANY	03/18/22	32.72	No	Feb 2022 Dental Insurance Adjustment	APS
092717	System Generated Check/Voucher	PUMP SOLUTIONS, INC	03/04/22	330.00	No	Highland Horizon Liftstation Repair	APS
092774	System Generated Check/Voucher	PURCHASE POWER	03/11/22	500.00	No	Stamp Machine Refill- Admin Copy Room 02/24/22	APS
092838	System Generated Check/Voucher	QSCEND TECHNOLOGIES, INC	03/18/22	2,100.00	No	WEBSITE-DATABASE HSTNG/DDOS PROTECTION MTHLY 4/:	APS
092839	System Generated Check/Voucher	QUEST DIAGNOSTICS CLINICAL I	03/18/22	260.00	No	PRE-EMPLOYMENT DRUG TESTING	APS
092706	System Generated Check/Voucher	RACHEL HAGAN	03/04/22	125.00	No	Boot Reimbursement	APS
092868	System Generated Check/Voucher	RAJANI NAINI	03/18/22	83.92	No	Utility Refund	APS
092742	System Generated Check/Voucher	RAMIRO JESSE GONZALEZ	03/11/22	68.00	No	Youth BBall Score Keeper 02/26/22	APS
092853	System Generated Check/Voucher	RICHARD ANDIS	03/18/22	96.00	No	Adult Basketball Referee- 03.03.2022	APS
092853	System Generated Check/Voucher	RICHARD ANDIS	03/18/22	72.00	No	Adult BBall Referee- 03.10.2022	APS
092683	System Generated Check/Voucher	RICHARD MCELROY	03/04/22	96.00	No	YOUTH BBALL REFEREE 02/19/22	APS
092746	System Generated Check/Voucher	RICHARD MCELROY	03/11/22	120.00	No	YOUTH BBALL REFEREE 02/26/22	APS
092897	System Generated Check/Voucher	RICKEY COLLEY	03/25/22	605.00	No	Feb 2022 Bike Patrol	APS
092714	System Generated Check/Voucher	ROBERT HALF MANAGEMENT R	03/04/22	1,465.20	No	S.WERNER-ACCT. ASST. SRV: WK ENDING 02/11/22	APS
092714	System Generated Check/Voucher	ROBERT HALF MANAGEMENT R	03/04/22	1,465.20	No	S.WERNER-ACCT. ASST. SRV: WK ENDING 02/18/22	APS
092771	System Generated Check/Voucher	ROBERT HALF MANAGEMENT R	03/11/22	1,465.20	No	S.WERNER-ACCT. ASST. SRV: WK ENDING 02/25/22	APS
092832	System Generated Check/Voucher	ROBERT HALF MANAGEMENT R	03/18/22	1,465.20	No	S.WERNER-ACCT. ASST. SRV: WK ENDING 03/07/22	APS
092826	System Generated Check/Voucher	ROBERT MARCHBANKS	03/18/22	6,857.50	No	Interim CFO Task Order 1-3 Service Week- 01/31-02/25/22	APS
092862	System Generated Check/Voucher	ROBERT/CAROLYN BERRY	03/18/22	21.90	No	Utility Refund	APS
092840	System Generated Check/Voucher	ROCK ENGINEERING & TESTING	03/18/22	1,462.50	No	Zebra Mussel Control Project #321281 02/07-02/11/22	APS
092719	System Generated Check/Voucher	RON PERRIN WATER TECHNOLC	03/04/22	1,602.00	No	Annual Water Tower & Clearwell Tank Inspection	APS
092775	System Generated Check/Voucher	ROUND ROCK FENCING CLUB	03/11/22	7,097.80	No	Fencing Classes 01/25-03/03/22	APS
092841	System Generated Check/Voucher	ROUND ROCK ISD	03/18/22	1,004.08	No	After School Program& Vacation Day Camp Transport Jan 2	APS
092869	System Generated Check/Voucher	RUSLAN NURULLAEV	03/18/22	26.07	No	Utility Refund	APS
092859	System Generated Check/Voucher	RUSSELL A. WIGHT	03/18/22	96.00	No	Adult Basketball Referee- 03.03.2022	APS
092776	System Generated Check/Voucher	SAFESITE, INC	03/11/22	449.50	No	District Document Storage Service- Off-Site March 22	APS
092745	System Generated Check/Voucher	SCOTT H KINNEY	03/11/22	96.00	No	Adult Basketball Referee- 02/24/2022	APS
092855	System Generated Check/Voucher	SCOTT H KINNEY	03/18/22	96.00	No	Adult Basketball Referee- 03.03.2022	APS
092855	System Generated Check/Voucher	SCOTT H KINNEY	03/18/22	72.00	No	Adult BBall Referee- 03.10.2022	APS
092842	System Generated Check/Voucher	SEC PLANNING LLC	03/18/22	330.00	No	Prj#180162.03 Community Garden Renovation P 1 02/01-0:	APS
092906	System Generated Check/Voucher	SILVANA E. STOKE	03/25/22	200.00	No	Board Meeting Security- 02/10/2022	APS
092906	System Generated Check/Voucher	SILVANA E. STOKE	03/25/22	495.00	No	Feb 2022 Community Center & Safety Patrol	APS
092878	System Generated Check/Voucher	SOCK HOP INFLATABLES	03/25/22	1,168.00	No	MUD Run Inflatables- 04.02.2022	APS
092725	System Generated Check/Voucher	STAPLES CONTRACT & COMME	03/04/22	170.54	No	(2) Toner - Aquatics	APS
092725	System Generated Check/Voucher	STAPLES CONTRACT & COMME	03/04/22	41.32	No	2022 Wall Calendars - HR Dept	APS

Check Number	Document Description	Vendor Name	Effective Date	Check Amount	Spoiled	Transaction Description	Source
092725	System Generated Check/Voucher	STAPLES CONTRACT & COMME	03/04/22	14.38	No	3-Hole Punch - HR Dept	APS
092725	System Generated Check/Voucher	STAPLES CONTRACT & COMME	03/04/22	11.86	No	5x8 Writing Pads - CS	APS
092725	System Generated Check/Voucher	STAPLES CONTRACT & COMME	03/04/22	42.40	No	Brother Toner - HR Dept	APS
092725	System Generated Check/Voucher	STAPLES CONTRACT & COMME	03/04/22	12.57	No	Dish Detergent - Admin Kitchen	APS
092725	System Generated Check/Voucher	STAPLES CONTRACT & COMME	03/04/22	55.59	No	Dry Erase Board & Expo Markers - Records	APS
092725	System Generated Check/Voucher	STAPLES CONTRACT & COMME	03/04/22	32.19	No	Glue Dots - Records	APS
092725	System Generated Check/Voucher	STAPLES CONTRACT & COMME	03/04/22	5.09	No	Message Stamp - Accounting	APS
092725	System Generated Check/Voucher	STAPLES CONTRACT & COMME	03/04/22	38.86	No	Monitor Stand; Scissors; Post It - Programs	APS
092725	System Generated Check/Voucher	STAPLES CONTRACT & COMME	03/04/22	36.31	No	Pencils; & Post It sticky Notes - Admin Supply	APS
092726	System Generated Check/Voucher	STAPLES CONTRACT & COMME	03/04/22	28.44	No	(2) Scissors - CC	APS
092726	System Generated Check/Voucher	STAPLES CONTRACT & COMME	03/04/22	(22.40)	No	CREDIT - Deposit Bags - CS	APS
092726	System Generated Check/Voucher	STAPLES CONTRACT & COMME	03/04/22	22.40	No	Deposit Bags - CS	APS
092726	System Generated Check/Voucher	STAPLES CONTRACT & COMME	03/04/22	50.58	No	Doorstoppers - CC	APS
092726	System Generated Check/Voucher	STAPLES CONTRACT & COMME	03/04/22	10.85	No	Expo Cleaner; Expo Cleaner Cloth - Parks & Rec Mgr	APS
092726	System Generated Check/Voucher	STAPLES CONTRACT & COMME	03/04/22	19.80	No	Heavy Duty Packing Tape - Admin Asst	APS
092726	System Generated Check/Voucher	STAPLES CONTRACT & COMME	03/04/22	7.61	No	Packing Tape - Admin Supply	APS
092726	System Generated Check/Voucher	STAPLES CONTRACT & COMME	03/04/22	102.74	No	Pre-ink stamps/Mouse/Lgl file folders/Wall file hldr	APS
092726	System Generated Check/Voucher	STAPLES CONTRACT & COMME	03/04/22	210.99	No	Sit-Stand Desk - Parks & Rec Mgr	APS
092726	System Generated Check/Voucher	STAPLES CONTRACT & COMME	03/04/22	10.89	No	Tape - Admin Supply	APS
092726	System Generated Check/Voucher	STAPLES CONTRACT & COMME	03/04/22	52.59	No	Toner - Parks & Rec Mgr	APS
092727	System Generated Check/Voucher	STAPLES CONTRACT & COMME	03/04/22	55.18	No	(2) Toner - Programs Printer	APS
092727	System Generated Check/Voucher	STAPLES CONTRACT & COMME	03/04/22	17.96	No	(4) Eyewash Refills - CC First Aid Supply	APS
092727	System Generated Check/Voucher	STAPLES CONTRACT & COMME	03/04/22	7.37	No	Color Paper - Child Play Supplies	APS
092727	System Generated Check/Voucher	STAPLES CONTRACT & COMME	03/04/22	36.00	No	Markers;Color Paper;Construction Paper- Child Play Supplie	APS
092727	System Generated Check/Voucher	STAPLES CONTRACT & COMME	03/04/22	25.98	No	Stamp Pad - Child Play Supply	APS
092894	System Generated Check/Voucher	STAPLES CONTRACT & COMME	03/25/22	6.83	No	Cubicle Slide name plate - CS	APS
092894	System Generated Check/Voucher	STAPLES CONTRACT & COMME	03/25/22	5.19	No	Gold Foil stickers - Child Play	APS
092894	System Generated Check/Voucher	STAPLES CONTRACT & COMME	03/25/22	195.70	No	Handheld Sprayer Kit - Sports/Fitness	APS
092894	System Generated Check/Voucher	STAPLES CONTRACT & COMME	03/25/22	37.50	No	Lens Cleaning Cloths - Sports/Fitness	APS
092894	System Generated Check/Voucher	STAPLES CONTRACT & COMME	03/25/22	15.58	No	Metal Letters - Member Services	APS
092894	System Generated Check/Voucher	STAPLES CONTRACT & COMME	03/25/22	54.77	No	Monitor Stand & Mouse - Accounting	APS
092894	System Generated Check/Voucher	STAPLES CONTRACT & COMME	03/25/22	16.69	No	Posterboard; Index cards; stickies - Member Services	APS
092894	System Generated Check/Voucher	STAPLES CONTRACT & COMME	03/25/22	53.98	No	Toners - Sports/Fitness	APS
092895	System Generated Check/Voucher	STAPLES CONTRACT & COMME	03/25/22	95.46	No	(2) Record Boxes - Records	APS
092895	System Generated Check/Voucher	STAPLES CONTRACT & COMME	03/25/22	36.23	No	Binders; Toilet cleaner&brush; cotton applicators-Mmbr Sr	APS
092895	System Generated Check/Voucher	STAPLES CONTRACT & COMME	03/25/22	36.99	No	Box Markers - Records	APS
092895	System Generated Check/Voucher	STAPLES CONTRACT & COMME	03/25/22	62.57	No	Calculator;Keyboard;Notebooks;Headsets;Dusters - Accoun	APS
092895	System Generated Check/Voucher	STAPLES CONTRACT & COMME	03/25/22	46.75	No	Coffee filters - CC	APS
092895	System Generated Check/Voucher	STAPLES CONTRACT & COMME	03/25/22	72.59	No	Cork Board - CC Supervisor Office	APS
092895	System Generated Check/Voucher	STAPLES CONTRACT & COMME	03/25/22	154.23	No	Markers;Dryerase;eraser;pushpins;crayons;paper-CC & Pro	APS
092895	System Generated Check/Voucher	STAPLES CONTRACT & COMME	03/25/22	58.22	No	Post it; File pocket folders; clips - Admin	APS

Check Number	Document Description	Vendor Name	Effective Date	Check Amount	Spoiled	Transaction Description	Source
092681	System Generated Check/Voucher	STEPHANIE JUMPER-THORNBUI	03/04/22	173.00	No	YOUTH BBALL REFEREE 02/19/22	APS
092744	System Generated Check/Voucher	STEPHANIE JUMPER-THORNBUI	03/11/22	144.00	No	YOUTH BBALL REFEREE 02/26/22	APS
092784	System Generated Check/Voucher	STEVE CHOU	03/11/22	48.56	No	Utility Refund	APS
092798	System Generated Check/Voucher	T G YAMRON	03/11/22	52.54	No	Utility Refund	APS
092863	System Generated Check/Voucher	TALON HELMER	03/18/22	92.25	No	Utility Refund	APS
092721	System Generated Check/Voucher	TECHLINE PIPE, L.P.	03/04/22	2,684.83	No	Liberty Walk Liftstation Bypass	APS
092723	System Generated Check/Voucher	TEXAS DISPOSAL SYSTEMS, INC	03/04/22	292.19	No	Work order 6380363- Fishing Derby	APS
092845	System Generated Check/Voucher	TEXAS DISPOSAL SYSTEMS, INC	03/18/22	97,745.56	No	FEB 2022 DISTRICT GARBAGE PICK UP	APS
092777	System Generated Check/Voucher	TEXAS OFFICE PRODUCTS AND S	03/11/22	1,162.00	No	New Coffee Buffet Table & Bookcase- Concierge	APS
092724	System Generated Check/Voucher	TEXAS RECREATION & PARK SO	03/04/22	100.00	No	R.Hagan TRAPS Membership Renewal	APS
092893	System Generated Check/Voucher	TEXAS WINDOW CLEANING	03/25/22	315.00	No	INSIDE & OUTSIDE CLEANING OF CC WINDOWS SVC DATE C	APS
092844	System Generated Check/Voucher	TEXAS811	03/18/22	134.90	No	Feb 22- Underground Utilities Notices	APS
092722	System Generated Check/Voucher	TEX-CON OIL CO.	03/04/22	2,461.30	No	(1,000 Gal) Fill Diesel Fuel Tank	APS
092801	System Generated Check/Voucher	THOMAS GRAPHICS, INC	03/10/22	1,389.50	No	Mail out Town Hall Post Card- Postage Reimbursement	APS
092892	System Generated Check/Voucher	THOMAS GRAPHICS, INC	03/25/22	1,389.94	No	Town Hall Meeting Postcards	APS
092791	System Generated Check/Voucher	THOMAS MUTTWILL	03/11/22	42.25	No	Utility Refund	APS
092728	System Generated Check/Voucher	TIME WARNER CABLE	03/04/22	249.24	No	4300 BRUSHY CREEK RD	APS
092690	System Generated Check/Voucher	TINA LIM	03/04/22	56.88	No	Utility Refund	APS
092846	System Generated Check/Voucher	TML HEALTH BENEFITS POOL	03/18/22	40,177.60	No	HEALTH INSURANCE PREMIUMS- MARCH 2022	APS
092847	System Generated Check/Voucher	TML INTERGOVERNMENTAL RIS	03/18/22	19,937.40	No	Contract 2791 03/01/22	APS
092848	System Generated Check/Voucher	UNIFIRST HOLDINGS, INC.	03/18/22	191.92	No	FLOOR MATS& CLEANING SUPPLIES	APS
092796	System Generated Check/Voucher	VELLANKI VAMSIKRISHNA	03/11/22	36.08	No	Utility Refund	APS
092807	System Generated Check/Voucher	VERIZON COMMUNICATIONS IN	03/16/22	639.91	No	MONTHLY CHARGES FOR IP FLEX ACCESS, VOICE PLAN	APS
092729	System Generated Check/Voucher	VERIZON WIRELESS	03/04/22	905.64	No	CELL/DATA COVERAGE 01/07-02/06/22	APS
092881	System Generated Check/Voucher	VERIZON WIRELESS	03/23/22	946.68	No	CELL/DATA COVERAGE 02/06-03/06/22	APS
092851	System Generated Check/Voucher	WADE WINNETT	03/18/22	114.95	No	Boot Reimbursement	APS
092849	System Generated Check/Voucher	WAGEWORKS	03/18/22	100.00	No	FEB 2022-COBRA ADMINISTRATION FEE	APS
092733	System Generated Check/Voucher	WEX BANK	03/04/22	3,844.77	No	Feb 2022 Fuel	APS
092871	System Generated Check/Voucher	WILLIAM PORTER	03/18/22	13.01	No	Utility Refund	APS
092850	System Generated Check/Voucher	WILLIAMSON CENTRAL APPRAIS	03/18/22	14,384.00	No	2ND QTRLY TAX COLLECTION FEES	APS
092850	System Generated Check/Voucher	WILLIAMSON CENTRAL APPRAIS	03/18/22	1,100.75	No	2ND QTRLY TAX COLLECTION FEES - BCMUD DEFINED AREC	APS
092778	System Generated Check/Voucher	WORKER'S ASSISTANCE PROGR	03/11/22	156.00	No	Feb 2022 Employee Assistance Program	APS
092852	System Generated Check/Voucher	XEROX FINANCIAL SERVICES LLC	03/18/22	895.00	No	LEASE BASE CHARGE FOR ALL (4) COPIERS 02/28-03/29	APS
092780	System Generated Check/Voucher	YOURMEMBERSHIP.COM, INC	03/11/22	449.00	No	Job Posting: District Engineer	APS
092780	System Generated Check/Voucher	YOURMEMBERSHIP.COM, INC	03/11/22	299.00	No	Job Posting: Utility Maint Tech	APS
092780	System Generated Check/Voucher	YOURMEMBERSHIP.COM, INC	03/11/22	449.00	No	Job Posting: Utility Systems Manager	APS
092780	System Generated Check/Voucher	YOURMEMBERSHIP.COM, INC	03/11/22	299.00	No	Job Posting: Water Facility Operator	APS
092781	System Generated Check/Voucher	ZOGICS LLC	03/11/22	744.66	No	Disenfectant Gym Wips (24 Rolls)	APS
Report Total				684,921.69			

Brushy Creek Municipal Utility District

Disbursements - Purchasing Cards Activity

03/01/2022 - 03/31/2022

Post Date	Amount	Vendor Name	GL Description
03/23/22	14.95	AATRIX SOFTWARE	AATRIX SOFTWARE W-2 e-filing Correction
03/25/22	215.34	AATRIX SOFTWARE	AATRIX SOFTWARE 1095C Annual Processing
03/30/22	14.95	AATRIX SOFTWARE	AATRIX SOFTWARE 1095C EE Correction
03/07/22	29.98	ADOBE *800-833-6687	ADOBEMonthly Adobe Pro License Subscription
03/03/22	438.19	AMERICAN AIRLINES	AMERICAN AIRLINES LGIT Academy - Aquatics Supervisor
03/21/22	109.57	AMERICAN RED CROSS	AMERICAN RED CROSS First Aid Supplies
03/29/22	299.99	AMERICAN WATER COLLEGE	AMERICAN WATER COLLEGE Training S. Flowler
03/03/22	61.15	AMZN MKTP US	AMZN MKTP US Flags for Flag Poles
03/02/22	210.00	BALLOONS N* (1 OF 1 PA	BALLOONS N* (1 OF 1 PA BC's Got Talent
03/24/22	28.65	BRADY WORLDWIDE INC.	BRADY WORLDWIDE INC. Sign Replacement
03/24/22	58.46	BRADY WORLDWIDE INC.	BRADY WORLDWIDE INC. Sign Replacement
03/24/22	232.77	BRADY WORLDWIDE INC.	BRADY WORLDWIDE INC. Sign Replacement
03/28/22	179.44	BUSHS CHICKEN - ROUND	BUSHS CHICKEN - ROUND March PNO Dinner
03/03/22	683.01	CATSONE.COM	CATSONE.COM Application Transaction System
03/04/22	(683.01)	CATSONE.COM	CATSONE.COM Credit for erroroneous charge
03/28/22	81.50	CHICK-FIL-A #0676	CHICK-FIL-A #0676 Board Meeting Meal 3-24-22
03/07/22	754.90	CLARION HOTELS	CLARION HOTELS Lodging for LGIT training - Aquatics Supervisor
03/07/22	97.39	CLARION HOTELS	CLARION HOTELS Lodging for LGIT training - Aquatics Supervisor
03/04/22	39.60	CRADLEPOINT	CRADLEPOINT Domain Registration
03/11/22	17.50	DOLLAR TREE	DOLLAR TREE BCMETS bingo & crafts supplies
03/18/22	62.50	DOLLAR TREE	DOLLAR TREE bcmets bingo & crafts
03/23/22	16.25	DOLLAR TREE	DOLLAR TREE BCmets bingo & crafts
03/23/22	10.00	DOLLAR TREE	DOLLAR TREE seeds for participants
03/23/22	17.25	DOLLAR TREE	DOLLAR TREE Town hall meeting
03/24/22	40.00	DOLLAR TREE	DOLLAR TREE Garden day activity
03/30/22	31.25	DOLLAR TREE	DOLLAR TREE BCMETS Craft Bingo Snack
03/02/22	37.50	DOLLARTREE	DOLLARTREE Bingo Prizes
03/16/22	13.75	DOLLARTREE	DOLLARTREE bc mets bingo & crafts
03/18/22	225.00	EIG	EIG Constant Contact - membership emails
03/16/22	32.49	GANNETT NEWSPRPR CN	GANNETT NEWSPRPR CN Austin American Statemen Subscription

Post Date	Amount	Vendor Name	GL Description
03/15/22	144.00	GRAMMARLY COCQVOQTB	GRAMMARLY for Board packet prep
03/09/22	31.46	GREEN N GROWING	GREEN N GROWING March Garden Club
03/01/22	6.26	H-E-B #373	H-E-B #373 Doggy Play Day game supplies
03/01/22	34.98	H-E-B #373	H-E-B #373 Afterschool snacks
03/09/22	55.58	H-E-B #373	H-E-B #373 After School Cooking Craft
03/14/22	32.18	H-E-B #373	H-E-B #373 Doggy $k Race Snacks
03/14/22	151.68	H-E-B #373	H-E-B #373 Spring Campout dumpcake supplies
03/21/22	64.91	H-E-B #373	H-E-B #373 Color Run Snacks
03/24/22	15.33	H-E-B #373	H-E-B #373 After School Cooking Craft
03/24/22	11.94	H-E-B #373	H-E-B #373 March PNO Dessert
03/24/22	39.38	H-E-B #373	H-E-B #373 Green thumbs up march
03/25/22	49.45	H-E-B #373	H-E-B #373 Garden Club
03/28/22	6.16	H-E-B #373	H-E-B #373 Purchase sodas for Board
03/29/22	185.87	H-E-B #373	H-E-B #373 annual color change
03/17/22	95.00	IN *ATS ENGINEERS INS	IN *ATS ENGINEERS INS 525 Carina Dr
03/28/22	312.00	ISSUU	ISSUU Online Catalog
03/11/22	135.18	JASON'S DELI RRK 040	JASON'S DELI RRK 040 Board Meeting Meal 3-10-22
03/09/22	65.24	LOWES #00590	LOWES Cat Hollow Lift Station Pump Filter Repair
03/16/22	14.98	LOWES #00590	LOWES 8201 Racine & Monona sewer clean out
03/30/22	38.94	LOWES #00590	LOWES #00590 seasonal color
03/07/22	582.00	LOWES #00778	LOWES #00778 replacement pond pumps
03/07/22	55.82	LOWES #00778	LOWES #00778 Parks Walk Through
03/08/22	11.10	LOWES #00778	LOWES #00778 ; seeds for garden day
03/08/22	96.94	LOWES #00778	LOWES #00778 tools for garden;
03/08/22	76.87	LOWES #00778	LOWES #00778 Maintenance Supplies
03/11/22	60.00	LOWES #00778	LOWES #00778 seasonal color change
03/17/22	187.82	LOWES #00778	LOWES #00778 Plants for entrance
03/21/22	117.25	LOWES #00778	LOWES Sendero and North Park / Walk thru items
03/22/22	176.00	LOWES #00778	LOWES #00778 seasonal color
03/22/22	230.40	LOWES #00778	LOWES #00778 plants cc entrance
03/24/22	56.00	LOWES #00778	LOWES #00778 seasonal color
03/24/22	49.58	LOWES #00778	LOWES #00778 Repair Leaking Lab Sink
03/25/22	111.84	LOWES #00778	LOWES #00778 Maintenance Supplies
03/29/22	183.68	LOWES #00778	LOWES #00778 seasonal color
03/31/22	288.72	LOWES #00778	LOWES #00778 Parks Walk Through
03/02/22	3.00	MARDEL #29	MARDEL #29 laminating posters for chalk art area

Post Date	Amount	Vendor Name	GL Description
03/04/22	105.00	NRPA OPERATING	NRPA OPERATING CPRP- CEU's
03/28/22	189.99	OTC BRANDS INC	OTC BRANDS INC More candy for Egg Hunt Goodie Bags
03/07/22	8.36	POST OFFICE AT RIGHTSP	POST OFFICE Cert Mail SWMOR Report
03/23/22	14.76	POST OFFICE AT RIGHTSP	POST OFFICE Aqua and TCEQ Notification
03/03/22	364.27	PRICELN*VACATION PKG	PLN*PRICELINE LGIT Academy - Charge Cancelled
03/03/22	(364.27)	PLN*PRICELINE VACATION	PLN*PRICELINE LGIT Academy - Charge Cancelled
03/03/22	323.54	PRICELN*VACATION PKG	PRICELN*VACATION PKG Flight for LGT t
03/15/22	34.96	SAMS CLUB #6188	SAMS CLUB #6188 CCAC Meeting Meal 3-14-22 and Nuts
03/07/22	181.92	SAMSCLUB.COM	SAMSCLUB.COM Member Social- March
03/07/22	46.14	SAMSCLUB.COM	SAMSCLUB.COM Doggy Play Day Race snacks
03/07/22	82.98	SAMSCLUB.COM	SAMSCLUB.COM Splash into Spring snack supplies
03/09/22	177.28	SAMSCLUB.COM	SAMSCLUB.COM Member Social- March
03/14/22	346.74	SAMSCLUB.COM	SAMSCLUB.COM Spring Campout Meal supplies
03/21/22	282.82	SAMSCLUB.COM	SAMSCLUB.COM Coffee Supplies
03/25/22	222.92	SAMSCLUB.COM	SAMSCLUB.COM Afterschool Snacks
03/28/22	128.88	SAMSCLUB.COM	SAMSCLUB.COM Afterschool Snacks
03/17/22	143.43	SMARTSIGN	SMARTSIGN Sign Replacement
03/25/22	51.00	SQ *BRUSHY CREEK CAFE	SQ *BRUSHY CREEK CAFE BRA Lunch Meeting 3-24-22
03/18/22	549.00	SQ *PLAYLAND SKATE CEN	SQ *PLAYLAND SKATE CEN Camp Springfox Field Trip
03/04/22	435.00	SWANK MOTION PICTURES	SWANK MOTION PICTURES Spring Campout Movie Licensing
03/24/22	113.75	TCEQ EPAYMENT	TCEQ EPAYMENT Water License
03/24/22	113.75	TCEQ EPAYMENT	TCEQ EPAYMENT Water Licence
03/14/22	83.85	TEXAS AMUSE STICKER	TEXAS AMUSE STICKER Annual Inflatable Inspection
03/10/22	27.98	THE HOME DEPOT #0504	THE HOME DEPOT #0504 tool for garden
03/10/22	162.87	THE HOME DEPOT #0504	THE HOME DEPOT #0504 spring town hall garden tours
03/17/22	81.60	THE HOME DEPOT #0504	THE HOME DEPOT #0504 splash into spring planting
03/17/22	10.38	THE HOME DEPOT #0504	THE HOME DEPOT #0504 tarp for covering supplies
03/28/22	51.70	THE HOME DEPOT #0504	THE HOME DEPOT Replacement window blind
03/10/22	42.19	THE HOME DEPOT #0509	THE HOME DEPOT #0509 Repair
03/11/22	31.49	THE HOME DEPOT #0509	THE HOME DEPOT tree lighting repair / Little Village
03/17/22	139.64	THE HOME DEPOT #0509	THE HOME DEPOT Paint supplies for park playground equip
03/21/22	51.64	THE HOME DEPOT #0509	THE HOME DEPOT work out station sign repair
03/28/22	333.97	THE HOME DEPOT #0509	THE HOME DEPOT #0509 replacement
03/31/22	89.00	THE HOME DEPOT #0509	THE HOME DEPOT #0509 seasonal color
03/11/22	42.98	THE HOME DEPOT #6585	THE HOME DEPOT #6585 PWT
03/11/22	10.38	THE HOME DEPOT #6585	THE HOME DEPOT #6585 Garden Work

Post Date	Amount	Vendor Name	GL Description
03/11/22	58.92	THE HOME DEPOT #6585	THE HOME DEPOT #6585 Vandalism Repair
03/17/22	13.90	THE HOME DEPOT #6585	THE HOME DEPOT CH LS Repair Filter
03/31/22	8.04	THE HOME DEPOT #6585	THE HOME DEPOT #6585 BCMETS bingo & crafts
03/31/22	9.96	THE HOME DEPOT #6585	THE HOME DEPOT #6585 Paint and other items for PWT
03/31/22	199.00	THE HOME DEPOT #6585	THE HOME DEPOT #6585 Grinder and other for PWT
03/31/22	63.25	THE HOME DEPOT #6585	THE HOME DEPOT #6585 Repair to sink
03/28/22	6.85	TLF*DUFFYS FLOWERS AND	TLF*DUFFYS FLOWERS Tax Charged from Vendor
03/28/22	76.31	TLF*DUFFYS FLOWERS AND	TLF*DUFFYS FLOWERS Memorial Flowers for Employee
03/11/22	499.00	TRAININGCENTER/HRCERTI	TRAININGCENTER Payroll Training Maria B.
03/10/22	29.82	WAL-MART #4163	WAL-MART #4163 replace basketball nets
03/14/22	44.18	WAL-MART #4163	WAL-MART #4163 Bingo Prizes
03/18/22	27.70	WAL-MART #4163	WAL-MART #4163 Serving Utensils for all events
03/18/22	17.94	WAL-MART #4163	WAL-MART #4163 Team Thank you goodies
03/18/22	61.76	WAL-MART #4163	WAL-MART #4163 Splash into Spring supplies
03/07/22	85.98	WEB NETWORK SOLUTIONS	WEB NETWORKS SOL Domain Registration
03/03/22	144.99	WF* WAYFAIR3711188299	WF* WAYFAIR3711188299 Chair for IT Specialist
03/07/22	0.21	WILLIAMSON CO SVC FEE	WILLIAMSON CO SVC FEE Truck Registration
03/07/22	0.21	WILLIAMSON CO SVC FEE	WILLIAMSON CO SVC FEE Truck Registration
03/07/22	0.01	WILLIAMSON CO SVC FEE	WILLIAMSON CO SVC FEE Truck Registration
03/07/22	0.42	WILLIAMSON CO SVC FEE	WILLIAMSON CO SVC FEE Truck Registration
03/07/22	0.21	WILLIAMSON CO SVC FEE	WILLIAMSON CO SVC FEE Truck Registration
03/29/22	0.18	WILLIAMSON CO SVC FEE	WILLIAMSON CO SVC FEE Truck Registration 1501
03/07/22	8.25	WILLIAMSON COUNTY VEH	WILCO Truck Regist 102 106 107 1302 1502 1601
03/07/22	8.25	WILLIAMSON COUNTY VEH	WILLIAMSON COUNTY VEH Truck Registration
03/07/22	8.25	WILLIAMSON COUNTY VEH	WILLIAMSON COUNTY VEH Truck Registration
03/07/22	16.50	WILLIAMSON COUNTY VEH	WILLIAMSON COUNTY VEH Truck Registration
03/07/22	8.25	WILLIAMSON COUNTY VEH	WILLIAMSON COUNTY VEH Truck Registration
03/29/22	8.25	WILLIAMSON COUNTY VEH	WILLIAMSON COUNTY VEH Truck Registration 1501
03/30/22	27.78	WM SUPERCENTER #4163	WM SUPERCENTER #4163 BCMETS bingo & crafts
03/28/22	12.75	YOUR NEIGHBORHOOD CAR	YOUR NEIGHBORHOOD CAR Clean and presentable vehicle

Brushy Creek Municipal Utility District

Disbursements - Credit Card Refunds

03/01/2022 - 03/31/2022

Refund Date	Receipt #	Module	ModuleLink	Description	Amount	Via
03/03/22	384753	FR	PAV_PRPK_PRPAV	Pepper Rock Pav on 02/19/2022 at 3:30pm to 6:30pm at Pep	100.00	Visa
03/03/22	384756	FR	PAV_PRPK_PRPAV	Pepper Rock Pav on 02/19/2022 at 1:00pm to 3:00pm at Pep	100.00	Visa
03/03/22	384759	FR	PAV_BCCC_GARPV	Garden Pavilion on 02/19/2022 at 12:00pm to 4:00pm at Brus	100.00	Visa
03/03/22	384761	FR	ROOMS_BCCC_OAK	Oak Room on 02/19/2022 at 3:30pm to 6:30pm at Brushy Cre	200.00	AMEX
03/03/22	384765	FR	PAV_BCCC_GARPV	Garden Pavilion on 02/20/2022 at 11:30am to 4:30pm at Brus	100.00	Discover
03/03/22	384767	FR	PAV_PRPK_PRPAV	Pepper Rock Pav on 02/20/2022 at 12:00pm to 3:00pm at Pep	100.00	AMEX
03/03/22	384768	FR	ROOMS_BCCC_ELM	Elm Room on 02/20/2022 at 4:00pm to 6:00pm at Brushy Cre	200.00	Mastercard
03/03/22	384770	FR	PAV_CHPK_CHPV2	CH FIELD Pav on 11/13/2022 at 10:00am to 10:00pm at Cat Ho	150.00	Mastercard
03/03/22	384771	FR	ROOMS_BCCC_ELM	Elm Room on 02/19/2022 at 6:00pm to 10:00pm at Brushy Cr	200.00	Visa
03/03/22	384773	FR	PAV_BCCC_GARPV	Garden Pavilion on 06/04/2022 at 8:00pm to 11:59pm at Brus	195.00	Visa
03/03/22	384780	AR	120401_04	Camp Foxtail: WK 4 - JUNE 20-24 (120401-04)	110.00	Visa
03/03/22	384784	AR	221005_02	Tennis TH 3/3 Beginner (221005-02)	167.00	Visa
03/03/22	384817	AR	121356_01	Spring Youth Soccer Refunds (121356-01)	80.00	Visa
03/03/22	384827	PM	DMRQTFM2	Dist Res Qt FM2 (6221)	5.00	Visa
03/03/22	384827	PM	DMRQTFAM	Dist Res Qt Fam (6220)	80.31	Visa
03/03/22	384833	PM	BCNQTFAM	BC NR Qt Family (38463)	45.23	Visa
03/11/22	389243	FR	ROOMS_BCCC_OAK	Oak Room on 02/26/2022 at 12:30pm to 3:30pm at Brushy Cr	200.00	Mastercard
03/11/22	389247	FR	PAV_CHPK_CHPV2	CH FIELD Pav on 02/26/2022 at 2:00pm to 5:00pm at Cat Holl	100.00	Mastercard
03/11/22	389251	FR	PAV_PRPK_PRPAV	Pepper Rock Pav on 02/27/2022 at 9:30am to 12:30pm at Pep	100.00	Visa
03/11/22	389252	FR	ROOMS_BCCC_OAK	Oak Room on 02/26/2022 at 6:00pm to 10:00pm at Brushy Cr	200.00	Visa
03/11/22	389253	FR	PAV_PRPK_PRPAV	Pepper Rock Pav on 02/27/2022 at 1:00pm to 5:00pm at Pep	100.00	Visa
03/11/22	389254	FR	ROOMS_BCCC_MAPLE	Maple Room on 08/10/2021 at 7:00pm to 9:00pm at Brushy (	200.00	AMEX
03/11/22	389433	FR	PAV_BCCC_GARPV	Garden Pavillion on 04/09/2022 at 12:00pm to 9:00pm at Bru	175.00	Visa
03/11/22	389433	FR	PAV_BCCC_GARPV	Garden Pavillion on 04/09/2022 at 12:00pm to 9:00pm at Bru	100.00	Visa
03/11/22	389433	FR	PAV_BCCC_GARPV	Garden Pavillion on 04/09/2022 at 12:00pm to 9:00pm at Bru	237.50	Visa
03/11/22	389445	AR	211701_01	Little Hitters (211701-01)	50.00	Mastercard
03/11/22	389445	AR	211701_01	Little Hitters (211701-01)	50.00	Mastercard
03/11/22	389447	AR	121356_01	Spring Youth Soccer Refunds (121356-01)	75.00	Visa
03/18/22	393315	FR	PAV_PRPK_PRPAV	Pepper Rock Pav on 03/04/2022 at 4:30pm to 6:30pm at Pep	100.00	Visa
03/18/22	393316	FR	ROOMS_BCCC_ELM	Elm Room on 03/05/2022 at 9:30am to 11:30am at Brushy Cre	200.00	Visa
03/18/22	393317	FR	ROOMS_BCCC_MAPLE	Maple Room on 03/05/2022 at 9:30am to 1:30pm at Brushy (	200.00	Visa

Refund Date	Receipt #	Module	ModuleLink	Description	Amount	Via
03/18/22	393320	FR	PAV_CHPK_CHPV2	CH FIELD Pav on 03/05/2022 at 12:30pm to 2:30pm at Cat Hol	100.00	Visa
03/18/22	393324	FR	PAV_BCCC_GARPV	Garden Pavilion on 03/05/2022 at 10:00am to 3:00pm at Brus	10.00	Discover
03/18/22	393326	FR	ROOMS_BCCC_ELM	Elm Room on 03/05/2022 at 2:00pm to 6:00pm at Brushy Cre	200.00	Discover
03/18/22	393328	FR	ROOMS_BCCC_OAK	Oak Room on 03/05/2022 at 4:00pm to 10:00pm at Brushy Cr	200.00	AMEX
03/18/22	393329	FR	ROOMS_BCCC_MAPLE	Maple Room on 03/05/2022 at 6:00pm to 10:00pm at Brushy	200.00	Visa
03/18/22	393330	FR	PAV_PRPK_PRPAV	Pepper Rock Pav on 03/05/2022 at 2:00pm to 6:00pm at Pep	100.00	Visa
03/18/22	393332	FR	PAV_SSPK_SSPAV	Sendero Springs Pav on 03/05/2022 at 1:30pm to 4:30pm at S	100.00	Visa
03/18/22	393333	FR	PAV_CHPK_CHPAV	CH PLAYGRD Pav on 03/05/2022 at 1:00pm to 5:00pm at Cat	100.00	Mastercard
03/18/22	393335	FR	PAV_BCCC_GARPV	Garden Pavilion on 03/06/2022 at 12:00pm to 6:00pm at Brus	100.00	Mastercard
03/18/22	393337	FR	ROOMS_BCCC_ELM	Elm Room on 03/06/2022 at 2:30pm to 6:00pm at Brushy Cre	250.00	Visa
03/18/22	393350	FR	PAV_CHPK_CHPV2	CH FIELD Pav on 03/06/2022 at 2:00pm to 4:00pm at Cat Holl	100.00	Visa
03/18/22	393352	FR	PAV_SSPK_SSPAV	Sendero Springs Pav on 03/06/2022 at 12:00pm to 4:00pm at	100.00	Visa
03/18/22	393354	FR	PAV_PRPK_PRPAV	Pepper Rock Pav on 03/06/2022 at 11:00am to 2:30pm at Pep	100.00	Visa
03/18/22	393358	FR	PAV_CHPK_CHPAV	CH PLAYGRD Pav on 03/06/2022 at 2:30pm to 5:30pm at Cat	82.50	Visa
03/18/22	393402	FR	PAV_PRPK_PRPAV	Pepper Rock Pav on 03/06/2022 at 3:00pm to 5:00pm at Pep	100.00	Visa
03/18/22	393417	AR	271402_01	Mother Son Dance- 5:00-7:00pm (271402-01)	15.00	Visa
03/18/22	393417	AR	271402_01	Mother Son Dance- 5:00-7:00pm (271402-01)	11.00	Visa
03/18/22	393420	AR	271402_01	Mother Son Dance- 5:00-7:00pm (271402-01)	25.00	AMEX
03/18/22	393420	AR	271402_01	Mother Son Dance- 5:00-7:00pm (271402-01)	21.00	AMEX
03/18/22	393421	AR	271402_03	Mother Son Dance- Additional Son 5pm (271402-03)	4.00	Visa
03/18/22	393421	AR	271402_01	Mother Son Dance- 5:00-7:00pm (271402-01)	21.00	Visa
03/18/22	393424	AR	271402_01	Mother Son Dance- 5:00-7:00pm (271402-01)	15.00	Visa
03/18/22	393429	AR	271402_01	Mother Son Dance- 5:00-7:00pm (271402-01)	10.00	Visa
03/18/22	393433	AR	271402_01	Mother Son Dance- 5:00-7:00pm (271402-01)	15.00	Visa
03/18/22	393436	AR	271402_02	Mother Son Dance-7:30-9:30pm (271402-02)	25.00	Visa
03/18/22	393439	AR	170608_04	Fencing Spring Break (170608-04)	165.00	Visa
03/18/22	393441	AR	170608_04	Fencing Spring Break (170608-04)	165.00	AMEX
03/18/22	393441	AR	170608_04	Fencing Spring Break (170608-04)	165.00	AMEX
03/18/22	393444	AR	170608_04	Fencing Spring Break (170608-04)	150.00	Visa
03/18/22	393446	AR	170608_04	Fencing Spring Break (170608-04)	165.00	Visa
03/18/22	393449	AR	170608_04	Fencing Spring Break (170608-04)	155.00	Visa
03/18/22	393452	AR	121754_01	Spring Youth T-Ball Refunds (121754-01)	90.00	Visa
03/18/22	393459	AR	131856_01	Spring Youth Volleyball Refunds (131856-01)	95.00	Visa
03/18/22	393463	FR	POOL_HHPK_HHPOL	Highland Horz Pool on 03/12/2022 at 4:00pm to 6:00pm at H	125.00	Visa
03/18/22	393471	AR	270604_02	Fencing Class March T/TH (270604-02)	123.75	Visa
03/18/22	393473	AR	220401_06	Parents Night Out- March (220401-06)	15.00	Visa
03/18/22	393476	AR	220401_06	Parents Night Out- March (220401-06)	15.00	Visa

Refund Date	Receipt #	Module	ModuleLink	Description	Amount	Via
03/18/22	393479	AR	120404_02	Parents Night Out - May (120404-02)	15.00	Visa
03/18/22	393484	AR	120851_03	Cameron-Sp22 FF (120851-03)	90.00	Mastercard
03/18/22	393484	AR	120851_03	Cameron-Sp22 FF (120851-03)	90.00	Mastercard
03/18/22	393485	AR	120401_08	Camp Foxtail: WK 8 - JULY 18-22 (120401-08)	135.00	AMEX
03/18/22	393485	AR	120401_08	Camp Foxtail: WK 8 - JULY 18-22 (120401-08)	110.00	AMEX
03/18/22	393485	AR	120401_09	Camp Foxtail: WK 9 - JULY 25-29 (120401-09)	135.00	AMEX
03/18/22	393485	AR	120401_10	Camp Foxtail: WK 10- AUGUST 1-5 (120401-10)	110.00	AMEX
03/18/22	393485	AR	120401_10	Camp Foxtail: WK 10- AUGUST 1-5 (120401-10)	135.00	AMEX
03/18/22	393485	AR	120401_09	Camp Foxtail: WK 9 - JULY 25-29 (120401-09)	110.00	AMEX
03/18/22	393488	AR	221004_02	Tennis Monday 3/7 Advanced Beginner (221004-02)	159.00	Visa
03/18/22	393490	AR	221005_01	Tennis TH 3/3 Little Ones (221005-01)	133.00	Visa
03/18/22	393494	PM	BCNQTIND	BC NR Quart Ind (40159)	52.19	Mastercard
03/18/22	393497	AR	351201_20	Color Run 5k Family (351201-20)	35.00	Visa
03/18/22	393499	AR	221004_01	Tennis Monday 3/7 True Beginner (221004-01)	144.00	Discover
03/18/22	393501	AR	171403_03	Community Campout (171403-03)	20.00	Visa
03/18/22	393502	AR	210301_10	Kinder Dance- Ballet- MAR- S (210301-10)	50.00	Visa
03/18/22	393503	AR	121356_01	Spring Youth Soccer Refunds (121356-01)	80.00	Visa
03/18/22	393506	PM	BCNQTIND	BC NR Quart Ind (36128)	70.16	Visa
03/18/22	393508	AR	270604_02	Fencing Class March T/TH (270604-02)	165.00	Visa
03/18/22	393509	FR	PAV_SSPK_SSPAV	Sendero Springs Pav on 03/26/2022 at 12:00pm to 4:00pm at	50.00	Visa
03/18/22	393513	PM	BCRANFAM	BC Res Ann Fam (32875)	101.26	Visa
03/18/22	393514	PM	DMRANFAM	Dist Res An Fam (50610)	112.00	Visa
03/18/22	393518	AR	221005_03	Tennis TH 3/3 Advanced Beginner (221005-03)	177.00	Visa
03/18/22	393519	AR	120401_09	Camp Foxtail: WK 9 - JULY 25-29 (120401-09)	110.00	Visa
03/18/22	393521	AR	120401_08	Camp Foxtail: WK 8 - JULY 18-22 (120401-08)	110.00	Visa
03/18/22	393523	AR	270604_01	Fencing Class March M/W (270604-01)	165.00	Visa
03/24/22	396268	PM	SENIOR	Senior (49360)	5.00	Cash
03/24/22	396279	PM	TNNANFAM	Ten NR Ann Fam (50907)	15.00	Visa
03/24/22	396281	PM	BCNANFAM	BC NR Ann Fam (51276)	697.00	Visa
03/24/22	396283	PM	CHLDPLY	Child Play Fam (51286)	75.00	Visa
03/24/22	396314	AR	151402_01	BBQ Cook Off Teams (151402-01)	75.00	Mastercard
03/24/22	396314	AR	151402_05	BBQ Cook-Off Deposit (151402-05)	50.00	Mastercard
03/24/22	396316	PM	BCNQTFAM	BC NR Qt Family (37351)	159.83	Visa
03/24/22	396326	FR	PAV_PRPK_PRPAV	Pepper Rock Pav on 03/10/2022 at 3:00pm to 6:00pm at Pep	100.00	Visa
03/24/22	396328	FR	PAV_CHPK_CHPV2	CH FIELD Pav on 03/10/2022 at 6:00pm to 8:00pm at Cat Holl	100.00	Visa
03/24/22	396330	FR	PAV_PRPK_PRPAV	Pepper Rock Pav on 03/12/2022 at 11:30am to 2:30pm at Pep	100.00	Visa
03/24/22	396331	FR	PAV_CHPK_CHPV2	CH FIELD Pav on 03/12/2022 at 4:30pm to 7:00pm at Cat Holl	100.00	Visa

Refund Date	Receipt #	Module	ModuleLink	Description	Amount	Via
03/24/22	396365	FR	ROOMS_BCCC_ELM	Elm Room on 03/12/2022 at 12:00pm to 6:00pm at Brushy Cr	180.00	Visa
03/24/22	396369	FR	ROOMS_BCCC_MAPLE	Maple Room on 02/26/2022 at 2:00pm to 10:00pm at Brushy	70.00	Visa
03/24/22	396373	FR	PAV_CHPK_CHPAV	CH PLAYGRD Pav on 03/12/2022 at 11:00am to 3:00pm at Cat	100.00	AMEX
03/24/22	396378	FR	ROOMS_BCCC_MAPLE	Maple Room on 03/12/2022 at 10:00am to 1:00pm at Brushy	200.00	AMEX
03/24/22	396381	FR	ROOMS_BCCC_OAK	Oak Room on 03/12/2022 at 5:00pm to 10:00pm at Brushy Cr	322.50	Visa
03/24/22	396382	FR	PAV_PRPK_PRPAV	Pepper Rock Pav on 03/12/2022 at 3:00pm to 6:00pm at Pep	100.00	Visa
03/24/22	396383	FR	PAV_CHPK_CHPV2	CH FIELD Pav on 03/13/2022 at 2:00pm to 4:00pm at Cat Holl	100.00	Visa
03/24/22	396385	FR	PAV_PRPK_PRPAV	Pepper Rock Pav on 03/13/2022 at 3:00pm to 5:00pm at Pep	100.00	Visa
03/24/22	396386	FR	PAV_PRPK_PRPAV	Pepper Rock Pav on 03/13/2022 at 11:30am to 2:00pm at Pep	100.00	Visa
03/24/22	396387	FR	PAV_BCCC_ARBOR	Garden Arbor on 03/13/2022 at 12:00pm to 2:00pm at Brushy	100.00	Discover
03/24/22	396389	FR	PAV_SSPK_SSPAV	Sendero Springs Pav on 03/14/2022 at 3:30pm to 6:30pm at S	100.00	AMEX
03/31/22	400064	AR	350510_22	Lebanese Cook-Mar 31 (350510-22)	5.00	Discover

Monthly Transfers

Transfers - Payroll

FY2022

As of 03/31/22

Date	Amount		Purpose	From	To
10/06/21	123,914.01		Payroll Funding	FTB Operating	FTB Payroll
10/06/21	692.26		Flex Spending Account Deductions	FTB Operating	FTB Benefits
10/06/21	187.35		HSA Employee Deductions Transfer	FTB Operating	FTB Benefits
10/06/21	187.04		HSA District Contributions Transfer	FTB Operating	FTB Benefits
10/08/21	3,375.00		457 Plan Transfer	FTB Operating	ICMA
10/13/21	36,926.27		Payroll Taxes	FTB Operating	IRS
10/13/21	882.31		Payroll Garnishments	FTB Operating	OAG
10/20/21	118,784.28		Payroll Funding	FTB Operating	FTB Payroll
10/20/21	692.26		Flex Spending Account Deductions	FTB Operating	FTB Benefits
10/20/21	187.35		HSA Employee Deductions Transfer	FTB Operating	FTB Benefits
10/20/21	187.04		HSA District Contributions Transfer	FTB Operating	FTB Benefits
10/22/21	3,400.00		457 Plan Transfer	FTB Operating	ICMA
10/25/21	882.31		Payroll Garnishments	FTB Operating	OAG
10/25/21	12,220.93		Unemployment Taxes	FTB Operating	TWC
10/27/21	33,447.15		Payroll Taxes	FTB Operating	IRS
11/03/21	121,616.81		Payroll Funding	FTB Operating	FTB Payroll
11/03/21	692.26		Flex Spending Account Deductions	FTB Operating	FTB Benefits
11/03/21	187.35		HSA Employee Deductions Transfer	FTB Operating	FTB Benefits
11/03/21	187.04		HSA District Contributions Transfer	FTB Operating	FTB Benefits
11/05/21	34,415.64		Payroll Taxes	FTB Operating	IRS
11/05/21	3,375.00		457 Plan Transfer	FTB Operating	ICMA
11/08/21	1,047.08		Payroll Garnishments	FTB Operating	OAG
11/17/21	132,915.32		Payroll Funding	FTB Operating	FTB Payroll
11/17/21	692.26		Flex Spending Account Deductions	FTB Operating	FTB Benefits
11/17/21	187.35		HSA Employee Deductions Transfer	FTB Operating	FTB Benefits
11/17/21	187.04		HSA District Contributions Transfer	FTB Operating	FTB Benefits
11/19/21	41,187.71		Payroll Taxes	FTB Operating	IRS
11/19/21	3,375.00		457 Plan Transfer	FTB Operating	ICMA
11/22/21	1,047.08		Payroll Garnishments	FTB Operating	OAG
12/01/21	110,976.77		Payroll Funding	FTB Operating	FTB Payroll
12/01/21	3,375.00		457 Plan Transfer	FTB Operating	ICMA
12/01/21	642.26		Flex Spending Account Deductions	FTB Operating	FTB Benefits
12/01/21	187.35		HSA Employee Deductions Transfer	FTB Operating	FTB Benefits
12/01/21	187.04		HSA District Contributions Transfer	FTB Operating	FTB Benefits

Transfers - Payroll

FY2022

As of 03/31/22

Date	Amount		Purpose	From	To
12/03/21	30,524.89		Payroll Taxes	FTB Operating	IRS
12/06/21	634.00		Payroll Garnishments	FTB Operating	OAG
12/15/21	134,003.43		Payroll Funding	FTB Operating	FTB Payroll
12/15/21	642.26		Flex Spending Account Deductions	FTB Operating	FTB Benefits
12/15/21	187.35		HSA Employee Deductions Transfer	FTB Operating	FTB Benefits
12/15/21	187.04		HSA District Contributions Transfer	FTB Operating	FTB Benefits
12/16/21	205.85		Payroll Taxes	FTB Operating	IRS
12/17/21	38,702.48		Payroll Taxes	FTB Operating	IRS
12/17/21	3,375.00		457 Plan Transfer	FTB Operating	ICMA
12/20/21	1,064.79		Payroll Funding	FTB Operating	FTB Payroll
12/20/21	634.00		Payroll Garnishments	FTB Operating	OAG
12/29/21	125,496.51		Payroll Funding	FTB Operating	FTB Payroll
12/31/21	34,658.80		Payroll Taxes	FTB Operating	IRS
01/10/22	5,944.22		Unemployment Taxes	FTB Operating	TWC
01/12/22	112,142.42		Payroll Funding	FTB Operating	FTB Payroll
01/13/22	642.26		Flex Spending Account Deductions	FTB Operating	FTB Benefits
01/13/22	187.35		HSA Employee Deductions Transfer	FTB Operating	FTB Benefits
01/13/22	161.94		HSA District Contributions Transfer	FTB Operating	FTB Benefits
01/14/22	3,375.00		457 Plan Transfer	FTB Operating	ICMA
01/14/22	32,227.39		Payroll Taxes	FTB Operating	IRS
01/18/22	634.00		Payroll Garnishments	FTB Operating	OAG
01/25/22	632.40		Payroll Taxes	FTB Operating	IRS
01/26/22	115,458.38		Payroll Funding	FTB Operating	FTB Payroll
01/26/22	645.95		Flex Spending Account Deductions	FTB Operating	FTB Benefits
01/26/22	187.35		HSA Employee Deductions Transfer	FTB Operating	FTB Benefits
01/26/22	161.94		HSA District Contributions Transfer	FTB Operating	FTB Benefits
01/28/22	3,375.00		457 Plan Transfer	FTB Operating	ICMA
01/28/22	33,109.03		Payroll Taxes	FTB Operating	IRS
01/31/22	634.00		Payroll Garnishments	FTB Operating	OAG
02/09/22	117,632.87		Payroll Funding	FTB Operating	FTB Payroll
02/09/22	645.18		Flex Spending Account Deductions	FTB Operating	FTB Benefits
02/09/22	187.35		HSA Employee Deductions Transfer	FTB Operating	FTB Benefits
02/09/22	161.94		HSA District Contributions Transfer	FTB Operating	FTB Benefits
02/11/22	3,425.00		457 Plan Transfer	FTB Operating	ICMA

Transfers - Payroll

FY2022

As of 03/31/22

Date	Amount		Purpose	From	To
02/11/22	33,628.55		Payroll Taxes	FTB Operating	IRS
02/14/22	634.00		Payroll Garnishments	FTB Operating	OAG
02/23/22	120,046.09		Payroll Funding	FTB Operating	FTB Payroll
02/23/22	645.18		Flex Spending Account Deductions	FTB Operating	FTB Benefits
02/23/22	187.35		HSA Employee Deductions Transfer	FTB Operating	FTB Benefits
02/23/22	161.94		HSA District Contributions Transfer	FTB Operating	FTB Benefits
02/25/22	4,226.00		457 Plan Transfer	FTB Operating	ICMA
02/25/22	33,596.47		Payroll Taxes	FTB Operating	IRS
02/28/22	634.00		Payroll Garnishments	FTB Operating	OAG
03/09/22	115,811.49		Payroll Funding	FTB Operating	FTB Payroll
03/09/22	699.14		Flex Spending Account Deductions	FTB Operating	FTB Benefits
03/09/22	187.35		HSA Employee Deductions Transfer	FTB Operating	FTB Benefits
03/09/22	161.94		HSA District Contributions Transfer	FTB Operating	FTB Benefits
03/09/22	4,346.00		457 Plan Transfer	FTB Operating	ICMA
03/09/22	32,782.14		Payroll Taxes	FTB Operating	IRS
03/09/22	634.00		Payroll Garnishments	FTB Operating	OAG
03/23/22	127,567.47		Payroll Funding	FTB Operating	FTB Payroll
03/23/22	699.14		Flex Spending Account Deductions	FTB Operating	FTB Benefits
03/23/22	187.35		HSA Employee Deductions Transfer	FTB Operating	FTB Benefits
03/23/22	161.94		HSA District Contributions Transfer	FTB Operating	FTB Benefits
03/23/22	4,346.00		457 Plan Transfer	FTB Operating	ICMA
03/23/22	36,012.44		Payroll Taxes	FTB Operating	IRS
03/23/22	634.00		Payroll Garnishments	FTB Operating	OAG
03/29/22	401.48		Payroll Funding	FTB Operating	FTB Payroll
03/29/22	106.77		Payroll Taxes	FTB Operating	IRS

Transfers - Other
FY2022
As of 03/31/22

Date	Amount		Purpose	From	To
12/10/31	300,000.00		Operating Funds Transfer	LOGIG General Fund	FTB Operating
10/04/21	7,726.75		Merchant Services Fees	FTB Operating	PayConex (BlueFin)
10/04/21	2,072.32		Merchant Services Fees	FTB Operating	NTC Texas
10/04/21	205.89		Merchant Services Fees	FTB Operating	NTC Texas
10/04/21	19.95		Merchant Services Fees	FTB Operating	NTC Texas
10/04/21	2,500,000.00		OM - Purchase - FAMCA Call Note (31422XMV1)	LOGIC General Fund	Frost Safekeeping
10/05/21	725.71		Merchant Services Fees	FTB Operating	AMEX
10/05/21	104.02		Merchant Services Fees	FTB Operating	PlugNPay
10/13/21	9.00		Background License Checks	FTB Operating	TX DPS
10/15/21	36,622.06		Texas County & District Retirement	FTB Operating	TCDRS
10/18/21	7,243.85		Sales Tax	FTB Operating	TX Comptroller
10/19/21	18,805.75		Adjust Balance for Meter Deposits	LOGIC Deposits	LOGIC General Fund
10/29/21	1,150.13		First Texas Bank Acct Analysis Charge	FTB Operating	First Texas Bank
11/02/21	8,001.72		Merchant Services Fees	FTB Operating	PayConex (BlueFin)
11/02/21	2,598.05		Merchant Services Fees	FTB Operating	NTC Texas
11/02/21	258.53		Merchant Services Fees	FTB Operating	NTC Texas
11/02/21	19.95		Merchant Services Fees	FTB Operating	NTC Texas
11/05/21	732.47		Merchant Services Fees	FTB Operating	AMEX
11/05/21	118.50		Merchant Services Fees	FTB Operating	PlugNPay
11/05/21	300,000.00		Operating Funds Transfer	LOGIG General Fund	FTB Operating
11/12/21	7,229.86		Sales Tax	FTB Operating	TX Comptroller
11/15/21	9.00		Background License Checks	FTB Operating	TX DPS
11/15/21	38,709.98		Texas County & District Retirement	FTB Operating	TCDRS
11/23/21	300,000.00		Operating Funds Transfer	LOGIG General Fund	FTB Operating
11/29/21	151,358.36		Bonds Interest Payment - Defined Area	LOGIC DA	Wells Fargo
11/29/21	307,356.25		Bonds Interest Payment - District	LOGIC I&S	Wells Fargo
11/29/21	59,372.24		Bonds Interest Payment - Revenue Bond	LOGIC General Fund	Truist Governmental Finance
11/30/21	9.00		Background License Checks	FTB Operating	TX DPS
11/30/21	925.18		First Texas Bank Acct Analysis Charge	FTB Operating	First Texas Bank
12/02/21	6,876.37		Merchant Services Fees	FTB Operating	PayConex (BlueFin)
12/02/21	2,187.33		Merchant Services Fees	FTB Operating	NTC Texas
12/02/21	607.63		Merchant Services Fees	FTB Operating	NTC Texas
12/02/21	19.95		Merchant Services Fees	FTB Operating	NTC Texas
12/06/21	586.76		Merchant Services Fees	FTB Operating	AMEX

Transfers - Other
FY2022
As of 03/31/22

Date	Amount		Purpose	From	To
12/07/21	125.47		Merchant Services Fees	FTB Operating	PlugNPay
12/09/21	2,500,000.00		OM - Purchase - FFCB Call Note (3133ENGN4)	LOGIC General Fund	Frost Safekeeping
12/10/21	4.50		Background License Checks	FTB Operating	TX DPS
12/15/21	40,477.01		Texas County & District Retirement	FTB Operating	TCDRS
12/17/21	7,281.66		Sales Tax	FTB Operating	TX Comptroller
12/31/21	876.69		First Texas Bank Acct Analysis Charge	FTB Operating	First Texas Bank
01/03/22	6,752.96		Merchant Services Fees	FTB Operating	PayConex (BlueFin)
01/03/22	2,112.53		Merchant Services Fees	FTB Operating	NTC Texas
01/03/22	339.13		Merchant Services Fees	FTB Operating	NTC Texas
01/03/22	19.95		Merchant Services Fees	FTB Operating	NTC Texas
01/05/22	518.12		Merchant Services Fees	FTB Operating	AMEX
01/06/22	101.77		Merchant Services Fees	FTB Operating	PlugNPay
01/13/22	7,244.23		Sales Tax	FTB Operating	TX Comptroller
01/13/22	25,812.37		Credit Union Account Transfer	PECU	FTB Operating
01/14/22	500,000.00		Operating Funds Transfer	LOGIG General Fund	FTB Operating
01/18/22	57,291.12		Texas County & District Retirement	FTB Operating	TCDRS
01/31/22	774.16		First Texas Bank Acct Analysis Charge	FTB Operating	First Texas Bank
01/31/22	25,854.12		TCEQ RAF Fees	FTB Operating	TCEQ
02/02/22	6,400.18		Merchant Services Fees	FTB Operating	PayConex (BlueFin)
02/02/22	2,187.64		Merchant Services Fees	FTB Operating	NTC Texas
02/02/22	344.74		Merchant Services Fees	FTB Operating	NTC Texas
02/02/22	19.95		Merchant Services Fees	FTB Operating	NTC Texas
02/07/22	516.18		Merchant Services Fees	FTB Operating	AMEX
02/07/22	104.39		Merchant Services Fees	FTB Operating	PlugNPay
02/07/22	7,275.94		Sales Tax	FTB Operating	TX Comptroller
02/14/22	4.50		Background License Checks	FTB Operating	TX DPS
02/15/22	41,228.93		Texas County & District Retirement	FTB Operating	TCDRS
02/28/22	913.58		First Texas Bank Acct Analysis Charge	FTB Operating	First Texas Bank
02/28/22	300,000.00		Operating Funds Transfer	LOGIG General Fund	FTB Operating
03/02/22	6,969.49		Merchant Services Fees	FTB Operating	PayConex (BlueFin)
03/02/22	4,996.47		Merchant Services Fees	FTB Operating	NTC Texas
03/02/22	591.19		Merchant Services Fees	FTB Operating	NTC Texas
03/02/22	19.95		Merchant Services Fees	FTB Operating	NTC Texas
03/07/22	510.31		Merchant Services Fees	FTB Operating	AMEX

Transfers - Other

FY2022

As of 03/31/22

Date	Amount	Purpose	From	To
03/07/22	125.55	Merchant Services Fees	FTB Operating	PlugNPay
03/11/22	7,216.92	Sales Tax	FTB Operating	TX Comptroller
03/14/22	400,000.00	Operating Funds Transfer	LOGIG General Fund	FTB Operating
03/15/22	42,772.29	Texas County & District Retirement	FTB Operating	TCDRS
03/31/22	786.87	First Texas Bank Acct Analysis Charge	FTB Operating	First Texas Bank

Transfers - LOGIC Investment Clearing

FY2022

As of 03/31/22

Calculated Balance	52,852.68
Bank Statement Balance	**52,852.68**
Difference	0.00

Date	Amount	Fund	Purpose	From	To	Transfer Completed
08/18/21	35,500.00	OM	Security Interest - Tidehaven (886359BH0)	Frost Bank	LOGIC Investment Clearing	01/07/22
09/13/21	3,989.00	OM	Security Interest - FHLB (3130ALJ70)	Frost Bank	LOGIC Investment Clearing	01/07/22
09/30/21	13,234.85	IS	Interest - LOGIC Prior FY Opening Balance	LOGIC	LOGIC Investment Clearing	
10/05/21	4,114.00	OM	Security Interest - FFCB (3133EMVD1)	Frost Bank	LOGIC Investment Clearing	01/07/22
10/15/21	4,989.00	OM	Security Interest - FHLB (3130ALVY7)	Frost Bank	LOGIC Investment Clearing	01/07/22
10/29/21	1.82	IS	Interest	LOGIC	LOGIC Investment Clearing	
11/30/21	1.99	IS	Interest	LOGIC	LOGIC Investment Clearing	
12/02/21	2,039,877.89	OM	Security Matured - Jersey City NJ (476576QP1)	Frost Bank	LOGIC Investment Clearing	12/08/21
12/08/21	(2,039,877.89)	OM	Security Matured - Jersey City NJ (476576QP1)	LOGIC Investment Clearing	LOGIC General Fund	12/08/21
12/31/21	20.75	IS	Interest	LOGIC	LOGIC Investment Clearing	
01/07/22	(35,500.00)	OM	Security Interest - Tidehaven (886359BH0)	LOGIC Investment Clearing	LOGIC General Fund	01/07/22
01/07/22	(3,989.00)	OM	Security Interest - FHLB (3130ALJ70)	LOGIC Investment Clearing	LOGIC General Fund	01/07/22
01/07/22	(4,114.00)	OM	Security Interest - FFCB (3133EMVD1)	LOGIC Investment Clearing	LOGIC General Fund	01/07/22
01/07/22	(4,989.00)	OM	Security Interest - FHLB (3130ALVY7)	LOGIC Investment Clearing	LOGIC General Fund	01/07/22
01/19/22	2,999,989.00	OM	Security Matured - Barclays BK (06742XDV6)	Frost Bank	LOGIC Investment Clearing	02/02/22
01/31/22	94.41	IS	Interest	LOGIC	LOGIC Investment Clearing	
02/02/22	(2,999,989.00)	OM	Security Matured - Barclays BK (06742XDV6)	LOGIC Investment Clearing	LOGIC General Fund	02/02/22
02/15/22	35,489.00	OM	Security Interest - Tidehaven (886359BH0)	Frost Bank	LOGIC Investment Clearing	
02/28/22	9.90	IS	Interest	LOGIC	LOGIC Investment Clearing	
03/14/22	3,989.00	OM	Security Interest - FHLB (3130ALJ70)	Frost Bank	LOGIC Investment Clearing	
03/31/22	10.96	IS	Interest	LOGIC	LOGIC Investment Clearing	

Transfers - LOGIC Bond Project Fund

FY2022

As of 03/31/22

Calculated Balance	854,104.19
Bank Statement Balance	**854,104.19**
Difference	-

Date	Amount	Purpose	From	To
10/27/20	2,016,123.52	Bond Proceeds - Opened new account	Bond Proceeds	LOGIC Bond Project Fund
11/30/20	263.72	Interest	LOGIC	LOGIC Bond Project Fund
12/31/20	257.50	Interest	LOGIC	LOGIC Bond Project Fund
01/13/21	(255,088.27)	General Fund Reimbursement	LOGIC Bond Project Fund	LOGIC General Fund
01/29/21	205.59	Interest	LOGIC	LOGIC Bond Project Fund
02/26/21	136.06	Interest	LOGIC	LOGIC Bond Project Fund
03/31/21	(74,886.65)	General Fund Reimbursement	LOGIC Bond Project Fund	LOGIC General Fund
03/31/21	138.13	Interest	LOGIC	LOGIC Bond Project Fund
04/30/21	117.99	Interest	LOGIC	LOGIC Bond Project Fund
05/31/21	108.36	Interest	LOGIC	LOGIC Bond Project Fund
06/30/21	81.61	Interest	LOGIC	LOGIC Bond Project Fund
07/08/21	(242,330.82)	General Fund Reimbursement	LOGIC Bond Project Fund	LOGIC General Fund
07/30/21	66.31	Interest	LOGIC	LOGIC Bond Project Fund
08/31/21	47.77	Interest	LOGIC	LOGIC Bond Project Fund
09/30/21	43.27	Interest	LOGIC	LOGIC Bond Project Fund
10/19/21	(363,676.49)	General Fund Reimbursement	LOGIC Bond Project Fund	LOGIC General Fund
10/29/21	39.88	Interest	LOGIC	LOGIC Bond Project Fund
11/30/21	34.76	Interest	LOGIC	LOGIC Bond Project Fund
12/31/21	67.68	Interest	LOGIC	LOGIC Bond Project Fund
01/07/22	(227,963.98)	General Fund Reimbursement	LOGIC Bond Project Fund	LOGIC General Fund
01/31/22	66.70	Interest	LOGIC	LOGIC Bond Project Fund
02/28/22	70.74	Interest	LOGIC	LOGIC Bond Project Fund
03/31/22	180.81	Interest	LOGIC	LOGIC Bond Project Fund

Williamson County Tax Deposits
FY2022
As of 03/31/22

Fund	Williamson County Tax Collection	Oct-21	Nov-21	Dec-21	Jan-22	Feb-22	Mar-22	Apr-22	May-22	Jun-22	Jul-22	Aug-22	Sep-22	Total
110	Brushy Creek MUD - MO	131,427.71	449,309.29	4,193,657.85	2,022,105.54	826,978.31	66,095.26							7,689,573.96
610	Brushy Creek MUD - IS	51,411.26	172,917.93	1,612,619.80	777,467.25	318,007.05	25,368.03							2,957,791.32
610	Brushy Creek MUD - Defined Areas	20,336.99	53,574.82	477,576.95	202,848.29	62,022.34	5,383.17							821,742.56
		203,175.96	**675,802.04**	**6,283,854.60**	**3,002,421.08**	**1,207,007.70**	**96,846.46**	**-**	**-**	**-**	**-**	**-**	**-**	**11,469,107.84**

Fund	WILCO Deposits Received													
I/C	LOGIC I&S Fund XXX1001 **	86,678.84	434,194.29	3,950,494.60	2,029,476.77	1,119,987.45	60,463.14							7,681,295.09
610	LOGIC I&S Fund XXX1001	35,652.38	167,915.97	1,519,120.80	780,319.06	430,653.67	23,220.14							2,956,882.02
610	LOGIC Defined Area XXXX1013	6,742.05	60,463.87	443,541.62	198,049.58	107,354.38	4,399.56							820,551.06
		129,073.27	**662,574.13**	**5,913,157.02**	**3,007,845.41**	**1,657,995.50**	**88,082.84**	**-**	**-**	**-**	**-**	**-**	**-**	**11,458,728.17**

Fund	WILCO Deposits Pending												
110	Brushy Creek MUD - MO	61,319.37	76,434.37	319,597.62	312,226.39	19,217.25	24,849.37						
610	Brushy Creek MUD - IS	15,758.88	20,760.84	114,259.84	111,408.03	(1,238.59)	909.30						
610	Brushy Creek MUD - Defined Areas	13,594.94	6,705.89	40,741.22	45,539.93	207.89	1,191.50						
	Total	**90,673.19**	**103,901.10**	**474,598.68**	**469,174.35**	**18,186.55**	**26,950.17**	**-**	**-**	**-**	**-**	**-**	**-**

Fund	BCMUD Internal Transfers													
610	**OM Amount in Logic I&S Acct**	102,276.99	434,194.29	3,950,494.60	2,029,476.77	1,119,987.45	60,463.14							7,696,893.24
110	Transfer Completed to LOGIC (GF)	(12,793.69)	-	-	(523,677.59)	(5,979,971.37)								(6,516,442.65)
110	Transfer Completed to Texpool (GF)													-
110	Transfer Completed to FTB (GF)													-
													OM Transfer Pending	**1,180,450.59**

***OM Deposits to IS Logic Account required transfers*

Transfers - Builder Tap Fees
FY2022
As of 03/31/22

			CRF				General Fund							
			620-1000 4202-620 **WCRF**		620-1000 4204-620 **WWCRF**		110-1000 4130-225 **BPF**		110-1000 4211-500 **W Tap**	110-1000 4213-550 **WW Tap**	110-1000 4220-120 **New Connect**	110-1000 4112-500 **Inspection**	110-0000 2140-000 **Deposits**	**Transfers + Pending - Completed**
Month	LUE's		To Bank Account	Amount	To Bank Account	Amount	To Bank Account	Amount	Amount	Amount	Amount	Amount	Amount	
Oct-21	-	-	1142	-	1116	-	1107	-	-	-	-	-	-	
Nov-21		5,699.07	1142	2,095.00	1116	1,804.00	1107	1,015.07	220.00	60.00	30.00	375.00	100.00	4,914.07
Dec-21		-	1142	-	1116	-	1107	-	-	-	-	-	-	
Jan-22		-	1142	-	1116	-	1107	-	-	-	-	-	-	
Feb-22		-	1142	-	1116	-	1107	-	-	-	-	-	-	(4,914.07)
Mar-22		**-**	**1142**	**-**	**1116**	**-**	**1107**	**-**	**-**	**-**	**-**	**-**	**-**	
Apr-22		-	1142		1116		1107							
May-22		-	1142		1116		1107							
Jun-22		-	1142		1116		1107							
Jul-22		-	1142		1116		1107							
Aug-22		-	1142		1116		1107							
Sep-22	-	-	1142		1116		1107							
	0.00	5,699.07		2,095.00		1,804.00		1,015.07	220.00	60.00	30.00	375.00	100.00	- *Transfers Pending*

Cash and Investments
Inventory

Brushy Creek Municipal Utility District
Current Cash Account Balances
FY2022
March 31, 2022

Fund	Category	GL Code	Account Description	Maturity Date	Operating	Investments	LOGIC	Texpool	Total
General Fund	**Operating**	1010	**FTB - Operating Account**	Daily	849,613				849,613
		1011	**PECU - Operating Account**	Daily	26,196				26,196
		1012	**Petty Cash**	Daily	1,500				1,500
		1014	**FTB - Benefits Account**	Daily	10,595				10,595
		1050	**FTB - Payroll Account**	Daily	1,389				1,389
		1140	**Texpool- Operating**	Daily				83,087	83,087
	Operating Total				**889,293**			**83,087**	**972,380**
	Builder Park Fee	1107	**Logic - Parks and Rec**	Daily			849,502		849,502
		1145	**Texpool- Parks & Rec**	Daily				38,794	38,794
	Builder Park Fee Total						**849,502**	**38,794**	**888,296**
	Customer Deposits	1105	**Logic - Utility Deposits**	Daily			660,870		660,870
	Customer Deposits Total						**660,870**		**660,870**
	Reserve	1115	**Logic - General Fund Operating**	Daily			12,700,500		12,700,500
		1123	**Frost - Tidehaven ISD**	02/15/23		1,556,334			1,556,334
		1128	**Frost - FHLB Call Note**	03/12/24		2,000,000			2,000,000
		1139	**Frost - FFCB Call Note**	04/05/24		2,496,875			2,496,875
		1135	**Frost - FHLB Call Note.**	04/15/24		2,500,000			2,500,000
		1131	**Frost - Farmer Mac**	10/04/24		2,500,000			2,500,000
		1150	**Frost - FFCB Call Note (GN4)**	12/09/24		2,500,000			2,500,000
	Reserve Total					**13,553,209**	**12,700,500**		**26,253,709**
General Fund Total					**889,293**	**13,553,209**	**14,210,871**	**121,881**	**28,775,255**
Debt Service	**Defined Area**	1113	**Logic -DA Debt Service**	Daily			1,500,272		1,500,272
	Defined Area Total						**1,500,272**		**1,500,272**
	I&S Fund	1106	**Logic - District I&S**	Daily			6,244,631		6,244,631 *
		1109	**Logic - Investment Clearing**	Daily			52,853		52,853
		1141	**Texpool - District I&S**	Daily				237,562	237,562
	I&S Fund Total						**6,297,483**	**237,562**	**6,535,046**
Debt Service Total							**7,797,756**	**237,562**	**8,035,318**

Fund	Category	GL Code	Account Description	Maturity Date	Operating	Investments	LOGIC	Texpool	Total
Capital Projects	**CRF - Water**	1142	**Texpool - Water CRF**	Daily				877,442	877,442
	CRF - Water Total							**877,442**	**877,442**
	CRF - Wastewater	1116	**Logic - Regional WW CRF**	Daily			1,535,573		1,535,573
	CRF - Wastewater Total						**1,535,573**		**1,535,573**
	Capital Projects	1117	**Logic - Bond Project Fund**	Daily			854,104		854,104
	Capital Projects Total						**854,104**		**854,104**
Capital Projects Total							**2,389,677**	**877,442**	**3,267,119**
Total					**889,293**	**13,553,209**	**24,398,304**	**1,236,885**	**40,077,691**

** $1.1M are General Fund Tax Collections (M&O) pending a transfer to the General Fund LOGIC account.

Investement Type	Par Value	GL Balance
PECU		26,196
Federal Agency Coupon Security	12,000,000	11,996,875
Municipal Bonds	1,420,000	1,556,334
TexPool	1,236,885	1,236,885
LOGIC	24,380,026	24,398,304
First Texas Bank	924,213	861,597
Petty Cash		1,500
Grand Total	**39,961,125**	**40,077,691**

First Texas Bank - Pledge Amount:
1,482,497

MONTHLY INVESTMENT REPORT

Brushy Creek MUD

MARCH 31, 2022

MEEDER

PUBLIC FUNDS
PATTERSON GROUP

The Fed Steps In

MEEDER
PUBLIC FUNDS | PATTERSON GROUP

After raising overnight rates in March for the first time in 3 years the Fed has outlined a plan for aggressive ongoing rate increases (perhaps 6 in 2022). This is in response to runaway inflation. The Fed recognizes the potential of high and fast hikes to control inflation may also deliberately undermine the economy, but they appear that they may move to do so regardless. Most central banks agree.

The persistent price pressures from supply chains and fiscal stimulus have created a solid upward trajectory in costs. The ideal scenario would be for the Fed to raise rates enough to slow demand and guide inflation lower without forcing the economy into recession. Such a soft landing has been historically difficult, if not impossible. The Fed intends to takes measured steps knowing increases can take 4 quarters to impact the economy.

The markets are way ahead of the Fed. There is a dichotomy between the two because the markets are pommeled by immense and immediate cross-currents and all those result in major volatility. The fear now is that the curve has been moving to inversion which historically has been a precursor of recessions. However, as some prominent economists have noted it may be different this time given the distortion of the markets due primarily to extreme monetary policy manipulation.

Even an inverted curve will clearly not stop the Fed. So much of the controlling factors now are out of anyone's control. The Fed will focus on its primary objective to reduce inflation.

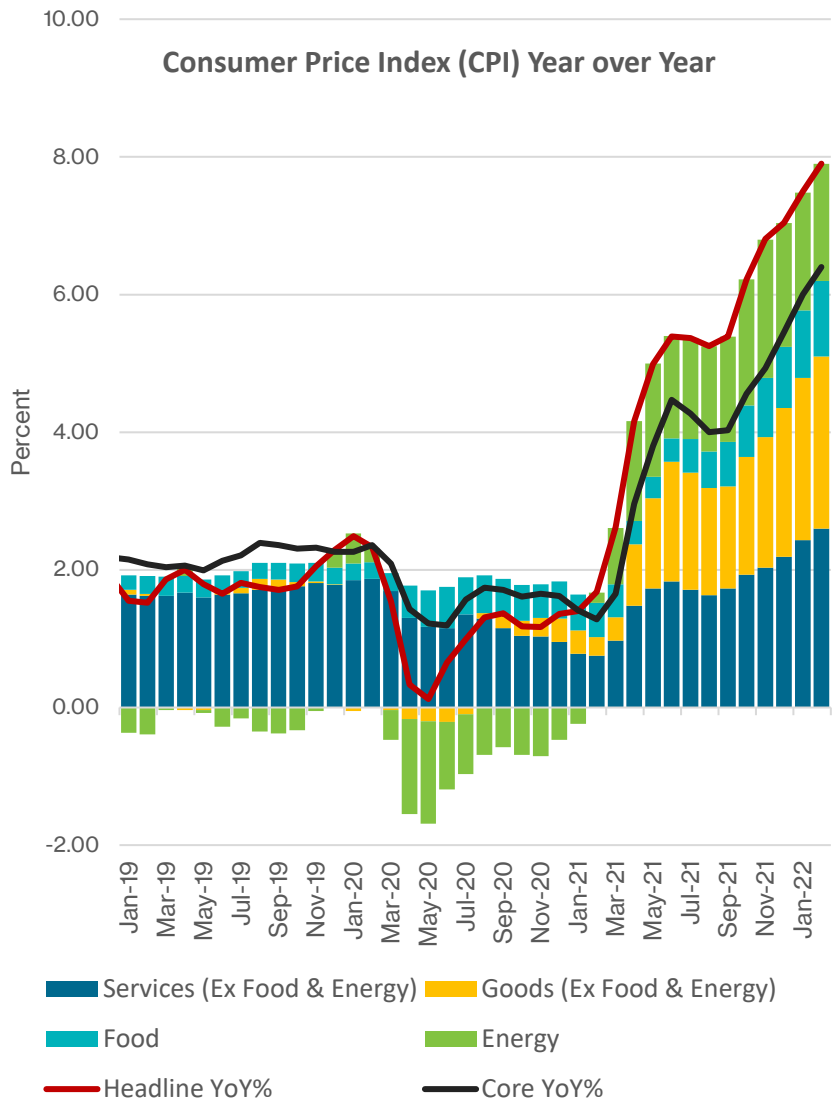

SOURCE: BLOOMBERG 3/31/2022

Cross Currents: Fire and Ice

MEEDER
PUBLIC FUNDS | PATTERSON GROUP

The global economy is reflecting a fragile balance where inflation has become 'too hot' and growth could become 'too cold.'

On the inflation side, every scenario is clouded by factors driving inflation steadily up. Russia's invasion of Ukraine, the global sanctions applied and resulting massive gyrations in commodity markets and Covid cast a thick layer of uncertainty. Russia accounts for only 1.5% of global trade but has a large footprint in energy and non-energy commodities. (Oil hit $130 a barrel in March.) Ukraine is a large producer of grain (which US growers cannot makeup in one season) but it is also an important supplier for Europe's auto industry and materials for chips. Shortages in such raw materials have outsized impact on prices. Now China is closing its doors again on a new Covid resurgence.

US growth remains strong. The growth is supported by post-pandemic economic re-openings and solid pent-up demand as well as increased salaries aimed at luring employees back to work. US growth is solid with consumer consumption strong as well as consumer sentiment and confidence.

Inflation may begin to decline as supply chains re-open and jobs are filled, but extended supply chain woes with tighter financial conditions could lower confidence for both business and the consumer. If so, that will begin to slow growth.

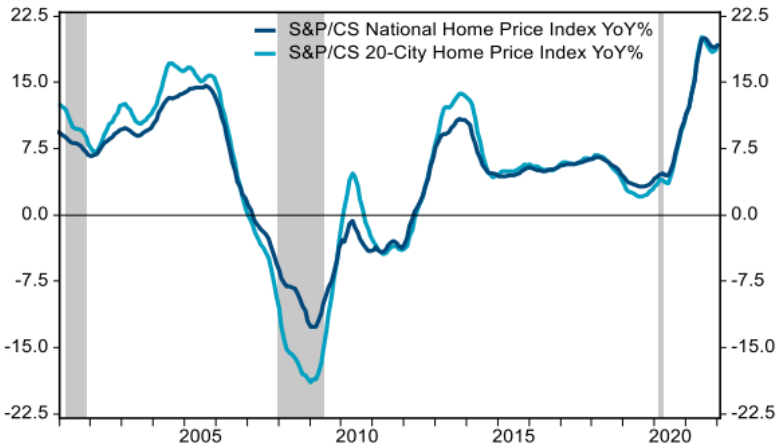

Source: Standard & Poor's/Haver Analytics

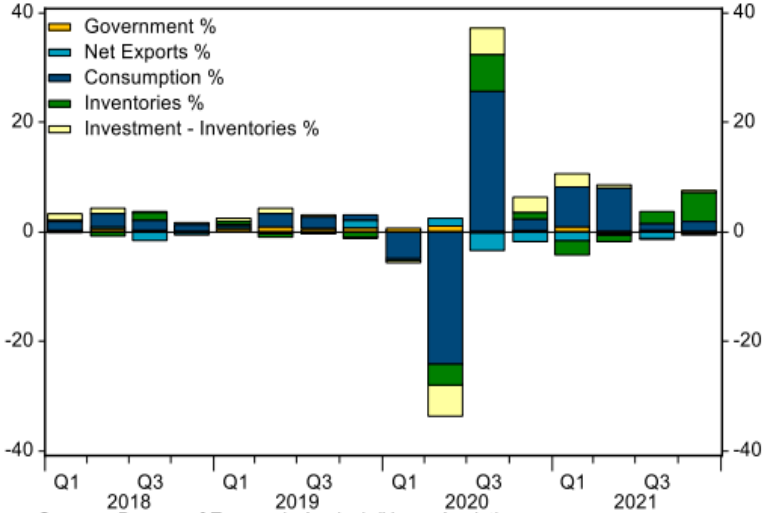

Source: Bureau of Economic Analysis/Haver Analytics

Fed Moves Foretell More Curve Changes

MEEDER
PUBLIC FUNDS | PATTERSON GROUP

- The Federal Reserve's increase in the overnight rate in March has finally moved the curve off zero.
- The Fed's *hawkish* tone has the market and some Fed Governors calling for six or more hikes this year. That will bring the short end up to meet the long end.
- The market had already moved in anticipation of the Fed hike rising in the *belly of the* curve.
- As the short end rises on Fed m moves it produces a flatter curve while cross currents at the long end have brought on-and-off inversions.

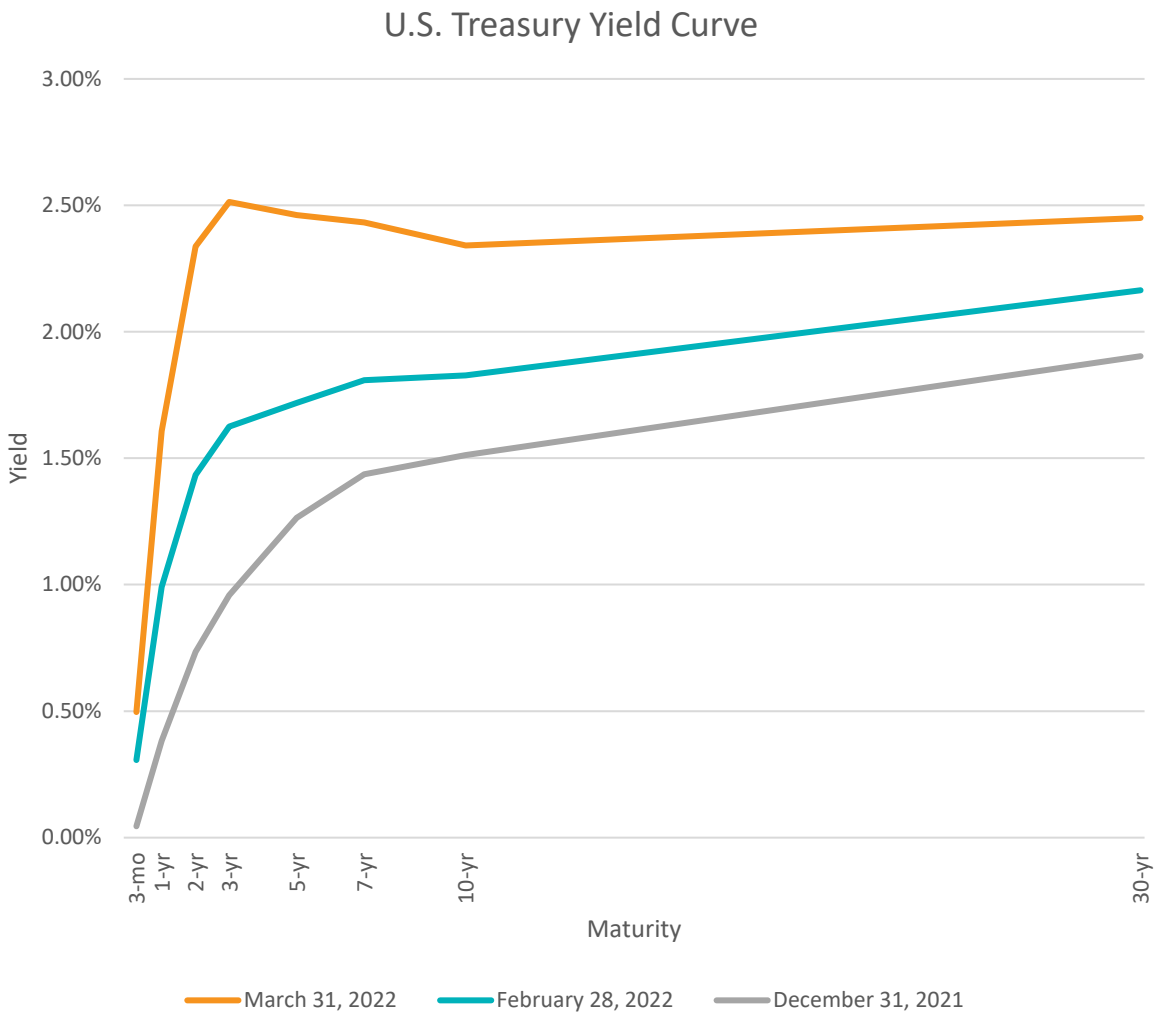

Your Portfolio

MEEDER
PUBLIC FUNDS | PATTERSON GROUP

Your Portfolio Statistics

Weighted Average Maturity	0.71 years
Weighted Average Yield (All Funds)	0.335%

Your Asset Allocation

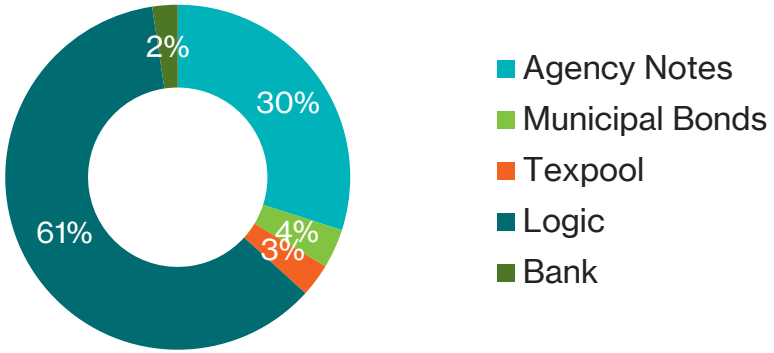

Your Maturity Distribution

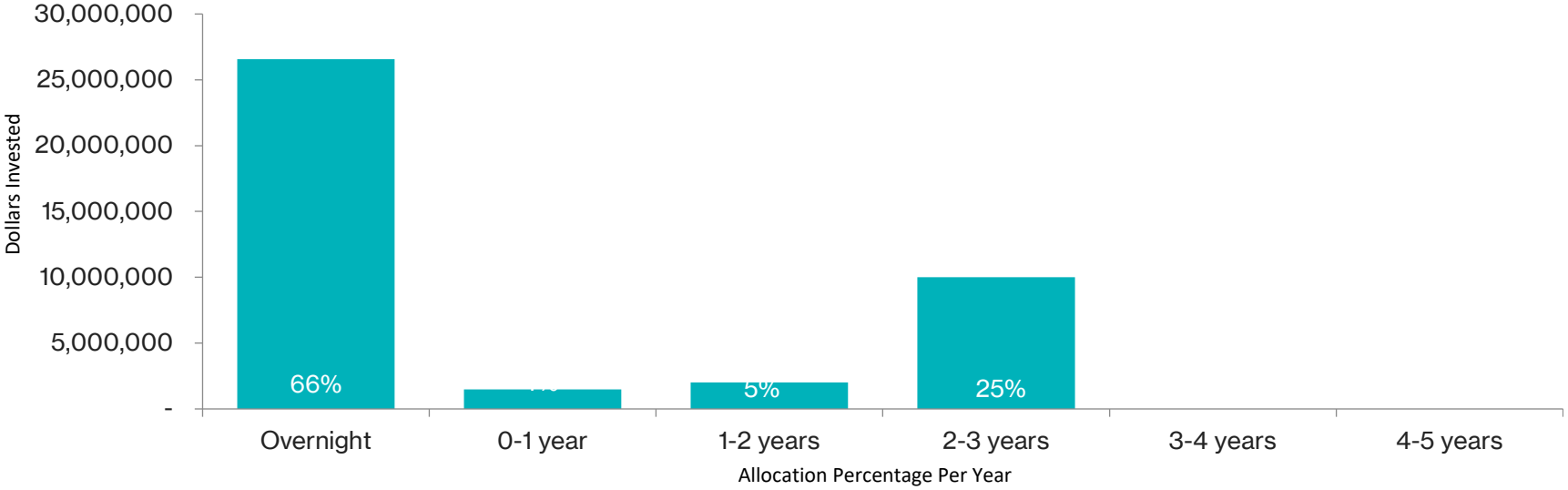

MEEDER
PUBLIC FUNDS | PATTERSON GROUP

Patterson & Associates
901 S. MoPac
Suite 195
Austin, TX 78746
-

Brushy Creek MUD
Portfolio Management
Portfolio Summary
March 31, 2022

Investments	Par Value	Market Value	Book Value	% of Portfolio	Term	Days to Maturity	YTM 365 Equiv.
Public Employees Credit Union	26,196.00	26,196.00	26,196.00	0.07	1	1	0.000
Federal Agency Coupon Securities	12,000,000.00	11,501,643.98	11,999,965.28	29.97	1,096	823	0.534
Municipal Bonds	1,420,000.00	1,456,962.60	1,475,886.34	3.69	778	320	0.461
TexPool	1,236,884.99	1,236,884.99	1,236,884.99	3.09	1	1	0.154
LOGIC	24,380,026.04	24,380,026.04	24,380,026.04	60.88	1	1	0.249
First Texas Bank	924,213.49	924,213.49	924,213.49	2.31	1	1	0.050
Investments	**39,987,320.52**	**39,525,927.10**	**40,043,172.14**	**100.00%**	**358**	**259**	**0.335**

Total Earnings	March 31 Month Ending	Fiscal Year To Date
Current Year	11,464.93	46,167.60

The following reports are submitted in accordance with the Public Funds Investment Act (Texas Gov't Code 2256). The reports also offer supplemental information not required by the Act in order to fully inform the governing body of Brushy Creek MUD of the position and activity within the MUD's portfolio of investment. The reports include a management summary overview, a detailed inventory report for the end of the period, a transaction report, as well as graphic representations of the portfolio to provide full disclosure to the governing body.

_____ _____
Shean Dalton, General Manager

MEEDER
PUBLIC FUNDS | PATTERSON GROUP

Patterson & Associates
901 S. MoPac
Suite 195
Austin, TX 78746
-

Brushy Creek MUD
Summary by Type
March 31, 2022
Grouped by Fund

Security Type	Number of Investments	Par Value	Book Value	% of Portfolio	Average YTM 365	Average Days to Maturity
Fund: 2001 Bond Escrow						
Federal Agency Coupon Securities	1	2,500,000.00	2,499,965.28	6.24	0.372	735
Subtotal	**1**	**2,500,000.00**	**2,499,965.28**	**6.24**	**0.372**	**735**
Fund: Construction Funds						
LOGIC	3	3,239,179.15	3,239,179.15	8.09	0.249	1
TexPool	2	916,235.72	916,235.72	2.29	0.154	1
Subtotal	**5**	**4,155,414.87**	**4,155,414.87**	**10.38**	**0.228**	**1**
Fund: Customer Deposits						
LOGIC	1	660,869.54	660,869.54	1.65	0.249	1
Subtotal	**1**	**660,869.54**	**660,869.54**	**1.65**	**0.249**	**1**
Fund: Debt Service						
LOGIC	2	7,726,624.92	7,726,624.92	19.30	0.249	1
TexPool	1	237,562.06	237,562.06	0.59	0.154	1
Subtotal	**3**	**7,964,186.98**	**7,964,186.98**	**19.89**	**0.246**	**1**
Fund: Operating Cash						
First Texas Bank	3	924,213.49	924,213.49	2.31	0.050	1
Federal Agency Coupon Securities	4	9,500,000.00	9,500,000.00	23.72	0.576	846
LOGIC	2	12,753,352.43	12,753,352.43	31.85	0.249	1
Public Employees Credit Union	2	26,196.00	26,196.00	0.07	0.000	1
Municipal Bonds	1	1,420,000.00	1,475,886.34	3.69	0.461	320
TexPool	1	83,087.21	83,087.21	0.21	0.154	1
Subtotal	**13**	**24,706,849.13**	**24,762,735.47**	**61.85**	**0.379**	**344**
Total and Average	**23**	**39,987,320.52**	**40,043,172.14**	**100.00**	**0.335**	**259**

MEEDER
PUBLIC FUNDS | PATTERSON GROUP

Brushy Creek MUD
Fund 01BOND - 2001 Bond Escrow
Investments by Fund
March 31, 2022

Patterson & Associates
901 S. MoPac
Suite 195
Austin, TX 78746
-

CUSIP	Investment #	Issuer	Purchase Date	Book Value	Par Value	Market Value	Current Rate	YTM 360	YTM 365	Maturity Date	Days To Maturity
Federal Agency Coupon Securities											
3133EMVD1	10262	FFCB Call Note	04/05/2021	2,499,965.28	2,500,000.00	2,402,137.10	0.330	0.366	0.371	04/05/2024	735
			Subtotal and Average	**2,499,965.28**	**2,500,000.00**	**2,402,137.10**		**0.367**	**0.372**		**735**
			Total Investments and Average	**2,499,965.28**	**2,500,000.00**	**2,402,137.10**		**0.367**	**0.372**		**735**

Fund CON - Construction Funds
Investments by Fund
March 31, 2022

CUSIP	Investment #	Issuer	Purchase Date	Book Value	Par Value	Market Value	Current Rate	YTM 360	YTM 365	Maturity Days To Date Maturity
TexPool										
99992	10001	TexPool	10/01/2007	38,794.00	38,794.00	38,794.00	0.154	0.151	0.153	1
99995	10004	TexPool	10/01/2007	877,441.72	877,441.72	877,441.72	0.154	0.151	0.153	1
			Subtotal and Average	**916,235.72**	**916,235.72**	**916,235.72**		**0.151**	**0.154**	**1**
LOGIC										
99998	10007	LOGIC	10/01/2007	849,502.14	849,502.14	849,502.14	0.249	0.245	0.249	1
999913	10012	LOGIC	10/01/2007	1,535,572.82	1,535,572.82	1,535,572.82	0.249	0.245	0.249	1
999938	10258	LOGIC	10/27/2020	854,104.19	854,104.19	854,104.19	0.249	0.245	0.249	1
			Subtotal and Average	**3,239,179.15**	**3,239,179.15**	**3,239,179.15**		**0.246**	**0.249**	**1**
			Total Investments and Average	**4,155,414.87**	**4,155,414.87**	**4,155,414.87**		**0.225**	**0.228**	**1**

Fund CUST - Customer Deposits
Investments by Fund
March 31, 2022

CUSIP	Investment #	Issuer	Purchase Date	Book Value	Par Value	Market Value	Current Rate	YTM 360	YTM 365	Maturity Days To Date Maturity
LOGIC										
99997	10006	LOGIC	10/01/2007	660,869.54	660,869.54	660,869.54	0.249	0.245	0.249	1
			Subtotal and Average	**660,869.54**	**660,869.54**	**660,869.54**		**0.246**	**0.249**	**1**
			Total Investments and Average	**660,869.54**	**660,869.54**	**660,869.54**		**0.246**	**0.249**	**1**

Fund DS - Debt Service
Investments by Fund
March 31, 2022

CUSIP	Investment #	Issuer	Purchase Date	Book Value	Par Value	Market Value	Current Rate	YTM 360	YTM 365	Maturity Days To Date Maturity
TexPool										
99994	10003	TexPool	10/01/2007	237,562.06	237,562.06	237,562.06	0.154	0.151	0.153	1
			Subtotal and Average	**237,562.06**	**237,562.06**	**237,562.06**		**0.151**	**0.154**	**1**
LOGIC										
99996	10005	LOGIC	10/01/2007	6,227,040.96	6,227,040.96	6,227,040.96	0.249	0.245	0.249	1
999930	10034	LOGIC	03/09/2009	1,499,583.96	1,499,583.96	1,499,583.96	0.249	0.245	0.249	1
			Subtotal and Average	**7,726,624.92**	**7,726,624.92**	**7,726,624.92**		**0.246**	**0.249**	**1**
			Total Investments and Average	**7,964,186.98**	**7,964,186.98**	**7,964,186.98**		**0.243**	**0.246**	**1**

Fund OC - Operating Cash
Investments by Fund
March 31, 2022

CUSIP	Investment #	Issuer	Purchase Date	Book Value	Par Value	Market Value	Current Rate	YTM 360	YTM 365	Maturity Date	Days To Maturity
Public Employees Credit Union											
2756A	10266	PECU Free Checking	10/01/2021	26,191.00	26,191.00	26,191.00					1
2756	10265	PECU Primary Share Savings	10/01/2021	5.00	5.00	5.00					1
			Subtotal and Average	**26,196.00**	**26,196.00**	**26,196.00**		**0.000**	**0.000**		**1**
Federal Agency Coupon Securities											
31422XMV1	10267	FRMAC Call Note	10/04/2021	2,500,000.00	2,500,000.00	2,373,746.15	0.500	0.493	0.500	10/04/2024	917
3133ENGN4	10268	FFCB Call Note	12/09/2021	2,500,000.00	2,500,000.00	2,397,882.95	0.970	0.956	0.970	12/09/2024	983
3130ALJ70	10261	FHLB Call Note	03/12/2021	2,000,000.00	2,000,000.00	1,925,175.28	0.400	0.394	0.400	03/12/2024	711
3130ALVY7	10263	FHLB Call Note	04/15/2021	2,500,000.00	2,500,000.00	2,402,702.50	0.400	0.394	0.400	04/15/2024	745
			Subtotal and Average	**9,500,000.00**	**9,500,000.00**	**9,099,506.88**		**0.568**	**0.576**		**845**
Municipal Bonds											
886359BH0	10260	Tidehaven ISD TX	12/29/2020	1,475,886.34	1,420,000.00	1,456,962.60	5.000	0.454	0.460	02/15/2023	320
			Subtotal and Average	**1,475,886.34**	**1,420,000.00**	**1,456,962.60**		**0.454**	**0.461**		**320**
TexPool											
99991	10000	TexPool	10/01/2007	83,087.21	83,087.21	83,087.21	0.154	0.151	0.153		1
			Subtotal and Average	**83,087.21**	**83,087.21**	**83,087.21**		**0.151**	**0.154**		**1**
LOGIC											
999935	10247	LOGIC	12/13/2019	52,852.68	52,852.68	52,852.68	0.249	0.245	0.249		1
999936	10248	LOGIC	01/03/2020	12,700,499.75	12,700,499.75	12,700,499.75	0.249	0.245	0.249		1
			Subtotal and Average	**12,753,352.43**	**12,753,352.43**	**12,753,352.43**		**0.246**	**0.249**		**1**
First Texas Bank											
999916	10015	Bank	10/01/2007	911,399.03	911,399.03	911,399.03	0.050	0.049	0.050		1
999919	10018	Bank	10/01/2007	2,219.61	2,219.61	2,219.61	0.050	0.049	0.050		1
999929	10098	Bank	05/14/2013	10,594.85	10,594.85	10,594.85	0.050	0.049	0.050		1
			Subtotal and Average	**924,213.49**	**924,213.49**	**924,213.49**		**0.049**	**0.050**		**1**
			Total Investments and Average	**24,762,735.47**	**24,706,849.13**	**24,343,318.61**		**0.374**	**0.379**		**344**

MEEDER
PUBLIC FUNDS | PATTERSON GROUP

Patterson & Associates
901 S. MoPac
Suite 195
Austin, TX 78746
-

Brushy Creek MUD
Cash Reconciliation Report
For the Period March 1, 2022 - March 31, 2022
Grouped by Fund

Trans. Date	Investment #	Fund	Trans. Type	Security ID	Par Value	Security Description	Maturity Date	Purchases	Interest	Redemptions	Cash
Operating Cash											
03/12/2022	10261	OC	Interest	3130ALJ70	2,000,000.00	FHLBC 2.0M 0.40% Mat. 03/12/2024	03/12/2024	0.00	4,000.00	0.00	4,000.00
							Subtotal	**0.00**	**4,000.00**	**0.00**	**4,000.00**
							Total	**0.00**	**4,000.00**	**0.00**	**4,000.00**

MEEDER
PUBLIC FUNDS | PATTERSON GROUP

Patterson & Associates
901 S. MoPac
Suite 195
Austin, TX 78746
-

Brushy Creek MUD
Interest Earnings
Sorted by Fund - Fund
March 1, 2022 - March 31, 2022
Yield on Average Book Value

CUSIP	Investment #	Fund	Security Type	Ending Par Value	Beginning Book Value	Average Book Value	Maturity Date	Current Rate	Annualized Yield	Adjusted Interest Earnings: Interest Earned	Adjusted Interest Earnings: Amortization/ Accretion	Adjusted Interest Earnings: Adjusted Interest Earnings
Fund: 2001 Bond Escrow												
3133EMVD1	10262	01BOND	FAC	2,500,000.00	2,499,704.86	2,499,843.47	04/05/2024	0.330	0.446	687.50	260.42	947.92
			Subtotal	**2,500,000.00**	**2,499,704.86**	**2,499,843.47**			**0.446**	**687.50**	**260.42**	**947.92**
Fund: Construction Funds												
99995	10004	CON	RRP	877,441.72	877,327.22	877,330.91		0.154	0.154	114.50	0.00	114.50
99992	10001	CON	RRP	38,794.00	38,788.95	38,789.11		0.154	0.153	5.05	0.00	5.05
99998	10007	CON	RR2	849,502.14	849,322.31	849,328.11		0.249	0.249	179.83	0.00	179.83
999913	10012	CON	RR2	1,535,572.82	1,535,247.75	1,535,258.24		0.249	0.249	325.07	0.00	325.07
999938	10258	CON	RR2	854,104.19	853,923.38	853,929.21		0.249	0.249	180.81	0.00	180.81
			Subtotal	**4,155,414.87**	**4,154,609.61**	**4,154,635.59**			**0.228**	**805.26**	**0.00**	**805.26**
Fund: Customer Deposits												
99997	10006	CUST	RR2	660,869.54	660,729.62	660,734.13		0.249	0.249	139.92	0.00	139.92
			Subtotal	**660,869.54**	**660,729.62**	**660,734.13**			**0.249**	**139.92**	**0.00**	**139.92**
Fund: Debt Service												
99994	10003	DS	RRP	237,562.06	237,531.07	237,532.07		0.154	0.154	30.99	0.00	30.99
999930	10034	DS	RR2	1,499,583.96	1,494,363.99	1,497,024.66		0.249	0.249	317.11	0.00	317.11
99996	10005	DS	RR2	6,227,040.96	6,133,876.68	6,188,661.45		0.249	0.250	1,312.13	0.00	1,312.13
			Subtotal	**7,964,186.98**	**7,865,771.74**	**7,923,218.17**			**0.247**	**1,660.23**	**0.00**	**1,660.23**
Fund: Operating Cash												
99991	10000	OC	RRP	83,087.21	83,076.39	83,076.74		0.154	0.153	10.82	0.00	10.82
999936	10248	OC	RR2	12,700,499.75	13,097,790.70	12,865,620.02		0.249	0.248	2,709.05	0.00	2,709.05
999935	10247	OC	RR2	52,852.68	48,852.72	51,169.27		0.249	0.252	10.96	0.00	10.96
999916	10015	OC	RR3	911,399.03	1,019,700.69	1,016,207.09		0.050	0.046	39.90	0.00	39.90
999919	10018	OC	RR3	2,219.61	3,457.84	17,848.02		0.050	0.050	0.76	0.00	0.76
999929	10098	OC	RR3	10,594.85	9,500.37	10,260.21		0.050	0.049	0.43	0.00	0.43
3130ALVY7	10263	OC	FAC	2,500,000.00	2,500,000.00	2,500,000.00	04/15/2024	0.400	0.392	833.33	0.00	833.33

Brushy Creek MUD
Interest Earnings
March 1, 2022 - March 31, 2022

CUSIP	Investment #	Fund	Security Type	Ending Par Value	Beginning Book Value	Average Book Value	Maturity Date	Current Rate	Annualized Yield	Adjusted Interest Earnings: Interest Earned	Adjusted Interest Earnings: Amortization/ Accretion	Adjusted Interest Earnings: Adjusted Interest Earnings
Fund: Operating Cash												
3130ALJ70	10261	OC	FAC	2,000,000.00	2,000,000.00	2,000,000.00	03/12/2024	0.400	0.392	666.66	0.00	666.66
3133ENGN4	10268	OC	FAC	2,500,000.00	2,500,000.00	2,500,000.00	12/09/2024	0.970	0.952	2,020.83	0.00	2,020.83
31422XMV1	10267	OC	FAC	2,500,000.00	2,500,000.00	2,500,000.00	10/04/2024	0.500	0.491	1,041.66	0.00	1,041.66
886359BH0	10260	OC	MC1	1,420,000.00	1,481,225.80	1,478,383.83	02/15/2023	5.000	0.460	5,916.66	-5,339.46	577.20
2756	10265	OC	LA2	5.00	5.00	5.00				0.00	0.00	0.00
2756A	10266	OC	LA2	26,191.00	18,944.68	19,178.43				0.00	0.00	0.00
			Subtotal	**24,706,849.13**	**25,262,554.19**	**25,041,748.61**			**0.372**	**13,251.06**	**-5,339.46**	**7,911.60**
			Total	**39,987,320.52**	**40,443,370.02**	**40,280,179.97**			**0.335**	**16,543.97**	**-5,079.04**	**11,464.93**

MEEDER
PUBLIC FUNDS | PATTERSON GROUP

Patterson & Associates
901 S. MoPac
Suite 195
Austin, TX 78746
-

Brushy Creek MUD
Amortization Schedule
March 1, 2022 - March 31, 2022
Sorted By Fund - Fund

Investment # / Issuer	Fund	Maturity Date / Amort. Date	Beginning Par Value / Current Rate	Purchase Principal	Original Premium or Discount	Ending Book Value	Amounts Amortized And Unamortized As of 03/01/2022	Amount Amortized This Period	Amt Amortized Through 03/31/2022	Amount Unamortized Through 03/31/2022
2001 Bond Escrow										
10262	01BOND	04/05/2024	2,500,000.00	2,496,875.00	-3,125.00	2,499,965.28	2,829.86	260.42	3,090.28	-34.72
FFCB Call Note		04/05/2022	0.330				-295.14			
			Subtotal	**2,496,875.00**	**-3,125.00**	**2,499,965.28**	**2,829.86**	**260.42**	**3,090.28**	**-34.72**
							-295.14			
Operating Cash										
10260	OC	02/15/2023	1,420,000.00	1,556,334.20	136,334.20	1,475,886.34	-75,108.40	-5,339.46	-80,447.86	55,886.34
Tidehaven ISD TX			5.000				61,225.80			
			Subtotal	**1,556,334.20**	**136,334.20**	**1,475,886.34**	**-75,108.40**	**-5,339.46**	**-80,447.86**	**55,886.34**
							61,225.80			
			Total	**4,053,209.20**	**133,209.20**	**3,975,851.62**	**-72,278.54**	**-5,079.04**	**-77,357.58**	**55,851.62**
							60,930.66			

MEEDER
PUBLIC FUNDS | PATTERSON GROUP

Patterson & Associates
901 S. MoPac
Suite 195
Austin, TX 78746
-

Brushy Creek MUD
Projected Cashflow Report
Sorted by Monthly
For the Period April 1, 2022 - October 31, 2022

Projected Trans. Date	Investment #	Fund	Security ID	Transaction Type	Issuer	Par Value	Original Cost	Principal	Interest	Total
April 2022										
04/04/2022	10267	OC	31422XMV1	Interest	FRMAC Call Note	0.00	0.00	0.00	6,250.00	6,250.00
04/05/2022	10262	01BOND	3133EMVD1	Interest	FFCB Call Note	0.00	0.00	0.00	4,125.00	4,125.00
04/05/2022	10262	01BOND	3133EMVD1	Call	FFCB Call Note	2,500,000.00	2,496,875.00	2,500,000.00	0.00	2,500,000.00
04/12/2022	10261	OC	3130ALJ70	Call	FHLB Call Note	2,000,000.00	2,000,000.00	2,000,000.00	0.00	2,000,000.00
04/15/2022	10263	OC	3130ALVY7	Interest	FHLB Call Note	0.00	0.00	0.00	5,000.00	5,000.00
04/15/2022	10263	OC	3130ALVY7	Call	FHLB Call Note	2,500,000.00	2,500,000.00	2,500,000.00	0.00	2,500,000.00
					Total for April 2022	**7,000,000.00**	**6,996,875.00**	**7,000,000.00**	**15,375.00**	**7,015,375.00**
June 2022										
06/09/2022	10268	OC	3133ENGN4	Interest	FFCB Call Note	0.00	0.00	0.00	12,125.00	12,125.00
					Total for June 2022	**0.00**	**0.00**	**0.00**	**12,125.00**	**12,125.00**
August 2022										
08/15/2022	10260	OC	886359BH0	Interest	Tidehaven ISD TX	0.00	0.00	0.00	35,500.00	35,500.00
					Total for August 2022	**0.00**	**0.00**	**0.00**	**35,500.00**	**35,500.00**
September 2022										
09/12/2022	10261	OC	3130ALJ70	Interest	FHLB Call Note	0.00	0.00	0.00	4,000.00	4,000.00
					Total for September 2022	**0.00**	**0.00**	**0.00**	**4,000.00**	**4,000.00**
October 2022										
10/04/2022	10267	OC	31422XMV1	Interest	FRMAC Call Note	0.00	0.00	0.00	6,250.00	6,250.00
10/04/2022	10267	OC	31422XMV1	Call	FRMAC Call Note	2,500,000.00	2,500,000.00	2,500,000.00	0.00	2,500,000.00
10/05/2022	10262	01BOND	3133EMVD1	Interest	FFCB Call Note	0.00	0.00	0.00	4,125.00	4,125.00
10/15/2022	10263	OC	3130ALVY7	Interest	FHLB Call Note	0.00	0.00	0.00	5,000.00	5,000.00
					Total for October 2022	**2,500,000.00**	**2,500,000.00**	**2,500,000.00**	**15,375.00**	**2,515,375.00**
					GRAND TOTALS:	**9,500,000.00**	**9,496,875.00**	**9,500,000.00**	**82,375.00**	**9,582,375.00**

Disclosures

MEEDER
PUBLIC FUNDS | PATTERSON GROUP

Meeder Public Funds, Inc., is a registered investment adviser with the Securities and Exchange Commission (SEC) under the Investment Advisers Act of 1940. Registration with the SEC does not imply a certain level of skill or training. The opinions expressed in this presentation are those of Meeder Public Funds, Inc. The material presented has been derived from sources considered to be reliable, but the accuracy and completeness cannot be guaranteed.

Meeder provides monthly statements for its investment management clients to provide information about the investment portfolio. The information should not be used for audit or confirmation purposes. Please review your custodial statements and report any inaccuracies or discrepancies.

Certain information and data have been supplied by unaffiliated third parties. Although Meeder believes the information is reliable, it cannot warrant the accuracy of information offered by third parties. Market value may reflect prices received from pricing vendors when current market quotations are not available. Prices may not reflect firm bids or offers and may differ from the value at which the security can be sold.

Statements may include positions from unmanaged accounts provided for reporting purposes. Unmanaged accounts are managed directly by the client and are not included in the accounts managed by the investment adviser. This information is provided as a client convenience and the investment adviser assumes no responsibility for performance of these accounts or the accuracy of the data reported.

Investing involves risk. Past performance is no guarantee of future results. Debt and fixed income securities are subject to credit and interest rate risk. The investment return and principal value of an investment will fluctuate so that an investors shares, when redeemed, may be worth more or less than their original cost. Current performance may be lower or higher than the performance data quoted.

Investment advisory services are provided through Meeder Public Funds, Inc. Please contact us if you would like to receive a copy of our current ADV disclosure brochure or privacy policy.

Meeder Public Funds
Patterson Group

Barton Oaks Plaza II
901 S. MoPac Expy
Suite 195
Austin, Texas
78746

800.817.2442

Detail Report (GL)

Brushy Creek Municipal Utility District
General Ledger Detail
03/01/2022 - 03/31/2022

Fund	Cost Center	Project	GL Code	GL Title	Date	Doc Number	Name	Transaction Description	Debit	Credit	Source
110			2139	457 Plan Payable	3/11/2022	001		03/11/2022 - ICMA 457 Plan Wire	4,346.00		JV
110			2139	457 Plan Payable	3/25/2022	001		03/25/2022 - ICMA 457 Plan Wire	4,346.00		JV
110			2139	457 Plan Payable	3/11/2022	0002				7.00	PRS
110			2139	457 Plan Payable	3/31/2022	0002				23.25	PRS
110			2139	457 Plan Payable	3/25/2022	0002				25.00	PRS
110			2139	457 Plan Payable	3/25/2022	0056				500.00	PRS
110			2139	457 Plan Payable	3/31/2022	0058				465.00	PRS
110			2139	457 Plan Payable	3/11/2022	0059				140.00	PRS
110			2139	457 Plan Payable	3/25/2022	0065				200.00	PRS
110			2139	457 Plan Payable	3/31/2022	0065				186.00	PRS
110			2139	457 Plan Payable	3/11/2022	0066				56.00	PRS
110			2139	457 Plan Payable	3/25/2022	0071				1,100.00	PRS
110			2139	457 Plan Payable	3/31/2022	0071				1,023.00	PRS
110			2139	457 Plan Payable	3/11/2022	0072				308.00	PRS
110			2139	457 Plan Payable	3/31/2022	0079				279.00	PRS
110			2139	457 Plan Payable	3/25/2022	0081				300.00	PRS
110			2139	457 Plan Payable	3/11/2022	0081				84.00	PRS
110			2139	457 Plan Payable	3/31/2022	0083				23.25	PRS
110			2139	457 Plan Payable	3/25/2022	0085				25.00	PRS
110			2139	457 Plan Payable	3/11/2022	0086				7.00	PRS
110			2139	457 Plan Payable	3/31/2022	0094				111.60	PRS
110			2139	457 Plan Payable	3/31/2022	0096				23.25	PRS
110			2139	457 Plan Payable	3/25/2022	0096				120.00	PRS
110			2139	457 Plan Payable	3/11/2022	0097				33.60	PRS
110			2139	457 Plan Payable	3/25/2022	0098				25.00	PRS
110			2139	457 Plan Payable	3/11/2022	0100				7.00	PRS
110			2139	457 Plan Payable	3/31/2022	0118				46.50	PRS
110			2139	457 Plan Payable	3/25/2022	0120				50.00	PRS
110			2139	457 Plan Payable	3/11/2022	0122				14.00	PRS
110			2139	457 Plan Payable	3/31/2022	0123				46.50	PRS
110			2139	457 Plan Payable	3/25/2022	0125				50.00	PRS
110			2139	457 Plan Payable	3/11/2022	0128				14.00	PRS
110			2139	457 Plan Payable	3/31/2022	0132				23.25	PRS
110			2139	457 Plan Payable	3/31/2022	0134				1,512.18	PRS
110			2139	457 Plan Payable	3/25/2022	0135				25.00	PRS
110			2139	457 Plan Payable	3/31/2022	0138				93.00	PRS
110			2139	457 Plan Payable	3/11/2022	0138				7.00	PRS
110			2139	457 Plan Payable	3/25/2022	0138				1,626.00	PRS
110			2139	457 Plan Payable	3/31/2022	0140				93.00	PRS
110			2139	457 Plan Payable	3/11/2022	0140				455.28	PRS
110			2139	457 Plan Payable	3/25/2022	0143				100.00	PRS
110			2139	457 Plan Payable	3/25/2022	0145				100.00	PRS
110			2139	457 Plan Payable	3/11/2022	0145				28.00	PRS

110			2139	457 Plan Payable	3/11/2022	0147				28.00	PRS
110			2139	457 Plan Payable	3/31/2022	0157				93.00	PRS
110			2139	457 Plan Payable	3/25/2022	0164				100.00	PRS
110			2139	457 Plan Payable	3/11/2022	0165				28.00	PRS
110			2105	Accounts Payables - V	3/31/2022	002		JPMorgan - March 2022 Activity - Date		13,306.87	JV
110	250	1000	5201	Airfare	3/31/2022	001		PRICELN*VACATION PKG Flight for LGT t	323.54		JV
110	250	1000	5201	Airfare	3/31/2022	001		AMERICAN AIRLINES LGIT Academy -	438.19		JV
610	610	1000	6060	Appraisal Fees	3/8/2022	2022-126	WILLIAMSON CENTRAL APPRAIS	2ND QTRLY TAX COLLECTION FEES -	1,100.75		API
610	610	1000	6060	Appraisal Fees	3/8/2022	2022-127	WILLIAMSON CENTRAL APPRAIS	2ND QTRLY TAX COLLECTION FEES	14,384.00		API
110			1211	Background Check Re	3/8/2022	4550	EMPLOYEE CHECK	Contractor- W.Porter	30.95		API
110	145	1000	6425	Bad Debt Expense	3/17/2022	MISC031722-1	MERCHANTS AND PROFESSIONA	LATOIYA BLUE - 3251617502		91.52	CR
110	145	1000	6425	Bad Debt Expense	3/17/2022	MISC031722-1	MERCHANTS AND PROFESSIONA	LAURA EMEJULU - 4470500009		29.72	CR
110	145	1000	6425	Bad Debt Expense	3/17/2022	MISC031722-1	MERCHANTS AND PROFESSIONA	MICHAEL MOORE - 2050470004		69.31	CR
110	500	1000	6425	Bad Debt Expense	3/17/2022	MISC031722-1	MERCHANTS AND PROFESSIONA	LATOIYA BLUE - 3251617502		91.53	CR
110	500	1000	6425	Bad Debt Expense	3/17/2022	MISC031722-1	MERCHANTS AND PROFESSIONA	LAURA EMEJULU - 4470500009		29.73	CR
110	500	1000	6425	Bad Debt Expense	3/17/2022	MISC031722-1	MERCHANTS AND PROFESSIONA	MICHAEL MOORE - 2050470004		69.32	CR
110	400	1000	6212	Building Maintenance	3/1/2022	P48941970	BATTERIES PLUS BULBS #141	Batteries for Burglar Alarms	45.34		API
110	400	1500	6212	Building Maintenance	3/31/2022	91006150	MTECH-ICON	HVAC PREVENTATIVE QTLY	2,788.50		API
110	450	2101	6212	Building Maintenance	3/31/2022	001		THE HOME DEPOT #0509 replacement	333.97		JV
110	110	1000	6150	Business Meals	3/31/2022	001		CHICK-FIL-A #0676 Board Meeting Meal 3-	81.50		JV
110	110	1000	6150	Business Meals	3/31/2022	001		H-E-B #373 Purchase sodas for Board	6.16		JV
110	110	1000	6150	Business Meals	3/31/2022	001		JASON'S DELI RRK 040 Board Meeting	135.18		JV
110	110	1000	6150	Business Meals	3/31/2022	001		SAMS CLUB #6188 CCAC Meeting Meal 3-	34.96		JV
110	250	1000	5204	Cab Fare / local transp	3/11/2022	WIRJUS-03112	JUSTIN WIRTH	REIMBURSEMENT-THRIFTY RENTAL CAR -	500.26		API
110	300	5214	4515	Camp Income	3/21/2022	4142154921		RecTrac revenue		120.00	CR
110	300	5214	4515	Camp Income	3/18/2022	4142154921		RecTrac revenue		6,900.00	CR
110	300	5214	4515	Camp Income	3/28/2022	4142154921		RecTrac revenue	330.00		CR
110	300	5214	4515	Camp Income	3/31/2022	4142154921		RecTrac revenue		315.00	CR
110	300	5214	4515	Camp Income	3/23/2022	4142154921		RecTrac revenue		30.00	CR
110	300	5219	4515	Camp Income	3/11/2022	4142154921		RecTrac revenue		25.00	CR
110	300	5219	4515	Camp Income	3/9/2022	4142154921		RecTrac revenue		45.00	CR
110	300	5219	4515	Camp Income	3/6/2022	4142154921		RecTrac revenue		50.00	CR
110	300	5219	4515	Camp Income	3/7/2022	4142154921		RecTrac revenue		210.00	CR
110	300	5235	4515	Camp Income	3/1/2022	4142154921		RecTrac revenue		9,706.00	CR
110	300	5252	4515	Camp Income	3/1/2022	4142154921		RecTrac revenue		525.00	CR
110	300	5264	4515	Camp Income	3/17/2022	4142154921		RecTrac revenue		1,310.00	CR
110	300	5264	4515	Camp Income	3/24/2022	4142154921		RecTrac revenue	110.00		CR
110	300	5264	4515	Camp Income	3/22/2022	4142154921		RecTrac revenue		270.00	CR
110	300	5264	4515	Camp Income	3/18/2022	4142154921		RecTrac revenue	395.00		CR
110	300	5264	4515	Camp Income	3/21/2022	4142154921		RecTrac revenue		270.00	CR
110	300	5264	4515	Camp Income	3/16/2022	4142154921		RecTrac revenue		675.00	CR
110	300	5264	4515	Camp Income	3/11/2022	4142154921		RecTrac revenue		165.00	CR
110	300	5264	4515	Camp Income	3/10/2022	4142154921		RecTrac revenue		1,650.00	CR
110	300	5264	4515	Camp Income	3/14/2022	4142154921		RecTrac revenue		950.00	CR
110	300	5264	4515	Camp Income	3/3/2022	4142154921		RecTrac revenue	110.00		CR
110	300	5264	4515	Camp Income	3/9/2022	4142154921		RecTrac revenue		630.00	CR
110	300	5264	4515	Camp Income	3/8/2022	4142154921		RecTrac revenue	110.00		CR
110	300	5264	4515	Camp Income	3/7/2022	4142154921		RecTrac revenue		620.00	CR
110	300	5265	4515	Camp Income	3/7/2022	4142154921		RecTrac revenue		310.00	CR
110	300	5265	4515	Camp Income	3/8/2022	4142154921		RecTrac revenue		675.00	CR

110	300	5265	4515	Camp Income	3/9/2022	4142154921		RecTrac revenue		300.00	CR
110	300	5265	4515	Camp Income	3/4/2022	4142154921		RecTrac revenue		135.00	CR
110	300	5265	4515	Camp Income	3/1/2022	4142154921		RecTrac revenue		135.00	CR
110	300	5265	4515	Camp Income	3/14/2022	4142154921		RecTrac revenue		310.00	CR
110	300	5265	4515	Camp Income	3/10/2022	4142154921		RecTrac revenue		165.00	CR
110	300	5265	4515	Camp Income	3/11/2022	4142154921		RecTrac revenue		610.00	CR
110	300	5265	4515	Camp Income	3/16/2022	4142154921		RecTrac revenue		5.00	CR
110	300	5265	4515	Camp Income	3/18/2022	4142154921		RecTrac revenue		81.00	CR
110	300	5265	4515	Camp Income	3/15/2022	4142154921		RecTrac revenue		135.00	CR
110	300	5214	4515	Camp Income	3/31/2022	1		March 2022 Revenue Deferral	7,035.00		JV
110	300	5219	4515	Camp Income	3/31/2022	001		Amortize November 2021 Revenue		25.00	JV
110	300	5219	4515	Camp Income	3/31/2022	001		Amortize December 2021 Revenue		70.00	JV
110	300	5219	4515	Camp Income	3/31/2022	001		Amortize February 2022 Revenue		120.00	JV
110	300	5219	4515	Camp Income	3/31/2022	007		Amortize August 2021 Revenue Deferral		200.00	JV
110	300	5219	4515	Camp Income	3/31/2022	007		Amortize September 2021 Revenue		75.00	JV
110	300	5219	4515	Camp Income	3/31/2022	1		Amortize January 2022 Revenue Deferral		250.00	JV
110	300	5235	4515	Camp Income	3/31/2022	007		Amortize August 2021 Revenue Deferral		612.00	JV
110	300	5264	4515	Camp Income	3/31/2022	1		March 2022 Revenue Deferral	5,815.00		JV
110	300	5265	4515	Camp Income	3/31/2022	001		Amortize November 2021 Revenue	135.00		JV
110	300	5265	4515	Camp Income	3/31/2022	001		Amortize October 2021 Revenue Deferral		135.00	JV
110	300	5265	4515	Camp Income	3/31/2022	001		Amortize February 2022 Revenue		5,015.00	JV
110	300	5265	4515	Camp Income	3/31/2022	007		Amortize August 2021 Revenue Deferral		270.00	JV
110	300	5265	4515	Camp Income	3/31/2022	007		Amortize September 2021 Revenue		135.00	JV
110	300	5265	4515	Camp Income	3/31/2022	1		Amortize January 2022 Revenue Deferral		920.00	JV
110	300	5266	4515	Camp Income	3/31/2022	1		CORRECT - Reduce Rev for Camp, double	45.00		JV
110	300	5266	4515	Camp Income	3/31/2022	1		REVERSE - Reduce Rev for Camp, double	45.00		JV
110	300	5266	4515	Camp Income	3/31/2022	1		Reduce Rev for Camp, double charged in		45.00	JV
110	200	1000	5901	Capital Expenditure - I	3/30/2022	10069668	HALFF ASSOCIATES INC.	P#038713.001 - HIGHLAND HORIZON	907.50		API
110	200	1000	5901	Capital Expenditure - I	3/17/2022	43179	MRB GROUP ENGINEERING, ARC	P#0226.20005.000:COMMUNITY PARK	555.00		API
110	400	1000	5902	Capital Expenditure -	3/8/2022	414294	SEC PLANNING LLC	Prj#180162.03 Community Garden	330.00		API
110	450	1000	5902	Capital Expenditure -	3/10/2022	APP#4	G CREEK CONSTRUCTION	P#20-603- Creekside Pool Deck Replace-	2,439.72		API
110	450	2102	5902	Capital Expenditure -	3/18/2022	43282	MRB GROUP ENGINEERING, ARC	P#0226.22002.000- CAT HALLOW POOL	2,658.18		API
110	525	1000	5902	Capital Expenditure -	3/14/2022	2740-1	POWER QUALITY ENGINEERING	Intake:electrical controls rehab -	22,690.00		API
110	525	1000	5902	Capital Expenditure -	3/1/2022	2767-1	POWER QUALITY ENGINEERING	Intake:electrical controls rehab - SCR Pack	6,136.00		API
110	525	1000	5902	Capital Expenditure -	3/11/2022	2771-1	POWER QUALITY ENGINEERING	Intake:electrical controls rehab - UPS 8kw	4,379.40		API
110	525	1000	5902	Capital Expenditure -	3/15/2022	90184582	CARRIER CORPORATION	Install iVu Pro 32 - new HVAC Software	12,335.00		API
110	550	1150	5902	Capital Expenditure -	3/1/2022	2022-0276	PUMP SOLUTIONS, INC	Vortex Pump - HH LS- Replacement	13,684.00		API
620	620	1130	5902	Capital Expenditure -	3/7/2022	321281-0003	ROCK ENGINEERING & TESTING	Zebra Mussel Control Project #321281	1,462.50		API
620	620	1130	5902	Capital Expenditure -	3/18/2022	43279	MRB GROUP ENGINEERING, ARC	P#0226.19003.000- ZEBRA MUSSEL	2,237.50		API
620	620	1130	5902	Capital Expenditure -	3/31/2022	43696	MRB GROUP ENGINEERING, ARC	P#0226.19003.000-ZEBRA MUSSEL	2,815.00		API
620	620	1130	5902	Capital Expenditure -	3/31/2022	BCMUD Zebra	CITY OF ROUND ROCK	Excel Construction App #5 period to	115,535.20		API
620	620	1130	5902	Capital Expenditure -	3/31/2022	Pay App4	EXCEL CONSTRUCTION SERVICES	PROJ: #0226.19003- ZEBRA MUSSEL	229,446.00		API
110	135	1000	5902	Capital Expenditure -	3/31/2022	001		Amazon Allocation - Mar Purchases	1,147.00		JV
110			1014	Cash - Benefits Accour	3/31/2022	001		OM Investment Interest - MAR 2022	0.43		JV
110			1014	Cash - Benefits Accour	3/25/2022	001		03/25/2022 - HSA District Contributions	161.94		JV
110			1014	Cash - Benefits Accour	3/25/2022	001		03/25/2022 - HSA EE Deductions Transfer	187.35		JV
110			1014	Cash - Benefits Accour	3/25/2022	001		03/25/2022 - FSA Deductions Transfer	699.14		JV
110			1014	Cash - Benefits Accour	3/11/2022	001		03/11/2022 - HSA District Contributions	161.94		JV
110			1014	Cash - Benefits Accour	3/11/2022	001		03/11/2022 - HSA EE Deductions Transfer	187.35		JV
110			1014	Cash - Benefits Accour	3/11/2022	001		03/11/2022 - FSA Deductions Transfer	699.14		JV

110	1014	Cash - Benefits Accour	3/31/2022	001		HSA Plan Funding to BPAS	698.58	JV
110	1014	Cash - Benefits Accour	3/31/2022	001		FSA Settle Debit Card Purchase Activity	123.48	JV
110	1014	Cash - Benefits Accour	3/31/2022	001		FSA Claim Reimbursement Activity	180.75	JV
110	1010	Cash - Operating	3/1/2022	092675	CITY OF ROUND ROCK	CAPITAL & FLOW CHARGE	70,350.38	APS
110	1010	Cash - Operating	3/1/2022	092676	PHILLIP SALAZAR	YOUTH VOLLEYBALL COORDINATOR-	50.00	APS
110	1010	Cash - Operating	3/1/2022	092676	PHILLIP SALAZAR	YOUTH VOLLEYBALL COORDINATOR-	50.00	APS
110	1010	Cash - Operating	3/4/2022	092677	OLIVIA ALEXANDER	YOUTH BBALL SCORE KEEPER 02/19/22	66.00	APS
110	1010	Cash - Operating	3/4/2022	092678	LANCE ANTHONY	YOUTH BBALL REFEREE 02/19/22	144.00	APS
110	1010	Cash - Operating	3/4/2022	092679	DONALD CARR	YOUTH BBALL REFEREE 02/19/22	96.00	APS
110	1010	Cash - Operating	3/4/2022	092680	FREDERICK DELOACH	YOUTH BBALL REFEREE 02/19/22	72.00	APS
110	1010	Cash - Operating	3/4/2022	092681	STEPHANIE JUMPER-THORNBUR	YOUTH BBALL REFEREE 02/19/22	173.00	APS
110	1010	Cash - Operating	3/4/2022	092682	DARRELL D. MCCANT	YOUTH BBALL REFEREE 02/19/22	72.00	APS
110	1010	Cash - Operating	3/4/2022	092683	RICHARD MCELROY	YOUTH BBALL REFEREE 02/19/22	96.00	APS
110	1010	Cash - Operating	3/4/2022	092684	LILY MARIE MOSS	YOUTH BBALL SCORE KEEPER 02/19/22	72.00	APS
110	1010	Cash - Operating	3/4/2022	092685	ERIC RADFORD	YOUTH BBALL REFEREE 02/19/22	173.00	APS
110	1010	Cash - Operating	3/4/2022	092686	KENT M ROBERSON	YOUTH BBALL REFEREE 02/19/22	144.00	APS
110	1010	Cash - Operating	3/4/2022	092687	ALTON R RANDOLPH JR	YOUTH BBALL REFEREE 02/19/22	96.00	APS
110	1010	Cash - Operating	3/4/2022	092688	KWAME THOMAS	YOUTH BBALL REFEREE 02/19/22	98.00	APS
110	1010	Cash - Operating	3/4/2022	092689	KAREN CONNESS		54.62	APS
110	1010	Cash - Operating	3/4/2022	092690	TINA LIM		56.88	APS
110	1010	Cash - Operating	3/4/2022	092691	AUSTIN LANDSCAPE SUPPLIES	Granite for all Trails, Limestone for	221.24	APS
110	1010	Cash - Operating	3/4/2022	092691	AUSTIN LANDSCAPE SUPPLIES	Play Ground Mulch Pepper Rock Zipline	424.42	APS
110	1010	Cash - Operating	3/4/2022	092692	ANCHOR-VENTANA GLASS	Replace Glass Board Room & Game Room	6,074.30	APS
110	1010	Cash - Operating	3/4/2022	092693	AMERICAN RED CROSS - HEALTH	Swim Class Sign-ups	975.00	APS
110	1010	Cash - Operating	3/4/2022	092694	AS AWARDS, INC.	Disc Golf Tournament Plaques	90.10	APS
110	1010	Cash - Operating	3/4/2022	092695	ATX ELITE HOOPS LLC	ATX Elite Hoops 01/30-02/20/22	609.00	APS
110	1010	Cash - Operating	3/4/2022	092696	AUTO ZONE, INC.	Security Vehicle Supplies	43.78	APS
110	1010	Cash - Operating	3/4/2022	092697	BARRIER FENCE SYSTEMS, LLC	Replace Fence @ Pepper Rock- Car	5,365.00	APS
110	1010	Cash - Operating	3/4/2022	092698	BUG MASTER EXTERMINATING,	PEST PREVENTION-POOLS	196.00	APS
110	1010	Cash - Operating	3/4/2022	092698	BUG MASTER EXTERMINATING,	Pest Prevention Rodent Station Install	150.00	APS
110	1010	Cash - Operating	3/4/2022	092698	BUG MASTER EXTERMINATING,	Pest Prevention Maintenance Yard	79.00	APS
110	1010	Cash - Operating	3/4/2022	092699	CHAMELEON INDUSTRIES, INC	235 GALLONS EARTH TEC QZ - COPPER @	4,206.50	APS
110	1010	Cash - Operating	3/4/2022	092700	CORE & MAIN LP	Meter Transmitter- PW Maintenance	570.00	APS
110	1010	Cash - Operating	3/4/2022	092701	DISCOUNT TIRE/AMERICA'S TIRE	Programs SUV #2003 New Tires &	233.35	APS
110	1010	Cash - Operating	3/4/2022	092702	DOG WASTE DEPOT	(6000) DOG WASTE BAGS	166.58	APS
110	1010	Cash - Operating	3/4/2022	092703	EXCEL CONSTRUCTION SERVICES	PROJ: #0226.19003- ZERBRA MUSSEL	63,306.89	APS
110	1010	Cash - Operating	3/4/2022	092704	GOPHER SPORT	(10) Eco Fit Mats for the Weight Room-	727.44	APS
110	1010	Cash - Operating	3/4/2022	092705	GRAVITY SYSTEMS INC.	50 HOURS @ PREPAID RATE	7,000.00	APS
110	1010	Cash - Operating	3/4/2022	092706	RACHEL HAGAN	Boot Reimbursement	125.00	APS
110	1010	Cash - Operating	3/4/2022	092707	KINDERDANCE	Kinderdance Classes 01/04-01/25/22	540.00	APS
110	1010	Cash - Operating	3/4/2022	092708	HORIZON DISTRIBUTORS INC.	Little Village Replacement Lights	695.17	APS
110	1010	Cash - Operating	3/4/2022	092708	HORIZON DISTRIBUTORS INC.	General Irrigation Repairs	443.06	APS
110	1010	Cash - Operating	3/4/2022	092709	JANITORS WAREHOUSE	ROLL TOWEL- RESTROOMS	26.87	APS
110	1010	Cash - Operating	3/4/2022	092709	JANITORS WAREHOUSE	Natural Roll Towels	107.48	APS
110	1010	Cash - Operating	3/4/2022	092709	JANITORS WAREHOUSE	(4 Gal) Disinfectant Cleaner Concentrate	63.46	APS
110	1010	Cash - Operating	3/4/2022	092710	NANCY LEAH RUSHEFSKY	Kid Fit Tennis Winter Classes 01/10-	4,000.00	APS
110	1010	Cash - Operating	3/4/2022	092711	CHRIS KIFER	Truck Supplies #1102- OReilly's	58.97	APS
110	1010	Cash - Operating	3/4/2022	092712	MOTOR MAN	Replace fuel pump/fuse kit, oil change	300.00	APS
110	1010	Cash - Operating	3/4/2022	092713	NEWTON NURSERIES AUSTIN	Flowers by Cat Hallow Main Sign	138.60	APS
110	1010	Cash - Operating	3/4/2022	092714	ROBERT HALF MANAGEMENT RI	S.WERNER-ACCT. ASST. SRV: WK ENDING	1,465.20	APS

110	1010	Cash - Operating	3/4/2022	092714	ROBERT HALF MANAGEMENT RI	S.WERNER-ACCT. ASST. SRV: WK ENDING		1,465.20	APS
110	1010	Cash - Operating	3/4/2022	092715	OIL CHANGERS	Annual Inspection Vehicle #1601		18.50	APS
110	1010	Cash - Operating	3/4/2022	092716	P & B PRINT	Parking Lot Banners- BCCC		2,520.00	APS
110	1010	Cash - Operating	3/4/2022	092716	P & B PRINT	Hiring Event Banners		160.00	APS
110	1010	Cash - Operating	3/4/2022	092717	PUMP SOLUTIONS, INC	Highland Horizon Liftstation Repair		330.00	APS
110	1010	Cash - Operating	3/4/2022	092718	DESTIN RAINEY	Boot Reimbursement		65.30	APS
110	1010	Cash - Operating	3/4/2022	092719	RON PERRIN WATER TECHNOLO	Annual Water Tower & Clearwell Tank		1,602.00	APS
110	1010	Cash - Operating	3/4/2022	092720	CITY OF ROUND ROCK-ENVIRON	BACTERIOLOGICAL TESTING JAN 2022		350.00	APS
110	1010	Cash - Operating	3/4/2022	092721	TECHLINE PIPE, L.P.	Liberty Walk Liftstation Bypass		2,684.83	APS
110	1010	Cash - Operating	3/4/2022	092722	TEX-CON OIL CO.	(1,000 Gal) Fill Diesel Fuel Tank		2,461.30	APS
110	1010	Cash - Operating	3/4/2022	092723	TEXAS DISPOSAL SYSTEMS, INC	Work order 6380363- Fishing Derby		292.19	APS
110	1010	Cash - Operating	3/4/2022	092724	TEXAS RECREATION & PARK SOC	R.Hagan TRAPS Membership Renewal		100.00	APS
110	1010	Cash - Operating	3/4/2022	092725	STAPLES CONTRACT & COMMEF	(2) Toner - Aquatics		170.54	APS
110	1010	Cash - Operating	3/4/2022	092725	STAPLES CONTRACT & COMMEF	3-Hole Punch - HR Dept		14.38	APS
110	1010	Cash - Operating	3/4/2022	092725	STAPLES CONTRACT & COMMEF	Brother Toner - HR Dept		42.40	APS
110	1010	Cash - Operating	3/4/2022	092725	STAPLES CONTRACT & COMMEF	2022 Wall Calendars - HR Dept		41.32	APS
110	1010	Cash - Operating	3/4/2022	092725	STAPLES CONTRACT & COMMEF	Monitor Stand; Scissors; Post It -		38.86	APS
110	1010	Cash - Operating	3/4/2022	092725	STAPLES CONTRACT & COMMEF	Dry Erase Board & Expo Markers -		55.59	APS
110	1010	Cash - Operating	3/4/2022	092725	STAPLES CONTRACT & COMMEF	Glue Dots - Records		32.19	APS
110	1010	Cash - Operating	3/4/2022	092725	STAPLES CONTRACT & COMMEF	Pencils; & Post It sticky Notes - Admin		36.31	APS
110	1010	Cash - Operating	3/4/2022	092725	STAPLES CONTRACT & COMMEF	5x8 Writing Pads - CS		11.86	APS
110	1010	Cash - Operating	3/4/2022	092725	STAPLES CONTRACT & COMMEF	Dish Detergent - Admin Kitchen		12.57	APS
110	1010	Cash - Operating	3/4/2022	092725	STAPLES CONTRACT & COMMEF	Message Stamp - Accounting		5.09	APS
110	1010	Cash - Operating	3/4/2022	092726	STAPLES CONTRACT & COMMEF	Tape - Admin Supply		10.89	APS
110	1010	Cash - Operating	3/4/2022	092726	STAPLES CONTRACT & COMMEF	Deposit Bags - CS		22.40	APS
110	1010	Cash - Operating	3/4/2022	092726	STAPLES CONTRACT & COMMEF	Packing Tape - Admin Supply		7.61	APS
110	1010	Cash - Operating	3/4/2022	092726	STAPLES CONTRACT & COMMEF	Heavy Duty Packing Tape - Admin Asst		19.80	APS
110	1010	Cash - Operating	3/4/2022	092726	STAPLES CONTRACT & COMMEF	Pre-ink stamps/Mouse/Lgl file		102.74	APS
110	1010	Cash - Operating	3/4/2022	092726	STAPLES CONTRACT & COMMEF	Toner - Parks & Rec Mgr		52.59	APS
110	1010	Cash - Operating	3/4/2022	092726	STAPLES CONTRACT & COMMEF	Expo Cleaner; Expo Cleaner Cloth - Parks		10.85	APS
110	1010	Cash - Operating	3/4/2022	092726	STAPLES CONTRACT & COMMEF	Sit-Stand Desk - Parks & Rec Mgr		210.99	APS
110	1010	Cash - Operating	3/4/2022	092726	STAPLES CONTRACT & COMMEF	Doorstoppers - CC		50.58	APS
110	1010	Cash - Operating	3/4/2022	092726	STAPLES CONTRACT & COMMEF	CREDIT - Deposit Bags - CS	22.40		APS
110	1010	Cash - Operating	3/4/2022	092726	STAPLES CONTRACT & COMMEF	(2) Scissors - CC		28.44	APS
110	1010	Cash - Operating	3/4/2022	092727	STAPLES CONTRACT & COMMEF	Stamp Pad - Child Play Supply		25.98	APS
110	1010	Cash - Operating	3/4/2022	092727	STAPLES CONTRACT & COMMEF	(2) Toner - Programs Printer		55.18	APS
110	1010	Cash - Operating	3/4/2022	092727	STAPLES CONTRACT & COMMEF	(4) Eyewash Refills - CC First Aid Supply		17.96	APS
110	1010	Cash - Operating	3/4/2022	092727	STAPLES CONTRACT & COMMEF	Markers;Color Paper;Construction Paper-		36.00	APS
110	1010	Cash - Operating	3/4/2022	092727	STAPLES CONTRACT & COMMEF	Color Paper - Child Play Supplies		7.37	APS
110	1010	Cash - Operating	3/4/2022	092728	TIME WARNER CABLE	4300 BRUSHY CREEK RD		249.24	APS
110	1010	Cash - Operating	3/4/2022	092729	VERIZON WIRELESS	CELL/DATA COVERAGE 01/07-02/06/22		905.64	APS
110	1010	Cash - Operating	3/4/2022	092730	AMAZON CAPITAL SERVICES	Amazon Purchases Feb 2022		7,867.88	APS
110	1010	Cash - Operating	3/4/2022	092731	JPMORGAN CHASE BANK, N.A.	Credit Card Purchases Feb 2022		14,597.93	APS
110	1010	Cash - Operating	3/4/2022	092732	PEDERNALES ELECTRIC	ELECTRICAL USAGE		16,749.03	APS
110	1010	Cash - Operating	3/4/2022	092733	WEX BANK	Feb 2022 Fuel		3,844.77	APS
110	1010	Cash - Operating	3/4/2022	092734	JUSTIN WIRTH	LGIT Academy Per Diem- 03/06-03/11/22		369.15	APS
110	1010	Cash - Operating	3/4/2022	092734	JUSTIN WIRTH	LGIT Academy Registration Fee		325.00	APS
110	1010	Cash - Operating	3/9/2022	092735	CHARTER COMMUNICATIONS H	8600 OCONNOR DR		149.98	APS
110	1010	Cash - Operating	3/9/2022	092736	CHARTER COMMUNICATIONS H	4203 PASADA LN		149.98	APS
110	1010	Cash - Operating	3/11/2022	092737	LANCE ANTHONY	YOUTH BBALL REFEREE 02/26/22		168.00	APS

110	1010	Cash - Operating	3/11/2022	092738	DONALD CARR	YOUTH BBALL REFEREE 02/26/22	72.00	APS
110	1010	Cash - Operating	3/11/2022	092739	PETER D CARR	Adult Volleyball Referee- 02/23/2022	50.00	APS
110	1010	Cash - Operating	3/11/2022	092740	FREDERICK DELOACH	YOUTH BBALL REFEREE 02/26/22	96.00	APS
110	1010	Cash - Operating	3/11/2022	092741	MICHAEL ASHAD DORSEY	Adult Basketball Referee- 02/24/2022	96.00	APS
110	1010	Cash - Operating	3/11/2022	092742	RAMIRO JESSE GONZALEZ	Youth BBall Score Keeper 02/26/22	68.00	APS
110	1010	Cash - Operating	3/11/2022	092743	FREDDIE C. JORDAN JR.	Adult Basketball Referee- 02/24/2022	96.00	APS
110	1010	Cash - Operating	3/11/2022	092744	STEPHANIE JUMPER-THORNBUR	YOUTH BBALL REFEREE 02/26/22	144.00	APS
110	1010	Cash - Operating	3/11/2022	092745	SCOTT H KINNEY	Adult Basketball Referee- 02/24/2022	96.00	APS
110	1010	Cash - Operating	3/11/2022	092746	RICHARD MCELROY	YOUTH BBALL REFEREE 02/26/22	120.00	APS
110	1010	Cash - Operating	3/11/2022	092747	LILY MARIE MOSS	Youth BBall Score Keeper 02/26/22	64.00	APS
110	1010	Cash - Operating	3/11/2022	092748	CECILIANA PENA	YOUTH BBALL SCORE KEEPER 02/26/22	40.00	APS
110	1010	Cash - Operating	3/11/2022	092749	ERIC RADFORD	YOUTH BBALL REFEREE 02/26/22	168.00	APS
110	1010	Cash - Operating	3/11/2022	092750	KENT M ROBERSON	YOUTH BBALL REFEREE 02/26/22	168.00	APS
110	1010	Cash - Operating	3/11/2022	092751	ALTON R RANDOLPH JR	YOUTH BBALL REFEREE 02/26/22	168.00	APS
110	1010	Cash - Operating	3/11/2022	092752	JADON SWEARINGEN	Youth Bball Score Keeper- 02/19/2022	56.00	APS
110	1010	Cash - Operating	3/11/2022	092753	KWAME THOMAS	YOUTH BBALL REFEREE 02/26/22	120.00	APS
110	1010	Cash - Operating	3/11/2022	092754	OSCAR TORRES	Adult Basketball Referee- 02/24/2022	96.00	APS
110	1010	Cash - Operating	3/11/2022	092755	BOBBY WHITE	Adult Volleyball Referee- 02/23/2022	40.00	APS
110	1010	Cash - Operating	3/11/2022	092756	AFFORDABLE SIGNS	Laminating Truck Decals- New Security	225.00	APS
110	1010	Cash - Operating	3/11/2022	092757	AMAZON WEB SERVICES	MONTHLY CHARGE FOR GLACIER BACK	105.59	APS
110	1010	Cash - Operating	3/11/2022	092758	AMERICAN PIZZA PARTNERS LP	2021 Fall Campout Pizza	243.00	APS
110	1010	Cash - Operating	3/11/2022	092758	AMERICAN PIZZA PARTNERS LP	Disc Golf Pizza (20)	222.00	APS
110	1010	Cash - Operating	3/11/2022	092759	AMERICAN RED CROSS - HEALTH	Adult & Pediatric First Aid/CPR/AED	315.00	APS
110	1010	Cash - Operating	3/11/2022	092760	BRUSHY CREEK VILLAGE HOA	Facility Rental Cancelation Refund	130.00	APS
110	1010	Cash - Operating	3/11/2022	092761	CATHERINE BRATEN	Cat Hollow Rental Deposit Refund - From	7.50	APS
110	1010	Cash - Operating	3/11/2022	092762	DIRECTTV LLC	Service Period 02/20/22- 03/19/22	206.99	APS
110	1010	Cash - Operating	3/11/2022	092763	FROST NATIONAL BANK	FROST CUSTODY CHARGES 02/01/22 -	52.33	APS
110	1010	Cash - Operating	3/11/2022	092764	GB AUTO SERVICE INC	Inspection Vehicle #107	61.59	APS
110	1010	Cash - Operating	3/11/2022	092764	GB AUTO SERVICE INC	State Safety Inspection- New Security	7.00	APS
110	1010	Cash - Operating	3/11/2022	092765	GRAVITY SYSTEMS INC.	Managed Network & Server	1,707.00	APS
110	1010	Cash - Operating	3/11/2022	092766	HALFF ASSOCIATES INC.	P#038713.001 - HIGHLAND HORIZON	1,082.50	APS
110	1010	Cash - Operating	3/11/2022	092767	ARMIDA MACIAS	Replenish Petty Cash- Disc Golf Donut	29.70	APS
110	1010	Cash - Operating	3/11/2022	092768	MCCALL GIBSON SWEDLUND BA	FY 2021 Audit Balance Due	12,750.00	APS
110	1010	Cash - Operating	3/11/2022	092769	MRB GROUP ENGINEERING, AR(	P#0226.22001.000- TRAIL GRANT APP-	5,400.00	APS
110	1010	Cash - Operating	3/11/2022	092769	MRB GROUP ENGINEERING, AR(	P#0226.16000.000- GENERAL ENG	1,630.00	APS
110	1010	Cash - Operating	3/11/2022	092769	MRB GROUP ENGINEERING, AR(	P#0226.21001.000- WATER OAKS DEV	95.00	APS
110	1010	Cash - Operating	3/11/2022	092769	MRB GROUP ENGINEERING, AR(	P#0226.21005.000- GO BRIDGE CONS OBS	2,285.00	APS
110	1010	Cash - Operating	3/11/2022	092769	MRB GROUP ENGINEERING, AR(	P#0226.21007.000- WATER SYSTEM	3,437.50	APS
110	1010	Cash - Operating	3/11/2022	092769	MRB GROUP ENGINEERING, AR(	P#0226.19003.000- ZEBRA MUSSEL	4,172.80	APS
110	1010	Cash - Operating	3/11/2022	092770	GRACE NOBLES	Mileage Reimbursement Feb 2022	18.14	APS
110	1010	Cash - Operating	3/11/2022	092771	ROBERT HALF MANAGEMENT RI	S.WERNER-ACCT. ASST. SRV: WK ENDING	1,465.20	APS
110	1010	Cash - Operating	3/11/2022	092772	ORIENTAL TRADING COMPANY,	Park Play days & Egg Hunt Supplies	1,334.41	APS
110	1010	Cash - Operating	3/11/2022	092773	JUDY OSBORN	EMPLOYMENT LAW- PROFFESSIONAL	8,150.00	APS
110	1010	Cash - Operating	3/11/2022	092774	PURCHASE POWER	Stamp Machine Refill- Admin Copy Room	500.00	APS
110	1010	Cash - Operating	3/11/2022	092775	ROUND ROCK FENCING CLUB	Fencing Classes 01/25-03/03/22	7,097.80	APS
110	1010	Cash - Operating	3/11/2022	092776	SAFESITE, INC	District Document Storage Service- Off-	449.50	APS
110	1010	Cash - Operating	3/11/2022	092777	TEXAS OFFICE PRODUCTS AND S	New Coffee Buffet Table & Bookcase-	1,162.00	APS
110	1010	Cash - Operating	3/11/2022	092778	WORKER'S ASSISTANCE PROGRA	Feb 2022 Employee Assistance Program	156.00	APS
110	1010	Cash - Operating	3/11/2022	092779	LAUREN WORSLEY	Mileage Reimbursement Feb 2022	32.76	APS
110	1010	Cash - Operating	3/11/2022	092780	YOURMEMBERSHIP.COM, INC	Job Posting: Water Facility Operator	299.00	APS

110	1010	Cash - Operating	3/11/2022	092780	YOURMEMBERSHIP.COM, INC	Job Posting: Utility Maint Tech		299.00	APS
110	1010	Cash - Operating	3/11/2022	092780	YOURMEMBERSHIP.COM, INC	Job Posting: Utility Systems Manager		449.00	APS
110	1010	Cash - Operating	3/11/2022	092780	YOURMEMBERSHIP.COM, INC	Job Posting: District Engineer		449.00	APS
110	1010	Cash - Operating	3/11/2022	092781	ZOGICS LLC	Disenfectant Gym Wips (24 Rolls)		744.66	APS
110	1010	Cash - Operating	3/11/2022	092782	AUSTIN 101 PROPERTIES			11.21	APS
110	1010	Cash - Operating	3/11/2022	092783	MARIA BUDESA			79.30	APS
110	1010	Cash - Operating	3/11/2022	092784	STEVE CHOU			48.56	APS
110	1010	Cash - Operating	3/11/2022	092785	ARY DJAJADI			46.30	APS
110	1010	Cash - Operating	3/11/2022	092786	BOAZ HECHT			30.76	APS
110	1010	Cash - Operating	3/11/2022	092787	ALEX HOBBS			31.56	APS
110	1010	Cash - Operating	3/11/2022	092788	JOY KERLIN			42.32	APS
110	1010	Cash - Operating	3/11/2022	092789	MARGARET LEE			58.39	APS
110	1010	Cash - Operating	3/11/2022	092790	LINDSAY MIKULLENCAK			27.14	APS
110	1010	Cash - Operating	3/11/2022	092791	THOMAS MUTTWILL			42.25	APS
110	1010	Cash - Operating	3/11/2022	092792	OFFERPAD LLC			17.99	APS
110	1010	Cash - Operating	3/11/2022	092793	OPENDOOR LABS INC			95.57	APS
110	1010	Cash - Operating	3/11/2022	092794	OPEN DOOR LABS INC			71.51	APS
110	1010	Cash - Operating	3/11/2022	092794	OPEN DOOR LABS INC			42.94	APS
110	1010	Cash - Operating	3/11/2022	092794	OPEN DOOR LABS INC			70.16	APS
110	1010	Cash - Operating	3/11/2022	092794	OPEN DOOR LABS INC			63.92	APS
110	1010	Cash - Operating	3/11/2022	092794	OPEN DOOR LABS INC			64.84	APS
110	1010	Cash - Operating	3/11/2022	092794	OPEN DOOR LABS INC			63.92	APS
110	1010	Cash - Operating	3/11/2022	092795	KUNAL TECKCHANDANI			36.53	APS
110	1010	Cash - Operating	3/11/2022	092796	VELLANKI VAMSIKRISHNA			36.08	APS
110	1010	Cash - Operating	3/11/2022	092797	BENJAMIN VREELAND			24.33	APS
110	1010	Cash - Operating	3/11/2022	092798	T G YAMRON			52.54	APS
110	1010	Cash - Operating	3/11/2022	092799	LESLIE'S SWIMMING POOL SUPP	Replacement Creekside Diving Board		2,669.99	APS
110	1010	Cash - Operating	3/11/2022	092799	LESLIE'S SWIMMING POOL SUPP	2015 CM Payment from Chk #068404	236.56		APS
110	1010	Cash - Operating	3/9/2022	092800	AT&T	Telephone Services- Feb 2022		2,393.12	APS
110	1010	Cash - Operating	3/10/2022	092801	THOMAS GRAPHICS, INC	Mail out Town Hall Post Card- Postage		1,389.50	APS
110	1010	Cash - Operating	3/16/2022	092802	BRAZOS RIVER AUTHORITY	RAW WATER		48,405.05	APS
110	1010	Cash - Operating	3/16/2022	092803	CHARTER COMMUNICATIONS H	901 GREAT OAKS		49.99	APS
110	1010	Cash - Operating	3/16/2022	092804	CHARTER COMMUNICATIONS H	16318 S. GREAT OAKS DR-FIBER SRV		1,482.74	APS
110	1010	Cash - Operating	3/16/2022	092805	CHARTER COMMUNICATIONS H	416 HIGHLAND HORIZON		149.98	APS
110	1010	Cash - Operating	3/16/2022	092806	MICROIX, INC.	Workflow Requistion Module & Time		3,150.00	APS
110	1010	Cash - Operating	3/16/2022	092806	MICROIX, INC.	Addition of iFace timeclocks and Micriox		7,465.25	APS
110	1010	Cash - Operating	3/16/2022	092807	VERIZON COMMUNICATIONS IN	MONTHLY CHARGES FOR IP FLEX ACCESS,		639.91	APS
110	1010	Cash - Operating	3/18/2022	092808	AFFORDABLE SIGNS	Stickers for Locks, Meters, and other		825.00	APS
110	1010	Cash - Operating	3/18/2022	092809	AS AWARDS, INC.	Trophies & Awards for MUDRun, 4th of		269.54	APS
110	1010	Cash - Operating	3/18/2022	092810	GREATER AUSTIN BADMINTON /	Youth Badminton Classes 01/09-03/06/22		1,073.98	APS
110	1010	Cash - Operating	3/18/2022	092811	BLUE LOTUS MARTIAL ARTS LLC	Taekwondo Classes January 2022		2,316.98	APS
110	1010	Cash - Operating	3/18/2022	092812	CAPITOL CITY JANITORIAL, INC.	FEB 2022 - JANITORIAL-WTF		180.00	APS
110	1010	Cash - Operating	3/18/2022	092813	CDW GOVERNMENT, INC.	ENT E3 STANDARD MTHY OFFICE 365		1,150.00	APS
110	1010	Cash - Operating	3/18/2022	092813	CDW GOVERNMENT, INC.	EXCHANGE ONLINE PLAN 2 /OFFICE 365		315.00	APS
110	1010	Cash - Operating	3/18/2022	092813	CDW GOVERNMENT, INC.	EXCHANGE ONLINE PLAN 2 /OFFICE 365		720.00	APS
110	1010	Cash - Operating	3/18/2022	092814	CINTAS CORPORATION #86	Ultra Cleaning- Locker Rooms		369.24	APS
110	1010	Cash - Operating	3/18/2022	092815	CP&Y INC.	GIS Stormwater Mapping		2,978.25	APS
110	1010	Cash - Operating	3/18/2022	092816	DATAPROSE, LLC	April 2022 Newsletter		459.06	APS
110	1010	Cash - Operating	3/18/2022	092816	DATAPROSE, LLC	Bill Package- Production, Postage:		2,689.95	APS
110	1010	Cash - Operating	3/18/2022	092817	DOG WASTE DEPOT	(400) Depot Can Liners		139.88	APS

110	1010	Cash - Operating	3/18/2022	092817	DOG WASTE DEPOT	(6000) Dog Waste Bags & (200) Can Liners	530.58	APS
110	1010	Cash - Operating	3/18/2022	092818	FLEX CORP/BPAS	JAN 2022 PARTICIPATION FEE-FSA	146.00	APS
110	1010	Cash - Operating	3/18/2022	092819	GOMEZ FLOOR COVERING, INC.	Repair Vinyl Flooring in BCCC	1,040.00	APS
110	1010	Cash - Operating	3/18/2022	092820	KINDERDANCE	Kinderdance Classes 02/1-02/26/22	612.00	APS
110	1010	Cash - Operating	3/18/2022	092821	IVR TECHNOLOGY GROUP, INC.	Monthly System Phone Hosting- Feb 2022	123.51	APS
110	1010	Cash - Operating	3/18/2022	092822	JANITORS WAREHOUSE	Cleaning Supplies	1,191.13	APS
110	1010	Cash - Operating	3/18/2022	092823	LARRY LERMA	Weight Room Organization Needs- Home	66.87	APS
110	1010	Cash - Operating	3/18/2022	092824	LIQUIDITY SERVICES OPERATION	Auction Fees Feb 22- Sale of Surplus	15.00	APS
110	1010	Cash - Operating	3/18/2022	092825	MACAULAY CONTROLS COMPAI	Replacement Parts for Cl2 Feed Pumps	1,412.36	APS
110	1010	Cash - Operating	3/18/2022	092826	ROBERT MARCHBANKS	Interim CFO Task Order 1-3 Service Week-	6,857.50	APS
110	1010	Cash - Operating	3/18/2022	092827	MEAN GREEN CARPET CLEANIN(	DEEP CLEAN POOLS & PARKS	1,350.00	APS
110	1010	Cash - Operating	3/18/2022	092828	MORSCO SUPPLY, LLC	Toliet Repair BCC Park Restrooms	8.29	APS
110	1010	Cash - Operating	3/18/2022	092829	MRB GROUP ENGINEERING, AR(	P#0226.21006.000- DEV OF LINE CROSS	2,520.00	APS
110	1010	Cash - Operating	3/18/2022	092829	MRB GROUP ENGINEERING, AR(	P#0226.20005.000:COMMUNITY PARK	3,422.50	APS
110	1010	Cash - Operating	3/18/2022	092830	MUTUAL OF OMAHA	LIFE & DISABILITY INSURANCE- MARCH	2,217.36	APS
110	1010	Cash - Operating	3/18/2022	092831	NETRONIX INTEGRATION, INC.	1ST QTR ALARM MONITORING FEE -	89.85	APS
110	1010	Cash - Operating	3/18/2022	092831	NETRONIX INTEGRATION, INC.	1ST QTR ALARM MONITORING WATER	89.85	APS
110	1010	Cash - Operating	3/18/2022	092832	ROBERT HALF MANAGEMENT RI	S.WERNER-ACCT. ASST. SRV: WK ENDING	1,465.20	APS
110	1010	Cash - Operating	3/18/2022	092833	LINA OMEIS	Lebanese Cooking Classes Feb 2022	460.51	APS
110	1010	Cash - Operating	3/18/2022	092834	PAUL ORTEGA	Boot Reimbursement	69.97	APS
110	1010	Cash - Operating	3/18/2022	092835	P & B PRINT	Business Cards for Glenda Bills- HR	48.00	APS
110	1010	Cash - Operating	3/18/2022	092836	POOLSURE	MONTHLY CHEMICAL MANAGEMENT	3,235.05	APS
110	1010	Cash - Operating	3/18/2022	092837	PRINCIPAL LIFE COMPANY	Feb 2022 Dental Insurance Adjustment	32.72	APS
110	1010	Cash - Operating	3/18/2022	092838	QSCEND TECHNOLOGIES, INC	WEBSITE-DATABASE HSTNG/DDOS	2,100.00	APS
110	1010	Cash - Operating	3/18/2022	092839	QUEST DIAGNOSTICS CLINICAL L	PRE-EMPLOYMENT DRUG TESTING	260.00	APS
110	1010	Cash - Operating	3/18/2022	092840	ROCK ENGINEERING & TESTING	Zebra Mussel Control Project #321281	1,462.50	APS
110	1010	Cash - Operating	3/18/2022	092841	ROUND ROCK ISD	After School Program& Vacation Day	1,004.08	APS
110	1010	Cash - Operating	3/18/2022	092842	SEC PLANNING LLC	Prj#180162.03 Community Garden	330.00	APS
110	1010	Cash - Operating	3/18/2022	092843	ERIC SLAVIN	Guitar Lessons 02/01-02/24/22	1,155.00	APS
110	1010	Cash - Operating	3/18/2022	092844	TEXAS811	Feb 22- Underground Utilities Notices	134.90	APS
110	1010	Cash - Operating	3/18/2022	092845	TEXAS DISPOSAL SYSTEMS, INC	FEB 2022 DISTRICT GARBAGE PICK UP	97,745.56	APS
110	1010	Cash - Operating	3/18/2022	092846	TML HEALTH BENEFITS POOL	HEALTH INSURANCE PREMIUMS- MARCH	40,177.60	APS
110	1010	Cash - Operating	3/18/2022	092847	TML INTERGOVERNMENTAL RISI	Contract 2791 03/01/22	19,937.40	APS
110	1010	Cash - Operating	3/18/2022	092848	UNIFIRST HOLDINGS, INC.	FLOOR MATS& CLEANING SUPPLIES	95.96	APS
110	1010	Cash - Operating	3/18/2022	092848	UNIFIRST HOLDINGS, INC.	FLOOR MATS& CLEANING SUPPLIES	95.96	APS
110	1010	Cash - Operating	3/18/2022	092849	WAGEWORKS	FEB 2022-COBRA ADMINISTRATION FEE	100.00	APS
110	1010	Cash - Operating	3/18/2022	092850	WILLIAMSON CENTRAL APPRAIS	2ND QTRLY TAX COLLECTION FEES -	1,100.75	APS
110	1010	Cash - Operating	3/18/2022	092850	WILLIAMSON CENTRAL APPRAIS	2ND QTRLY TAX COLLECTION FEES	14,384.00	APS
110	1010	Cash - Operating	3/18/2022	092851	WADE WINNETT	Boot Reimbursement	114.95	APS
110	1010	Cash - Operating	3/18/2022	092852	XEROX FINANCIAL SERVICES LLC	LEASE BASE CHARGE FOR ALL (4) COPIERS	895.00	APS
110	1010	Cash - Operating	3/18/2022	092853	RICHARD ANDIS	Adult Basketball Referee- 03.03.2022	96.00	APS
110	1010	Cash - Operating	3/18/2022	092853	RICHARD ANDIS	Adult BBall Referee- 03.10.2022	72.00	APS
110	1010	Cash - Operating	3/18/2022	092854	PETER D CARR	ADULT VOLLEYBALL COORDINATOR	10.00	APS
110	1010	Cash - Operating	3/18/2022	092854	PETER D CARR	Adult Volleyball Referee- 03.09.2022	60.00	APS
110	1010	Cash - Operating	3/18/2022	092854	PETER D CARR	Adult Volleyball Coordinator- 03.09.2022	15.00	APS
110	1010	Cash - Operating	3/18/2022	092854	PETER D CARR	ADULT VOLLEYBALL REFEREE 03/2/2022	40.00	APS
110	1010	Cash - Operating	3/18/2022	092855	SCOTT H KINNEY	Adult Basketball Referee- 03.03.2022	96.00	APS
110	1010	Cash - Operating	3/18/2022	092855	SCOTT H KINNEY	Adult BBall Referee- 03.10.2022	72.00	APS
110	1010	Cash - Operating	3/18/2022	092856	JASON SPRINGFIELD	Adult BBall Referee- 03.10.2022	72.00	APS
110	1010	Cash - Operating	3/18/2022	092856	JASON SPRINGFIELD	Adult BBall Coordinator-02/10, 2/17,	190.00	APS

110	1010	Cash - Operating	3/18/2022	092857	NIKITA VOELKER	YOUTH BBALL REFEREE 02/26/22	120.00	APS
110	1010	Cash - Operating	3/18/2022	092858	BOBBY WHITE	ADULT VOLLEYBALL REFEREE 03/2/2022	40.00	APS
110	1010	Cash - Operating	3/18/2022	092858	BOBBY WHITE	Adult Volleyball Referee- 03.09.2022	60.00	APS
110	1010	Cash - Operating	3/18/2022	092859	RUSSELL A. WIGHT	Adult Basketball Referee- 03.03.2022	96.00	APS
110	1010	Cash - Operating	3/18/2022	092860	DONALD WILLIAMS	YOUTH BBALL REFEREE 02/26/22	96.00	APS
110	1010	Cash - Operating	3/18/2022	092861	JOANNE DIECKMAN		20.13	APS
110	1010	Cash - Operating	3/18/2022	092862	ROBERT/CAROLYN BERRY		21.90	APS
110	1010	Cash - Operating	3/18/2022	092863	TALON HELMER		92.25	APS
110	1010	Cash - Operating	3/18/2022	092864	JOHN KING CONSTRUCTION		70.54	APS
110	1010	Cash - Operating	3/18/2022	092865	KWANG-MING KWEE		17.29	APS
110	1010	Cash - Operating	3/18/2022	092866	HIMANSHU MADHANI		7.59	APS
110	1010	Cash - Operating	3/18/2022	092867	CARRI MOORE		33.82	APS
110	1010	Cash - Operating	3/18/2022	092868	RAJANI NAINI		83.92	APS
110	1010	Cash - Operating	3/18/2022	092869	RUSLAN NURULLAEV		26.07	APS
110	1010	Cash - Operating	3/18/2022	092870	OPENDOOR LABS, INC		54.80	APS
110	1010	Cash - Operating	3/18/2022	092871	WILLIAM PORTER		13.01	APS
110	1010	Cash - Operating	3/18/2022	092872	HARIGOVIND RAMASAMY		13.75	APS
110	1010	Cash - Operating	3/18/2022	092873	BRIAN RAY		4.42	APS
110	1010	Cash - Operating	3/18/2022	092874	MATTHEW SEVER		79.59	APS
110	1010	Cash - Operating	3/25/2022	092875	AFLAC	Feb 22 INSURANCE	1,049.36	APS
110	1010	Cash - Operating	3/25/2022	092876	AQUATIC FEATURES, INC	Monthly Maintenance on Ponds- Feb	2,721.33	APS
110	1010	Cash - Operating	3/25/2022	092877	ARMIDA MACIAS	Petty Cash- Till for New CSR- C.Chew	150.00	APS
110	1010	Cash - Operating	3/25/2022	092878	SOCK HOP INFLATABLES	MUD Run Inflatables- 04.02.2022	1,168.00	APS
110	1010	Cash - Operating	3/23/2022	092879	CAVALLO ENERGY TEXAS LLC	CAVALLO ENERGY USAGE	23,830.41	APS
110	1010	Cash - Operating	3/23/2022	092880	CITY OF ROUND ROCK - UTILITY	DRAINAGE FEE - NOV 2021	8.92	APS
110	1010	Cash - Operating	3/23/2022	092881	VERIZON WIRELESS	CELL/DATA COVERAGE 02/06-03/06/22	946.68	APS
110	1010	Cash - Operating	3/25/2022	092882	PETER D CARR	Adult Volleyball Referee- 02.14.2022	60.00	APS
110	1010	Cash - Operating	3/25/2022	092882	PETER D CARR	Adult Volleyball Coordinator- 02.14.2022	15.00	APS
110	1010	Cash - Operating	3/25/2022	092882	PETER D CARR	Adult Volleyball Coordinator- 02.21.2022	10.00	APS
110	1010	Cash - Operating	3/25/2022	092882	PETER D CARR	Adult Volleyball Referee- 02.21.2022	40.00	APS
110	1010	Cash - Operating	3/25/2022	092883	PHIL HENDERSON	Youth Volleyball Coordinator- 02.19 &	150.00	APS
110	1010	Cash - Operating	3/25/2022	092884	ABILA INC.	Purchase Abila / MIP Encumbrance	914.21	APS
110	1010	Cash - Operating	3/25/2022	092885	AUSTIN SCREEN PRINTING, L.P.	Team Member T-Shirts	917.11	APS
110	1010	Cash - Operating	3/25/2022	092886	ECO SYSTEMS LANDSCAPE SERV	FEB 2022-MONTHLY LANDSCAPING	37,708.01	APS
110	1010	Cash - Operating	3/25/2022	092887	FLEX CORP/BPAS	FEB 2022 PARTICIPATION FEE-FSA	146.00	APS
110	1010	Cash - Operating	3/25/2022	092888	MACAULAY CONTROLS COMPAN	Replacement Bleach Pump for WTP- M3	4,700.00	APS
110	1010	Cash - Operating	3/25/2022	092889	McLEAN & HOWARD, L.L.P.	FEB. 2022 ATTORNEY FEES-	15,380.00	APS
110	1010	Cash - Operating	3/25/2022	092890	MCLIFF COFFEE + VENDING	Coffee Supplies	667.57	APS
110	1010	Cash - Operating	3/25/2022	092890	MCLIFF COFFEE + VENDING	Coffee Supplies	721.72	APS
110	1010	Cash - Operating	3/25/2022	092890	MCLIFF COFFEE + VENDING	Coffee Supplies	764.93	APS
110	1010	Cash - Operating	3/25/2022	092890	MCLIFF COFFEE + VENDING	Coffee Supplies	327.98	APS
110	1010	Cash - Operating	3/25/2022	092890	MCLIFF COFFEE + VENDING	Coffee Supplies	822.40	APS
110	1010	Cash - Operating	3/25/2022	092890	MCLIFF COFFEE + VENDING	Coffee Supplies	153.27	APS
110	1010	Cash - Operating	3/25/2022	092890	MCLIFF COFFEE + VENDING	Coffee Supplies	439.77	APS
110	1010	Cash - Operating	3/25/2022	092891	ORIENTAL TRADING COMPANY,	Father/Son Event Supplies	23.91	APS
110	1010	Cash - Operating	3/25/2022	092892	THOMAS GRAPHICS, INC	Town Hall Meeting Postcards	1,389.94	APS
110	1010	Cash - Operating	3/25/2022	092893	TEXAS WINDOW CLEANING	INSIDE & OUTSIDE CLEANING OF CC	315.00	APS
110	1010	Cash - Operating	3/25/2022	092894	STAPLES CONTRACT & COMMER	Posterboard; Index cards; stickies -	16.69	APS
110	1010	Cash - Operating	3/25/2022	092894	STAPLES CONTRACT & COMMER	Metal Letters - Member Services	15.58	APS
110	1010	Cash - Operating	3/25/2022	092894	STAPLES CONTRACT & COMMER	Gold Foil stickers - Child Play	5.19	APS

110	1010	Cash - Operating	3/25/2022	092894	STAPLES CONTRACT & COMMER	Monitor Stand & Mouse - Accounting		54.77	APS
110	1010	Cash - Operating	3/25/2022	092894	STAPLES CONTRACT & COMMER	Handheld Sprayer Kit - Sports/Fitness		195.70	APS
110	1010	Cash - Operating	3/25/2022	092894	STAPLES CONTRACT & COMMER	Toners - Sports/Fitness		53.98	APS
110	1010	Cash - Operating	3/25/2022	092894	STAPLES CONTRACT & COMMER	Lens Cleaning Cloths - Sports/Fitness		37.50	APS
110	1010	Cash - Operating	3/25/2022	092894	STAPLES CONTRACT & COMMER	Cubicle Slide name plate - CS		6.83	APS
110	1010	Cash - Operating	3/25/2022	092895	STAPLES CONTRACT & COMMER	(2) Record Boxes - Records		95.46	APS
110	1010	Cash - Operating	3/25/2022	092895	STAPLES CONTRACT & COMMER	Post it; File pocket folders; clips - Admin		58.22	APS
110	1010	Cash - Operating	3/25/2022	092895	STAPLES CONTRACT & COMMER	Box Markers - Records		36.99	APS
110	1010	Cash - Operating	3/25/2022	092895	STAPLES CONTRACT & COMMER	Calculator;Keyboard;Notebooks;Headsets		62.57	APS
110	1010	Cash - Operating	3/25/2022	092895	STAPLES CONTRACT & COMMER	Coffee filters - CC		46.75	APS
110	1010	Cash - Operating	3/25/2022	092895	STAPLES CONTRACT & COMMER	Markers;Dryerase;eraser;pushpins;crayon		154.23	APS
110	1010	Cash - Operating	3/25/2022	092895	STAPLES CONTRACT & COMMER	Cork Board - CC Supervisor Office		72.59	APS
110	1010	Cash - Operating	3/25/2022	092895	STAPLES CONTRACT & COMMER	Binders; Toilet cleaner&brush; cotton		36.23	APS
110	1010	Cash - Operating	3/25/2022	092896	BRANDON THOMAS CANTU	Feb 2022 Community Center & Safety		1,320.00	APS
110	1010	Cash - Operating	3/25/2022	092897	RICKEY COLLEY	Feb 2022 Bike Patrol		605.00	APS
110	1010	Cash - Operating	3/25/2022	092898	CALEB GARZA	Feb 2022 Community Center & Traffic		1,100.00	APS
110	1010	Cash - Operating	3/25/2022	092898	CALEB GARZA	PARC Meeting Security- 02/07/2022		150.00	APS
110	1010	Cash - Operating	3/25/2022	092899	MARCO A GOMEZ	Feb 2022 Community Center & Safety		550.00	APS
110	1010	Cash - Operating	3/25/2022	092900	JOHNNY S GUERRA	Feb 2022 Community Center & Safety		990.00	APS
110	1010	Cash - Operating	3/25/2022	092901	NATHAN HENDERSON	Feb 2022 Safety Patrol		275.00	APS
110	1010	Cash - Operating	3/25/2022	092902	DANIEL L HIPPERT	Feb 2022 Community Center		330.00	APS
110	1010	Cash - Operating	3/25/2022	092903	JONATHON HODGKISS	Feb 2022 Community Center & Traffic		577.50	APS
110	1010	Cash - Operating	3/25/2022	092903	JONATHON HODGKISS	Board Meeting Security- 02/24/2022		200.00	APS
110	1010	Cash - Operating	3/25/2022	092904	JONATHAN HUDASH	Feb 2022 Safety Patrol		825.00	APS
110	1010	Cash - Operating	3/25/2022	092905	CHAD GARRETT LAWRENCE	Feb 2022 Safety Patrol		550.00	APS
110	1010	Cash - Operating	3/25/2022	092906	SILVANA E. STOKE	Feb 2022 Community Center & Safety		495.00	APS
110	1010	Cash - Operating	3/25/2022	092906	SILVANA E. STOKE	Board Meeting Security- 02/10/2022		200.00	APS
110	1010	Cash - Operating	3/24/2022	092907	DARSHAN VARTAK	Reservation #22098 Deposit Refund		17.50	APS
110	1010	Cash - Operating	3/28/2022	092908	ATMOS ENERGY	16318 GREAT OAKS DRIVE		922.72	APS
110	1010	Cash - Operating	3/28/2022	092909	ATMOS ENERGY	901 GREAT OAKS		126.94	APS
110	1010	Cash - Operating	3/9/2022	4142154921		RecTrac offset	8,266.75		CR
110	1010	Cash - Operating	3/8/2022	4142154921		RecTrac offset	9,278.75		CR
110	1010	Cash - Operating	3/7/2022	4142154921		RecTrac offset	11,784.13		CR
110	1010	Cash - Operating	3/6/2022	4142154921		RecTrac offset	960.00		CR
110	1010	Cash - Operating	3/5/2022	4142154921		RecTrac offset	1,978.00		CR
110	1010	Cash - Operating	3/5/2022	4142154921		RecTrac offset	1,978.00		CR
110	1010	Cash - Operating	3/4/2022	4142154921		RecTrac offset	8,764.75		CR
110	1010	Cash - Operating	3/3/2022	4142154921		RecTrac offset	5,551.46		CR
110	1010	Cash - Operating	3/1/2022	4142154921		RecTrac offset	20,553.64		CR
110	1010	Cash - Operating	3/2/2022	4142154921		RecTrac offset	10,459.25		CR
110	1010	Cash - Operating	3/10/2022	4142154921		RecTrac offset	11,390.02		CR
110	1010	Cash - Operating	3/13/2022	4142154921		RecTrac offset	1,017.00		CR
110	1010	Cash - Operating	3/12/2022	4142154921		RecTrac offset	1,253.00		CR
110	1010	Cash - Operating	3/14/2022	4142154921		RecTrac offset	8,114.00		CR
110	1010	Cash - Operating	3/11/2022	4142154921		RecTrac offset	3,006.76		CR
110	1010	Cash - Operating	3/16/2022	4142154921		RecTrac offset	8,492.39		CR
110	1010	Cash - Operating	3/15/2022	4142154921		RecTrac offset	10,870.75		CR
110	1010	Cash - Operating	3/22/2022	4142154921		RecTrac offset	7,056.00		CR
110	1010	Cash - Operating	3/20/2022	4142154921		RecTrac offset	1,748.00		CR
110	1010	Cash - Operating	3/19/2022	4142154921		RecTrac offset	3,038.50		CR

110			1010	Cash - Operating	3/21/2022	4142154921		RecTrac offset	9,321.33		CR
110			1010	Cash - Operating	3/18/2022	4142154921		RecTrac offset		1,222.86	CR
110			1010	Cash - Operating	3/17/2022	4142154921		RecTrac offset	4,891.50		CR
110			1010	Cash - Operating	3/24/2022	4142154921		RecTrac offset	5,418.17		CR
110			1010	Cash - Operating	3/27/2022	4142154921		RecTrac offset	632.00		CR
110			1010	Cash - Operating	3/26/2022	4142154921		RecTrac offset	1,595.00		CR
110			1010	Cash - Operating	3/28/2022	4142154921		RecTrac offset	10,032.30		CR
110			1010	Cash - Operating	3/25/2022	4142154921		RecTrac offset	5,080.75		CR
110			1010	Cash - Operating	3/30/2022	4142154921		RecTrac offset	14,484.58		CR
110			1010	Cash - Operating	3/29/2022	4142154921		RecTrac offset	24,145.00		CR
110			1010	Cash - Operating	3/23/2022	4142154921		RecTrac offset	5,255.50		CR
110			1010	Cash - Operating	3/31/2022	4142154921		RecTrac offset	9,134.51		CR
110			1010	Cash - Operating	3/1/2022	MISC030122	GRAINGER	OVER PAYMENT CK-86486/CR MEMO	1,080.60		CR
110			1010	Cash - Operating	3/2/2022	MISC030222	AT&T	LEASE INCOME-CCATT	1,292.75		CR
110			1010	Cash - Operating	3/7/2022	MISC0307202	CITY OF GEORGETOWN-CHISOLI	CTUSD-RAW WATER SALES	5,123.50		CR
110			1010	Cash - Operating	3/9/2022	MISC0309202	GATTILAND	REFUND FOR T.DURATE/B. REDMOND	343.22		CR
110			1010	Cash - Operating	3/10/2022	MISC0310202	ATX ELITE HOOPS	FEB OUTDOOR COURTS 10%	72.00		CR
110			1010	Cash - Operating	3/14/2022	MISC0314202	AUSTIN LANDMARK PROPERTY S	RENT-MARCH 2022	1,603.00		CR
110			1010	Cash - Operating	3/17/2022	MISC031722	WAGEWORKS	FEB-COBRA: C. PETTIT	79.03		CR
110			1010	Cash - Operating	3/17/2022	MISC031722-1	MERCHANTS AND PROFESSIONA	MAR. 22 MISC RECEIPTS	228.68		CR
110			1010	Cash - Operating	3/22/2022	MISC032222	STAPLES	Buy Board Annual Rebate	141.21		CR
110			1010	Cash - Operating	3/23/2022	MISC032322	AQUA TEXAS, INC.	AQUA WHOLESALE WATER	9,290.40		CR
110	000	0000	1010	Cash - Operating	3/1/2022	89257		Cash Receipts	6,356.74		CR
110	000	0000	1010	Cash - Operating	3/2/2022	89263		Cash Receipts	9,828.98		CR
110	000	0000	1010	Cash - Operating	3/3/2022	89271		Cash Receipts	9,242.69		CR
110	000	0000	1010	Cash - Operating	3/3/2022	89273		Cash Receipts		57.68	CR
110	000	0000	1010	Cash - Operating	3/4/2022	89280		Cash Receipts	10,919.38		CR
110	000	0000	1010	Cash - Operating	3/5/2022	89281		Cash Receipts	1,541.07		CR
110	000	0000	1010	Cash - Operating	3/6/2022	89283		Cash Receipts	1,030.58		CR
110	000	0000	1010	Cash - Operating	3/7/2022	89292		Cash Receipts	13,807.11		CR
110	000	0000	1010	Cash - Operating	3/8/2022	89306		Cash Receipts	8,584.86		CR
110	000	0000	1010	Cash - Operating	3/9/2022	89310		Cash Receipts	11,105.20		CR
110	000	0000	1010	Cash - Operating	3/10/2022	89319		Cash Receipts	8,649.97		CR
110	000	0000	1010	Cash - Operating	3/11/2022	89322		Cash Receipts	10,958.86		CR
110	000	0000	1010	Cash - Operating	3/12/2022	89323		Cash Receipts	1,488.56		CR
110	000	0000	1010	Cash - Operating	3/13/2022	89324		Cash Receipts	330.20		CR
110	000	0000	1010	Cash - Operating	3/14/2022	89326		Cash Receipts	14,097.82		CR
110	000	0000	1010	Cash - Operating	3/15/2022	89330		Cash Receipts	7,952.21		CR
110	000	0000	1010	Cash - Operating	3/16/2022	89332		Cash Receipts		150.00	CR
110	000	0000	1010	Cash - Operating	3/16/2022	89334		Cash Receipts	7,106.86		CR
110	000	0000	1010	Cash - Operating	3/17/2022	89340		Cash Receipts	29,349.69		CR
110	000	0000	1010	Cash - Operating	3/18/2022	89347		Cash Receipts	169,840.98		CR
110	000	0000	1010	Cash - Operating	3/19/2022	89348		Cash Receipts	1,777.21		CR
110	000	0000	1010	Cash - Operating	3/21/2022	89353		Cash Receipts	25,168.99		CR
110	000	0000	1010	Cash - Operating	3/23/2022	89356		Cash Receipts	96,201.02		CR
110	000	0000	1010	Cash - Operating	3/22/2022	89357		Cash Receipts	10,462.30		CR
110	000	0000	1010	Cash - Operating	3/23/2022	89363		Cash Receipts		93.31	CR
110	000	0000	1010	Cash - Operating	3/23/2022	89367		Cash Receipts	10,895.35		CR
110	000	0000	1010	Cash - Operating	3/24/2022	89371		Cash Receipts	7,909.03		CR
110	000	0000	1010	Cash - Operating	3/25/2022	89372		Cash Receipts		44.93	CR

110	000	0000	1010	Cash - Operating	3/25/2022	89374	Cash Receipts		52.62	CR
110	000	0000	1010	Cash - Operating	3/25/2022	89376	Cash Receipts		77.48	CR
110	000	0000	1010	Cash - Operating	3/25/2022	89378	Cash Receipts		69.17	CR
110	000	0000	1010	Cash - Operating	3/25/2022	89384	Cash Receipts	7,198.49		CR
110	000	0000	1010	Cash - Operating	3/26/2022	89385	Cash Receipts	2,794.68		CR
110	000	0000	1010	Cash - Operating	3/27/2022	89386	Cash Receipts	1,841.78		CR
110	000	0000	1010	Cash - Operating	3/28/2022	89394	Cash Receipts	6,272.47		CR
110	000	0000	1010	Cash - Operating	3/29/2022	89403	Cash Receipts	4,044.77		CR
110	000	0000	1010	Cash - Operating	3/30/2022	89411	Cash Receipts	10,318.44		CR
110	000	0000	1010	Cash - Operating	3/31/2022	89417	Cash Receipts	4,895.35		CR
110			1010	Cash - Operating	03/02/22	001	Tmobile/Sprint - Cell Tower Lease	2,975.13		JV
110			1010	Cash - Operating	3/11/2022	001	03/11/2022 - Payroll Funding Transfer		115,811.49	JV
110			1010	Cash - Operating	3/11/2022	001	03/11/2022 - FSA Deductions Transfer		699.14	JV
110			1010	Cash - Operating	3/11/2022	001	03/11/2022 - HSA EE Deductions Transfer		187.35	JV
110			1010	Cash - Operating	3/11/2022	001	03/11/2022 - HSA District Contributions		161.94	JV
110			1010	Cash - Operating	3/11/2022	001	03/11/2022 - ICMA 457 Plan Wire		4,346.00	JV
110			1010	Cash - Operating	3/11/2022	001	03/11/2022 - IRS Payroll Tax Payment		32,782.14	JV
110			1010	Cash - Operating	3/11/2022	001	03/11/2022 - OAG Garnishment		634.00	JV
110			1010	Cash - Operating	3/28/2022	001	03/28/2022 - Payroll Funding Transfer		401.48	JV
110			1010	Cash - Operating	3/28/2022	001	03/28/2022 - IRS Payroll Tax Payment		106.77	JV
110			1010	Cash - Operating	3/25/2022	001	03/25/2022 - Payroll Funding Transfer		127,567.47	JV
110			1010	Cash - Operating	3/25/2022	001	03/25/2022 - FSA Deductions Transfer		699.14	JV
110			1010	Cash - Operating	3/25/2022	001	03/25/2022 - HSA EE Deductions Transfer		187.35	JV
110			1010	Cash - Operating	3/25/2022	001	03/25/2022 - HSA District Contributions		161.94	JV
110			1010	Cash - Operating	3/25/2022	001	03/25/2022 - ICMA 457 Plan Wire		4,346.00	JV
110			1010	Cash - Operating	3/25/2022	001	03/25/2022 - IRS Payroll Tax Payment		36,012.44	JV
110			1010	Cash - Operating	3/25/2022	001	03/25/2022 - OAG Garnishment		634.00	JV
110			1010	Cash - Operating	3/14/2022	001	Operating Funds Transfer	400,000.00		JV
110			1010	Cash - Operating	3/31/2022	001	OM Investment Interest - MAR 2022	39.90		JV
110			1010	Cash - Operating	3/31/2022	001	Monthly Sales Tax Payment		7,216.92	JV
110			1010	Cash - Operating	3/31/2022	001	TCDRS Monthly Funding		42,772.29	JV
110			1010	Cash - Operating	3/31/2022	001	Williamson County - Raw Water Payment	2,746.70		JV
110			1010	Cash - Operating	3/31/2022	001	McLiff Partners Vending - Commissions	211.55		JV
110			1010	Cash - Operating	3/31/2022	001	Amazon Refund - Items Returned -	85.90		JV
110			1010	Cash - Operating	3/31/2022	001	Amazon Refund - Items Returned -	79.98		JV
110			1010	Cash - Operating	3/30/2022	001	Tmobile/Sprint - Cell Tower Lease	2,975.13		JV
110			1010	Cash - Operating	3/31/2022	001	Merchant Fees		12,712.96	JV
110			1010	Cash - Operating	3/31/2022	001	FTB Fees		786.87	JV
110			1010	Cash - Operating	3/6/2022	1	REV - MAR22 RT IMPORTS06		1,978.00	JV
110			1010	Cash - Operating	3/31/2022	1	ACCRUE NSF BANK IN MAR, POSTED IN		70.79	JV
110			1010	Cash - Operating	3/31/2022	1	ACCRUE NSF BANK IN MAR, POSTED IN		3,230.00	JV
110			1010	Cash - Operating	3/31/2022	1	ACCRUE CC CHARGES IN MAR, CLEARS		10,044.58	JV
110			1010	Cash - Operating	3/31/2022	1	ACCRUE CC CHARGES IN MAR, CLEARS		7,373.48	JV
110			1010	Cash - Operating	3/31/2022	1	ACCRUE CC CHARGES IN MAR, CLEARS		520.00	JV
110			1010	Cash - Operating	3/31/2022	1	ACCRUE CC CHARGES IN MAR, CLEARS		1,035.00	JV
110			1010	Cash - Operating	3/31/2022	1	March 2022 Deposits to PECU		7,246.32	JV
110			1010	Cash - Operating	3/31/2022	1	Record Revenue for Volleyball Charge		95.00	JV
110			1010	Cash - Operating	3/31/2022	1	Reduce Rev for Camp, double charged in	45.00		JV
110			1010	Cash - Operating	3/31/2022	1	REVERSE -Record Revenue for Volleyball	95.00		JV
110			1010	Cash - Operating	3/31/2022	1	CORRECT -Record Revenue for Volleyball	95.00		JV

110	1010	Cash - Operating	3/31/2022	1	REVERSE - Reduce Rev for Camp, double		45.00	JV
110	1010	Cash - Operating	3/31/2022	1	CORRECT - Recduce Rev for Camp, double		45.00	JV
110	1050	Cash - Payroll	3/11/2022	001	03/11/2022 - Payroll Funding Transfer	115,811.49		JV
110	1050	Cash - Payroll	3/25/2022	001	03/25/2022 - Payroll Funding Transfer	127,567.47		JV
110	1050	Cash - Payroll	3/28/2022	001	03/28/2022 - Payroll Funding Transfer	401.48		JV
110	1050	Cash - Payroll	3/31/2022	001	OM Investment Interest - MAR 2022	0.73		JV
110	1050	Cash - Payroll	3/31/2022	1	Correct Interest for MAR-22	0.03		JV
110	1050	Cash - Payroll	3/11/2022	0001			1,095.07	PRS
110	1050	Cash - Payroll	3/25/2022	0001			1,057.36	PRS
110	1050	Cash - Payroll	3/11/2022	0002			1,463.17	PRS
110	1050	Cash - Payroll	3/25/2022	0002			1,415.63	PRS
110	1050	Cash - Payroll	3/11/2022	0003			110.39	PRS
110	1050	Cash - Payroll	3/25/2022	0003			55.90	PRS
110	1050	Cash - Payroll	3/11/2022	0004			235.06	PRS
110	1050	Cash - Payroll	3/25/2022	0004			721.51	PRS
110	1050	Cash - Payroll	3/11/2022	0005			377.91	PRS
110	1050	Cash - Payroll	3/25/2022	0005			350.10	PRS
110	1050	Cash - Payroll	3/25/2022	0006			1,135.48	PRS
110	1050	Cash - Payroll	3/11/2022	0006			295.67	PRS
110	1050	Cash - Payroll	3/11/2022	0007			804.12	PRS
110	1050	Cash - Payroll	3/25/2022	0007			319.06	PRS
110	1050	Cash - Payroll	3/11/2022	0008			1,337.88	PRS
110	1050	Cash - Payroll	3/25/2022	0008			1,312.14	PRS
110	1050	Cash - Payroll	3/11/2022	0009			554.80	PRS
110	1050	Cash - Payroll	3/25/2022	0009			564.50	PRS
110	1050	Cash - Payroll	3/11/2022	0010			326.51	PRS
110	1050	Cash - Payroll	3/25/2022	0010			346.29	PRS
110	1050	Cash - Payroll	3/11/2022	0011			185.18	PRS
110	1050	Cash - Payroll	3/25/2022	0011			287.20	PRS
110	1050	Cash - Payroll	3/11/2022	0012			19.63	PRS
110	1050	Cash - Payroll	3/25/2022	0012			1,211.20	PRS
110	1050	Cash - Payroll	3/11/2022	0013			1,235.44	PRS
110	1050	Cash - Payroll	3/25/2022	0013			1,184.29	PRS
110	1050	Cash - Payroll	3/11/2022	0014			321.37	PRS
110	1050	Cash - Payroll	3/25/2022	0014			470.17	PRS
110	1050	Cash - Payroll	3/25/2022	0015			454.87	PRS
110	1050	Cash - Payroll	3/11/2022	0015			25.26	PRS
110	1050	Cash - Payroll	3/25/2022	0016			36.72	PRS
110	1050	Cash - Payroll	3/11/2022	0016			453.70	PRS
110	1050	Cash - Payroll	3/11/2022	0017			19.92	PRS
110	1050	Cash - Payroll	3/25/2022	0017			282.47	PRS
110	1050	Cash - Payroll	3/25/2022	0018			23.98	PRS
110	1050	Cash - Payroll	3/11/2022	0018			246.83	PRS
110	1050	Cash - Payroll	3/11/2022	0019			44.40	PRS
110	1050	Cash - Payroll	3/25/2022	0019			1,294.20	PRS
110	1050	Cash - Payroll	3/11/2022	0020			1,418.42	PRS
110	1050	Cash - Payroll	3/25/2022	0020			562.76	PRS
110	1050	Cash - Payroll	3/11/2022	0021			617.26	PRS
110	1050	Cash - Payroll	3/25/2022	0021			196.11	PRS
110	1050	Cash - Payroll	3/25/2022	0022			133.17	PRS

110	1050	Cash - Payroll	3/11/2022	0022	83.39	PRS
110	1050	Cash - Payroll	3/25/2022	0023	263.78	PRS
110	1050	Cash - Payroll	3/11/2022	0023	198.72	PRS
110	1050	Cash - Payroll	3/25/2022	0024	272.17	PRS
110	1050	Cash - Payroll	3/11/2022	0024	156.60	PRS
110	1050	Cash - Payroll	3/25/2022	0025	243.50	PRS
110	1050	Cash - Payroll	3/11/2022	0025	11.86	PRS
110	1050	Cash - Payroll	3/11/2022	0026	309.96	PRS
110	1050	Cash - Payroll	3/25/2022	0026	178.34	PRS
110	1050	Cash - Payroll	3/11/2022	0027	136.14	PRS
110	1050	Cash - Payroll	3/25/2022	0027	159.98	PRS
110	1050	Cash - Payroll	3/11/2022	0028	325.90	PRS
110	1050	Cash - Payroll	3/25/2022	0028	411.79	PRS
110	1050	Cash - Payroll	3/25/2022	0029	355.22	PRS
110	1050	Cash - Payroll	3/11/2022	0029	210.34	PRS
110	1050	Cash - Payroll	3/11/2022	0030	237.60	PRS
110	1050	Cash - Payroll	3/25/2022	0030	58.93	PRS
110	1050	Cash - Payroll	3/25/2022	0031	2,176.39	PRS
110	1050	Cash - Payroll	3/11/2022	0031	289.72	PRS
110	1050	Cash - Payroll	3/11/2022	0032	321.94	PRS
110	1050	Cash - Payroll	3/25/2022	0032	432.20	PRS
110	1050	Cash - Payroll	3/25/2022	0033	1,281.46	PRS
110	1050	Cash - Payroll	3/11/2022	0033	39.93	PRS
110	1050	Cash - Payroll	3/11/2022	0034	2,151.40	PRS
110	1050	Cash - Payroll	3/25/2022	0034	383.49	PRS
110	1050	Cash - Payroll	3/11/2022	0035	20.20	PRS
110	1050	Cash - Payroll	3/25/2022	0035	402.87	PRS
110	1050	Cash - Payroll	3/11/2022	0036	288.90	PRS
110	1050	Cash - Payroll	3/25/2022	0036	383.71	PRS
110	1050	Cash - Payroll	3/11/2022	0037	1,373.33	PRS
110	1050	Cash - Payroll	3/25/2022	0037	1,223.26	PRS
110	1050	Cash - Payroll	3/25/2022	0038	596.73	PRS
110	1050	Cash - Payroll	3/11/2022	0038	242.88	PRS
110	1050	Cash - Payroll	3/11/2022	0039	167.15	PRS
110	1050	Cash - Payroll	3/25/2022	0039	473.92	PRS
110	1050	Cash - Payroll	3/25/2022	0040	323.81	PRS
110	1050	Cash - Payroll	3/11/2022	0040	361.63	PRS
110	1050	Cash - Payroll	3/11/2022	0041	256.25	PRS
110	1050	Cash - Payroll	3/25/2022	0041	124.67	PRS
110	1050	Cash - Payroll	3/11/2022	0042	1,223.71	PRS
110	1050	Cash - Payroll	3/25/2022	0042	118.70	PRS
110	1050	Cash - Payroll	3/25/2022	0043	1,427.86	PRS
110	1050	Cash - Payroll	3/11/2022	0043	554.81	PRS
110	1050	Cash - Payroll	3/25/2022	0044	376.04	PRS
110	1050	Cash - Payroll	3/11/2022	0044	545.21	PRS
110	1050	Cash - Payroll	3/11/2022	0045	405.53	PRS
110	1050	Cash - Payroll	3/25/2022	0045	150.06	PRS
110	1050	Cash - Payroll	3/11/2022	0046	259.01	PRS
110	1050	Cash - Payroll	3/25/2022	0046	508.08	PRS
110	1050	Cash - Payroll	3/11/2022	0047	1,402.86	PRS

110	1050	Cash - Payroll	3/25/2022	0047	503.56	PRS
110	1050	Cash - Payroll	3/25/2022	0048	550.01	PRS
110	1050	Cash - Payroll	3/11/2022	0048	366.81	PRS
110	1050	Cash - Payroll	3/25/2022	0049	774.86	PRS
110	1050	Cash - Payroll	3/11/2022	0049	316.13	PRS
110	1050	Cash - Payroll	3/25/2022	0050	215.59	PRS
110	1050	Cash - Payroll	3/11/2022	0050	261.23	PRS
110	1050	Cash - Payroll	3/11/2022	0051	360.75	PRS
110	1050	Cash - Payroll	3/25/2022	0051	1,521.95	PRS
110	1050	Cash - Payroll	3/25/2022	0052	179.53	PRS
110	1050	Cash - Payroll	3/11/2022	0052	489.71	PRS
110	1050	Cash - Payroll	3/11/2022	0053	99.58	PRS
110	1050	Cash - Payroll	3/25/2022	0053	1,211.75	PRS
110	1050	Cash - Payroll	3/11/2022	0054	920.41	PRS
110	1050	Cash - Payroll	3/25/2022	0054	716.11	PRS
110	1050	Cash - Payroll	3/11/2022	0055	181.97	PRS
110	1050	Cash - Payroll	3/25/2022	0055	149.37	PRS
110	1050	Cash - Payroll	3/25/2022	0056	863.64	PRS
110	1050	Cash - Payroll	3/11/2022	0056	1,188.21	PRS
110	1050	Cash - Payroll	3/25/2022	0057	122.60	PRS
110	1050	Cash - Payroll	3/11/2022	0057	601.68	PRS
110	1050	Cash - Payroll	3/25/2022	0058	1,331.43	PRS
110	1050	Cash - Payroll	3/11/2022	0058	147.86	PRS
110	1050	Cash - Payroll	3/11/2022	0059	842.17	PRS
110	1050	Cash - Payroll	3/25/2022	0059	185.96	PRS
110	1050	Cash - Payroll	3/11/2022	0060	41.00	PRS
110	1050	Cash - Payroll	3/25/2022	0060	246.69	PRS
110	1050	Cash - Payroll	3/25/2022	0061	342.75	PRS
110	1050	Cash - Payroll	3/11/2022	0061	124.67	PRS
110	1050	Cash - Payroll	3/11/2022	0062	238.41	PRS
110	1050	Cash - Payroll	3/25/2022	0062	1,176.94	PRS
110	1050	Cash - Payroll	3/25/2022	0063	803.22	PRS
110	1050	Cash - Payroll	3/11/2022	0063	1,071.10	PRS
110	1050	Cash - Payroll	3/25/2022	0064	1,444.62	PRS
110	1050	Cash - Payroll	3/11/2022	0064	786.00	PRS
110	1050	Cash - Payroll	3/11/2022	0065	1,179.25	PRS
110	1050	Cash - Payroll	3/25/2022	0065	2,336.50	PRS
110	1050	Cash - Payroll	3/25/2022	0066	1,232.70	PRS
110	1050	Cash - Payroll	3/11/2022	0066	2,311.50	PRS
110	1050	Cash - Payroll	3/25/2022	0067	311.57	PRS
110	1050	Cash - Payroll	3/11/2022	0067	1,261.32	PRS
110	1050	Cash - Payroll	3/25/2022	0068	232.25	PRS
110	1050	Cash - Payroll	3/11/2022	0068	36.63	PRS
110	1050	Cash - Payroll	3/11/2022	0069	369.05	PRS
110	1050	Cash - Payroll	3/25/2022	0069	86.21	PRS
110	1050	Cash - Payroll	3/25/2022	0070	350.76	PRS
110	1050	Cash - Payroll	3/11/2022	0070	78.14	PRS
110	1050	Cash - Payroll	3/11/2022	0071	105.38	PRS
110	1050	Cash - Payroll	3/25/2022	0071	3,626.20	PRS
110	1050	Cash - Payroll	3/25/2022	0072	1,526.94	PRS

110	1050	Cash - Payroll	3/11/2022	0072	3,601.19	PRS
110	1050	Cash - Payroll	3/11/2022	0073	1,531.87	PRS
110	1050	Cash - Payroll	3/25/2022	0073	40.33	PRS
110	1050	Cash - Payroll	3/11/2022	0074	66.35	PRS
110	1050	Cash - Payroll	3/25/2022	0074	125.14	PRS
110	1050	Cash - Payroll	3/11/2022	0075	58.10	PRS
110	1050	Cash - Payroll	3/25/2022	0075	1,539.16	PRS
110	1050	Cash - Payroll	3/11/2022	0076	1,592.81	PRS
110	1050	Cash - Payroll	3/25/2022	0076	348.97	PRS
110	1050	Cash - Payroll	3/25/2022	0077	626.33	PRS
110	1050	Cash - Payroll	3/11/2022	0077	137.28	PRS
110	1050	Cash - Payroll	3/11/2022	0078	232.44	PRS
110	1050	Cash - Payroll	3/25/2022	0078	306.79	PRS
110	1050	Cash - Payroll	3/11/2022	0079	240.77	PRS
110	1050	Cash - Payroll	3/25/2022	0079	554.10	PRS
110	1050	Cash - Payroll	3/11/2022	0080	247.43	PRS
110	1050	Cash - Payroll	3/25/2022	0080	823.51	PRS
110	1050	Cash - Payroll	3/11/2022	0081	1,455.70	PRS
110	1050	Cash - Payroll	3/25/2022	0081	1,580.46	PRS
110	1050	Cash - Payroll	3/11/2022	0082	438.62	PRS
110	1050	Cash - Payroll	3/25/2022	0082	280.71	PRS
110	1050	Cash - Payroll	3/25/2022	0083	620.95	PRS
110	1050	Cash - Payroll	3/11/2022	0083	86.36	PRS
110	1050	Cash - Payroll	3/25/2022	0084	588.16	PRS
110	1050	Cash - Payroll	3/11/2022	0084	477.97	PRS
110	1050	Cash - Payroll	3/11/2022	0085	598.22	PRS
110	1050	Cash - Payroll	3/25/2022	0085	1,977.06	PRS
110	1050	Cash - Payroll	3/11/2022	0086	1,952.05	PRS
110	1050	Cash - Payroll	3/25/2022	0086	656.67	PRS
110	1050	Cash - Payroll	3/25/2022	0087	625.50	PRS
110	1050	Cash - Payroll	3/11/2022	0087	605.55	PRS
110	1050	Cash - Payroll	3/25/2022	0088	41.69	PRS
110	1050	Cash - Payroll	3/11/2022	0088	640.95	PRS
110	1050	Cash - Payroll	3/11/2022	0089	511.82	PRS
110	1050	Cash - Payroll	3/25/2022	0089	374.98	PRS
110	1050	Cash - Payroll	3/25/2022	0090	358.20	PRS
110	1050	Cash - Payroll	3/11/2022	0090	198.55	PRS
110	1050	Cash - Payroll	3/11/2022	0091	76.37	PRS
110	1050	Cash - Payroll	3/25/2022	0091	72.03	PRS
110	1050	Cash - Payroll	3/11/2022	0092	86.21	PRS
110	1050	Cash - Payroll	3/25/2022	0092	1,284.46	PRS
110	1050	Cash - Payroll	3/25/2022	0093	748.64	PRS
110	1050	Cash - Payroll	3/11/2022	0093	1,259.45	PRS
110	1050	Cash - Payroll	3/25/2022	0094	112.65	PRS
110	1050	Cash - Payroll	3/11/2022	0094	655.55	PRS
110	1050	Cash - Payroll	3/25/2022	0095	1,536.80	PRS
110	1050	Cash - Payroll	3/11/2022	0095	68.32	PRS
110	1050	Cash - Payroll	3/25/2022	0096	1,907.07	PRS
110	1050	Cash - Payroll	3/11/2022	0096	1,374.73	PRS
110	1050	Cash - Payroll	3/11/2022	0097	1,882.08	PRS

110	1050	Cash - Payroll	3/25/2022	0097	1,846.08	PRS
110	1050	Cash - Payroll	3/25/2022	0098	2,499.60	PRS
110	1050	Cash - Payroll	3/11/2022	0098	1,882.01	PRS
110	1050	Cash - Payroll	3/11/2022	0099	83.30	PRS
110	1050	Cash - Payroll	3/25/2022	0099	245.22	PRS
110	1050	Cash - Payroll	3/11/2022	0100	2,499.59	PRS
110	1050	Cash - Payroll	3/25/2022	0100	1,672.02	PRS
110	1050	Cash - Payroll	3/25/2022	0101	1,717.17	PRS
110	1050	Cash - Payroll	3/11/2022	0101	245.91	PRS
110	1050	Cash - Payroll	3/25/2022	0102	26.43	PRS
110	1050	Cash - Payroll	3/11/2022	0102	1,934.90	PRS
110	1050	Cash - Payroll	3/11/2022	0103	1,692.17	PRS
110	1050	Cash - Payroll	3/25/2022	0103	228.15	PRS
110	1050	Cash - Payroll	3/11/2022	0104	229.86	PRS
110	1050	Cash - Payroll	3/25/2022	0104	1,340.58	PRS
110	1050	Cash - Payroll	3/11/2022	0105	70.43	PRS
110	1050	Cash - Payroll	3/25/2022	0105	802.09	PRS
110	1050	Cash - Payroll	3/25/2022	0106	98.23	PRS
110	1050	Cash - Payroll	3/11/2022	0106	1,299.05	PRS
110	1050	Cash - Payroll	3/25/2022	0107	2,620.17	PRS
110	1050	Cash - Payroll	3/11/2022	0107	796.35	PRS
110	1050	Cash - Payroll	3/11/2022	0108	243.40	PRS
110	1050	Cash - Payroll	3/25/2022	0108	28.03	PRS
110	1050	Cash - Payroll	3/11/2022	0109	52.33	PRS
110	1050	Cash - Payroll	3/25/2022	0109	784.51	PRS
110	1050	Cash - Payroll	3/25/2022	0110	1,255.63	PRS
110	1050	Cash - Payroll	3/11/2022	0110	2,595.17	PRS
110	1050	Cash - Payroll	3/25/2022	0111	1,050.70	PRS
110	1050	Cash - Payroll	3/11/2022	0111	569.30	PRS
110	1050	Cash - Payroll	3/11/2022	0112	1,147.94	PRS
110	1050	Cash - Payroll	3/25/2022	0112	404.29	PRS
110	1050	Cash - Payroll	3/11/2022	0113	1,052.41	PRS
110	1050	Cash - Payroll	3/25/2022	0113	413.77	PRS
110	1050	Cash - Payroll	3/11/2022	0114	179.36	PRS
110	1050	Cash - Payroll	3/25/2022	0114	1,408.54	PRS
110	1050	Cash - Payroll	3/25/2022	0115	862.12	PRS
110	1050	Cash - Payroll	3/11/2022	0115	330.37	PRS
110	1050	Cash - Payroll	3/25/2022	0116	579.02	PRS
110	1050	Cash - Payroll	3/11/2022	0116	1,264.66	PRS
110	1050	Cash - Payroll	3/11/2022	0117	932.30	PRS
110	1050	Cash - Payroll	3/25/2022	0117	422.29	PRS
110	1050	Cash - Payroll	3/11/2022	0118	549.74	PRS
110	1050	Cash - Payroll	3/25/2022	0118	366.86	PRS
110	1050	Cash - Payroll	3/25/2022	0119	1,382.54	PRS
110	1050	Cash - Payroll	3/11/2022	0119	389.33	PRS
110	1050	Cash - Payroll	3/25/2022	0120	1,347.47	PRS
110	1050	Cash - Payroll	3/11/2022	0120	355.21	PRS
110	1050	Cash - Payroll	3/11/2022	0121	1,352.36	PRS
110	1050	Cash - Payroll	3/25/2022	0121	708.07	PRS
110	1050	Cash - Payroll	3/11/2022	0122	1,337.50	PRS

110	1050	Cash - Payroll	3/25/2022	0122	1,110.19	PRS
110	1050	Cash - Payroll	3/11/2022	0123	114.94	PRS
110	1050	Cash - Payroll	3/25/2022	0123	1,223.12	PRS
110	1050	Cash - Payroll	3/11/2022	0124	703.20	PRS
110	1050	Cash - Payroll	3/25/2022	0124	2,167.93	PRS
110	1050	Cash - Payroll	3/25/2022	0125	1,764.41	PRS
110	1050	Cash - Payroll	3/11/2022	0125	1,050.16	PRS
110	1050	Cash - Payroll	3/11/2022	0126	1,160.37	PRS
110	1050	Cash - Payroll	3/25/2022	0126	1,317.73	PRS
110	1050	Cash - Payroll	3/25/2022	0127	472.29	PRS
110	1050	Cash - Payroll	3/11/2022	0127	2,142.94	PRS
110	1050	Cash - Payroll	3/11/2022	0128	1,739.41	PRS
110	1050	Cash - Payroll	3/25/2022	0128	365.57	PRS
110	1050	Cash - Payroll	3/11/2022	0129	1,393.25	PRS
110	1050	Cash - Payroll	3/25/2022	0129	184.98	PRS
110	1050	Cash - Payroll	3/25/2022	0130	659.06	PRS
110	1050	Cash - Payroll	3/11/2022	0130	474.48	PRS
110	1050	Cash - Payroll	3/25/2022	0131	48.40	PRS
110	1050	Cash - Payroll	3/11/2022	0131	138.25	PRS
110	1050	Cash - Payroll	3/25/2022	0132	360.23	PRS
110	1050	Cash - Payroll	3/11/2022	0132	374.60	PRS
110	1050	Cash - Payroll	3/25/2022	0133	604.70	PRS
110	1050	Cash - Payroll	3/11/2022	0133	695.39	PRS
110	1050	Cash - Payroll	3/11/2022	0134	158.21	PRS
110	1050	Cash - Payroll	3/25/2022	0134	445.03	PRS
110	1050	Cash - Payroll	3/11/2022	0135	430.55	PRS
110	1050	Cash - Payroll	3/25/2022	0135	516.86	PRS
110	1050	Cash - Payroll	3/25/2022	0136	311.96	PRS
110	1050	Cash - Payroll	3/11/2022	0136	689.65	PRS
110	1050	Cash - Payroll	3/11/2022	0137	277.04	PRS
110	1050	Cash - Payroll	3/25/2022	0137	254.10	PRS
110	1050	Cash - Payroll	3/11/2022	0138	527.76	PRS
110	1050	Cash - Payroll	3/25/2022	0138	270.61	PRS
110	1050	Cash - Payroll	3/11/2022	0139	22.46	PRS
110	1050	Cash - Payroll	3/25/2022	0139	559.13	PRS
110	1050	Cash - Payroll	3/25/2022	0140	974.61	PRS
110	1050	Cash - Payroll	3/11/2022	0140	234.72	PRS
110	1050	Cash - Payroll	3/25/2022	0141	1,248.64	PRS
110	1050	Cash - Payroll	3/11/2022	0141	511.08	PRS
110	1050	Cash - Payroll	3/25/2022	0142	446.96	PRS
110	1050	Cash - Payroll	3/11/2022	0142	984.84	PRS
110	1050	Cash - Payroll	3/25/2022	0143	2,337.65	PRS
110	1050	Cash - Payroll	3/11/2022	0143	1,164.34	PRS
110	1050	Cash - Payroll	3/25/2022	0144	137.75	PRS
110	1050	Cash - Payroll	3/11/2022	0144	104.18	PRS
110	1050	Cash - Payroll	3/25/2022	0145	1,929.15	PRS
110	1050	Cash - Payroll	3/11/2022	0145	2,312.65	PRS
110	1050	Cash - Payroll	3/11/2022	0146	127.93	PRS
110	1050	Cash - Payroll	3/25/2022	0146	1,546.99	PRS
110	1050	Cash - Payroll	3/25/2022	0147	345.01	PRS

110			1050	Cash - Payroll	3/11/2022	0147			1,777.60	PRS
110			1050	Cash - Payroll	3/11/2022	0148			1,579.49	PRS
110			1050	Cash - Payroll	3/25/2022	0148			557.64	PRS
110			1050	Cash - Payroll	3/11/2022	0149			203.43	PRS
110			1050	Cash - Payroll	3/25/2022	0149			161.40	PRS
110			1050	Cash - Payroll	3/25/2022	0150			254.30	PRS
110			1050	Cash - Payroll	3/11/2022	0150			555.29	PRS
110			1050	Cash - Payroll	3/25/2022	0151			137.96	PRS
110			1050	Cash - Payroll	3/11/2022	0151			106.59	PRS
110			1050	Cash - Payroll	3/25/2022	0152			146.97	PRS
110			1050	Cash - Payroll	3/11/2022	0152			244.31	PRS
110			1050	Cash - Payroll	3/11/2022	0153			251.73	PRS
110			1050	Cash - Payroll	3/25/2022	0153			1,473.57	PRS
110			1050	Cash - Payroll	3/11/2022	0154			197.87	PRS
110			1050	Cash - Payroll	3/25/2022	0154			554.10	PRS
110			1050	Cash - Payroll	3/11/2022	0155			1,648.92	PRS
110			1050	Cash - Payroll	3/25/2022	0155			864.67	PRS
110			1050	Cash - Payroll	3/11/2022	0156			346.65	PRS
110			1050	Cash - Payroll	3/25/2022	0156			422.04	PRS
110			1050	Cash - Payroll	3/11/2022	0157			318.83	PRS
110			1050	Cash - Payroll	3/25/2022	0157			339.70	PRS
110			1050	Cash - Payroll	3/11/2022	0158			246.60	PRS
110			1050	Cash - Payroll	3/25/2022	0158			249.08	PRS
110			1050	Cash - Payroll	3/11/2022	0159			1,870.06	PRS
110			1050	Cash - Payroll	3/25/2022	0159			1,898.21	PRS
110			1050	Cash - Payroll	3/11/2022	0160			1,552.50	PRS
110			1050	Cash - Payroll	3/25/2022	0160			1,577.50	PRS
110			1050	Cash - Payroll	3/11/2022	0161			217.51	PRS
110			1050	Cash - Payroll	3/25/2022	0161			350.93	PRS
110			1050	Cash - Payroll	3/11/2022	0162			84.24	PRS
110			1050	Cash - Payroll	3/25/2022	0162			407.74	PRS
110			1050	Cash - Payroll	3/25/2022	0163			2,006.76	PRS
110			1050	Cash - Payroll	3/11/2022	0163			354.49	PRS
110			1050	Cash - Payroll	3/11/2022	0164			1,542.67	PRS
110			1050	Cash - Payroll	3/25/2022	0164			1,026.94	PRS
110			1050	Cash - Payroll	3/25/2022	0165			1,295.52	PRS
110			1050	Cash - Payroll	3/11/2022	0165			1,059.21	PRS
110			1050	Cash - Payroll	3/25/2022	0166			423.21	PRS
110			1050	Cash - Payroll	3/11/2022	0166			1,304.59	PRS
110			1050	Cash - Payroll	3/11/2022	0167			434.07	PRS
110			1050	Cash - Payroll	3/11/2022	118841			1,315.72	PRS
110			1050	Cash - Payroll	3/11/2022	118842			1,323.66	PRS
110			1050	Cash - Payroll	3/11/2022	118843			439.45	PRS
110			1050	Cash - Payroll	3/25/2022	118844			2,475.57	PRS
110			1050	Cash - Payroll	3/25/2022	118845			70.41	PRS
110			1050	Cash - Payroll	3/25/2022	118846			244.47	PRS
110			1050	Cash - Payroll	3/28/2022	118847			401.48	PRS
110			1011	Cash - PECU	3/31/2022	1	March 2022 Deposits to PECU	7,246.32		JV
110			1012	Cash - Petty Cash	3/22/2022	MACARM-032: ARMIDA MACIAS	Petty Cash- Till for New CSR- C.Chew	150.00		API
110	120	1000	5014	Cell Phone Allowance	3/25/2022	0071		25.00		PRS

110	120	1000	5014	Cell Phone Allowance	3/25/2022	0096	25.00	PRS
110	120	1000	5014	Cell Phone Allowance	3/25/2022	0143	25.00	PRS
110	120	1000	5014	Cell Phone Allowance	3/25/2022	0159	8.75	PRS
110	125	1000	5014	Cell Phone Allowance	3/25/2022	0053	25.00	PRS
110	125	1000	5014	Cell Phone Allowance	3/25/2022	0056	25.00	PRS
110	125	1000	5014	Cell Phone Allowance	3/25/2022	0135	25.00	PRS
110	125	1000	5014	Cell Phone Allowance	3/25/2022	0164	25.00	PRS
110	130	1000	5014	Cell Phone Allowance	3/25/2022	0012	25.00	PRS
110	135	1000	5014	Cell Phone Allowance	3/25/2022	0124	25.00	PRS
110	200	1000	5014	Cell Phone Allowance	3/25/2022	0031	8.25	PRS
110	200	1000	5014	Cell Phone Allowance	3/25/2022	0043	3.75	PRS
110	200	1000	5014	Cell Phone Allowance	3/25/2022	0101	8.75	PRS
110	200	1000	5014	Cell Phone Allowance	3/25/2022	0125	3.75	PRS
110	200	1000	5014	Cell Phone Allowance	3/25/2022	0163	25.00	PRS
110	250	1000	5014	Cell Phone Allowance	3/25/2022	0031	8.25	PRS
110	250	1000	5014	Cell Phone Allowance	3/25/2022	0051	25.00	PRS
110	275	1000	5014	Cell Phone Allowance	3/25/2022	0019	18.75	PRS
110	275	1000	5014	Cell Phone Allowance	3/25/2022	0062	18.75	PRS
110	275	1000	5014	Cell Phone Allowance	3/25/2022	0064	18.75	PRS
110	275	1000	5014	Cell Phone Allowance	3/25/2022	0085	6.25	PRS
110	275	1000	5014	Cell Phone Allowance	3/25/2022	0095	2.50	PRS
110	275	1000	5014	Cell Phone Allowance	3/25/2022	0114	18.75	PRS
110	275	1000	5014	Cell Phone Allowance	3/25/2022	0122	18.75	PRS
110	275	1000	5014	Cell Phone Allowance	3/25/2022	0126	18.75	PRS
110	275	1000	5014	Cell Phone Allowance	3/25/2022	0165	3.13	PRS
110	300	1000	5014	Cell Phone Allowance	3/25/2022	0031	8.50	PRS
110	300	1000	5014	Cell Phone Allowance	3/25/2022	0043	21.25	PRS
110	300	1000	5014	Cell Phone Allowance	3/25/2022	0092	25.00	PRS
110	300	1000	5014	Cell Phone Allowance	3/25/2022	0101	16.25	PRS
110	300	1000	5014	Cell Phone Allowance	3/25/2022	0125	21.25	PRS
110	300	1000	5014	Cell Phone Allowance	3/25/2022	0159	16.25	PRS
110	350	1000	5014	Cell Phone Allowance	3/25/2022	0085	6.25	PRS
110	350	1000	5014	Cell Phone Allowance	3/25/2022	0165	3.13	PRS
110	400	1000	5014	Cell Phone Allowance	3/25/2022	0085	6.25	PRS
110	400	1000	5014	Cell Phone Allowance	3/25/2022	0095	17.50	PRS
110	400	1000	5014	Cell Phone Allowance	3/25/2022	0165	3.13	PRS
110	450	1000	5014	Cell Phone Allowance	3/25/2022	0019	6.25	PRS
110	450	1000	5014	Cell Phone Allowance	3/25/2022	0062	6.25	PRS
110	450	1000	5014	Cell Phone Allowance	3/25/2022	0064	6.25	PRS
110	450	1000	5014	Cell Phone Allowance	3/25/2022	0085	6.25	PRS
110	450	1000	5014	Cell Phone Allowance	3/25/2022	0095	5.00	PRS
110	450	1000	5014	Cell Phone Allowance	3/25/2022	0114	6.25	PRS
110	450	1000	5014	Cell Phone Allowance	3/25/2022	0122	6.25	PRS
110	450	1000	5014	Cell Phone Allowance	3/25/2022	0126	6.25	PRS
110	450	1000	5014	Cell Phone Allowance	3/25/2022	0165	3.13	PRS
110	500	1000	5014	Cell Phone Allowance	3/25/2022	0100	12.50	PRS
110	500	1000	5014	Cell Phone Allowance	3/25/2022	0104	12.50	PRS
110	500	1000	5014	Cell Phone Allowance	3/25/2022	0107	6.25	PRS
110	500	1000	5014	Cell Phone Allowance	3/25/2022	0123	12.50	PRS
110	500	1000	5014	Cell Phone Allowance	3/25/2022	0145	12.50	PRS

110	500	1000	5014	Cell Phone Allowance	3/25/2022	0165			3.13		PRS
110	525	1000	5014	Cell Phone Allowance	3/25/2022	0033			25.00		PRS
110	525	1000	5014	Cell Phone Allowance	3/25/2022	0065			25.00		PRS
110	525	1000	5014	Cell Phone Allowance	3/25/2022	0081			25.00		PRS
110	525	1000	5014	Cell Phone Allowance	3/25/2022	0107			6.25		PRS
110	525	1000	5014	Cell Phone Allowance	3/25/2022	0160			25.00		PRS
110	525	1000	5014	Cell Phone Allowance	3/25/2022	0165			3.13		PRS
110	540	1000	5014	Cell Phone Allowance	3/25/2022	0097			25.00		PRS
110	540	1000	5014	Cell Phone Allowance	3/25/2022	0107			6.25		PRS
110	540	1000	5014	Cell Phone Allowance	3/25/2022	0165			3.13		PRS
110	550	1000	5014	Cell Phone Allowance	3/25/2022	0100			12.50		PRS
110	550	1000	5014	Cell Phone Allowance	3/25/2022	0104			12.50		PRS
110	550	1000	5014	Cell Phone Allowance	3/25/2022	0107			6.25		PRS
110	550	1000	5014	Cell Phone Allowance	3/25/2022	0123			12.50		PRS
110	550	1000	5014	Cell Phone Allowance	3/25/2022	0145			12.50		PRS
110	550	1000	5014	Cell Phone Allowance	3/25/2022	0165			3.09		PRS
110	450	1000	6120	Chemicals	3/17/2022	00715-01-057	LESLIE'S SWIMMING POOL SUPP	Chlorine Kit TBD	94.99		API
110	450	1000	6120	Chemicals	3/17/2022	00715-01-057	LESLIE'S SWIMMING POOL SUPP	Chlorine Kit TBD		94.99	API
110	450	1000	6120	Chemicals	3/17/2022	00715-01-057	LESLIE'S SWIMMING POOL SUPP	Chlorine Test kits for all pools	94.99		API
110	450	2101	6120	Chemicals	3/1/2022	041295696794	POOLSURE	MONTHLY CHEMICAL MANAGEMENT	808.76		API
110	450	2102	6120	Chemicals	3/1/2022	041295696794	POOLSURE	MONTHLY CHEMICAL MANAGEMENT	808.76		API
110	450	2102	6120	Chemicals	3/31/2022	041295699826	POOLSURE	Water test kits - CH	155.86		API
110	450	2103	6120	Chemicals	3/1/2022	041295696794	POOLSURE	MONTHLY CHEMICAL MANAGEMENT	808.76		API
110	450	2103	6120	Chemicals	3/31/2022	041295699827	POOLSURE	Water test kits - Creekside pool	145.00		API
110	450	2104	6120	Chemicals	3/1/2022	041295696794	POOLSURE	MONTHLY CHEMICAL MANAGEMENT	808.77		API
110	525	1000	6120	Chemicals	3/8/2022	56046	CONNECTION CHEMICALS LP	165 Gal of Sodium Bisulfite @ WTP	410.85		API
110	525	1000	6120	Chemicals	3/16/2022	912633	USA BLUE BOOK	Fluoride- BCWF	246.61		API
110	525	1000	6120	Chemicals	3/23/2022	BSW370986	BRENNTAG SOUTHWEST, INC	47100 GALLONS OF AQUAFLOR 10% #	4,940.39		API
110	300	1000	4525	Child Programs / Child	3/24/2022	4142154921		RecTrac revenue	75.00		CR
110	300	1000	4525	Child Programs / Child	3/17/2022	4142154921		RecTrac revenue		4.00	CR
110	300	1000	4525	Child Programs / Child	3/28/2022	4142154921		RecTrac revenue		6.00	CR
110	300	1000	4525	Child Programs / Child	3/29/2022	4142154921		RecTrac revenue		8.00	CR
110	300	1000	4525	Child Programs / Child	3/30/2022	4142154921		RecTrac revenue		3.00	CR
110	300	1000	4525	Child Programs / Child	3/25/2022	4142154921		RecTrac revenue		8.00	CR
110	300	1000	4525	Child Programs / Child	3/31/2022	4142154921		RecTrac revenue		28.00	CR
110	300	1000	4525	Child Programs / Child	3/23/2022	4142154921		RecTrac revenue		28.00	CR
110	300	1000	4525	Child Programs / Child	3/2/2022	4142154921		RecTrac revenue		4.00	CR
110	300	1000	4525	Child Programs / Child	3/1/2022	4142154921		RecTrac revenue		2.00	CR
110	300	1000	4525	Child Programs / Child	3/3/2022	4142154921		RecTrac revenue		5.00	CR
110	300	1000	4525	Child Programs / Child	3/4/2022	4142154921		RecTrac revenue		6.00	CR
110	300	1000	4525	Child Programs / Child	3/7/2022	4142154921		RecTrac revenue		6.00	CR
110	300	1000	4525	Child Programs / Child	3/5/2022	4142154921		RecTrac revenue		4.00	CR
110	300	1000	4525	Child Programs / Child	3/5/2022	4142154921		RecTrac revenue		4.00	CR
110	300	1000	4525	Child Programs / Child	3/8/2022	4142154921		RecTrac revenue		81.00	CR
110	300	1000	4525	Child Programs / Child	3/9/2022	4142154921		RecTrac revenue		2.00	CR
110	300	1000	4525	Child Programs / Child	3/14/2022	4142154921		RecTrac revenue		11.00	CR
110	300	1000	4525	Child Programs / Child	3/12/2022	4142154921		RecTrac revenue		4.00	CR
110	300	1000	4525	Child Programs / Child	3/10/2022	4142154921		RecTrac revenue		2.00	CR
110	300	1000	4525	Child Programs / Child	3/16/2022	4142154921		RecTrac revenue		81.00	CR
110	300	1000	4525	Child Programs / Child	3/11/2022	4142154921		RecTrac revenue		2.00	CR

110	300	1000	4525	Child Programs / Child	3/19/2022	4142154921		RecTrac revenue		6.00	CR
110	300	1000	4525	Child Programs / Child	3/21/2022	4142154921		RecTrac revenue		4.00	CR
110	300	1000	4525	Child Programs / Child	3/18/2022	4142154921		RecTrac revenue		6.00	CR
110	300	1000	4525	Child Programs / Child	3/15/2022	4142154921		RecTrac revenue		12.00	CR
110	300	1000	4525	Child Programs / Child	3/22/2022	4142154921		RecTrac revenue		6.00	CR
110	300	1000	4525	Child Programs / Child	3/6/2022	1		REV - MAR22 RT IMPORTS06	4.00		JV
110			1260	Cobra Receivable	3/1/2022	PBRUSHY2220	TML HEALTH BENEFITS POOL	COBRA CHERYL PETTIT- MARCH 2022	579.38		API
110			1260	Cobra Receivable	3/21/2022	PBRUSHY2220	TML HEALTH BENEFITS POOL	COBRA CHERYL PETTIT- APR- 2022	94.23		API
110			1260	Cobra Receivable	3/17/2022	MISC031722	WAGEWORKS	FEB-COBRA: C. PETTIT		79.03	CR
110	200	2718	4504	Community Events Re	3/7/2022	4142154921		RecTrac revenue		85.00	CR
110	200	2743	4504	Community Events Re	3/7/2022	4142154921		RecTrac revenue		100.00	CR
110	200	2743	4504	Community Events Re	3/3/2022	4142154921		RecTrac revenue		785.00	CR
110	200	2743	4504	Community Events Re	3/1/2022	4142154921		RecTrac revenue		100.00	CR
110	200	2743	4504	Community Events Re	3/21/2022	4142154921		RecTrac revenue		100.00	CR
110	200	2743	4504	Community Events Re	3/29/2022	4142154921		RecTrac revenue		100.00	CR
110	200	2775	4504	Community Events Re	3/31/2022	4142154921		RecTrac revenue		175.00	CR
110	200	2775	4504	Community Events Re	3/24/2022	4142154921		RecTrac revenue	125.00		CR
110	200	2775	4504	Community Events Re	3/21/2022	4142154921		RecTrac revenue		175.00	CR
110	200	2775	4504	Community Events Re	3/2/2022	4142154921		RecTrac revenue		175.00	CR
110	200	2775	4504	Community Events Re	3/1/2022	4142154921		RecTrac revenue		400.00	CR
110	200	2775	4504	Community Events Re	3/3/2022	4142154921		RecTrac revenue		1,100.00	CR
110	200	2718	4504	Community Events Re	3/31/2022	001		Amortize February 2022 Revenue		600.00	JV
110	200	2743	4504	Community Events Re	3/31/2022	1		March 2022 Revenue Deferral	1,185.00		JV
110	200	2775	4504	Community Events Re	3/31/2022	1		March 2022 Revenue Deferral	2,025.00		JV
110	135	1000	6140	Computer Supplies	3/31/2022	001		AMAZON (3) Docking Stations - Josh;	429.00		JV
110	525	1000	6140	Computer Supplies	3/31/2022	001		AMAZON UPS Battery APC - Back up for	359.99		JV
110	525	1000	6140	Computer Supplies	3/31/2022	001		AMAZON APC UPS replacement battery -	544.14		JV
110	200	5339	6032	Contractual / 80-20 Pr	3/1/2022	BCATA-042022	BLUE LOTUS MARTIAL ARTS LLC	TAEKWONDO CLASSES FEB. 2022	2,560.00		API
110	300	5201	6032	Contractual / 80-20 Pr	3/2/2022	HARHEA-0302	KINDERDANCE	Kinderdance Classes 02/1-02/26/22	612.00		API
110	300	5201	6032	Contractual / 80-20 Pr	3/31/2022	HARHEA-0404	KINDERDANCE	KINDER CLASSES 03/01/2022-03/31/2022	252.00		API
110	300	5249	6032	Contractual / 80-20 Pr	3/31/2022	SLAERI-040422	ERIC SLAVIN	GUITAR LESSONS 03/1/22 THRU 03/31/22	847.00		API
110	300	5314	6032	Contractual / 80-20 Pr	3/31/2022	RRFEN041322	ROUND ROCK FENCING CLUB	Fencing Classes 03/07/22 - 04/13/22	6,360.00		API
110	300	5325	6032	Contractual / 80-20 Pr	3/7/2022	030722	GREATER AUSTIN BADMINTON /	Youth Badminton Classes 01/09-03/06/22	1,073.98		API
110	300	5331	6032	Contractual / 80-20 Pr	3/18/2022	AAONAA-0318	AMAZING ATHLETES OF NORTH	Michelle Upshaw: Amazing Athletes	313.60		API
110	300	5337	6032	Contractual / 80-20 Pr	3/30/2022	ATXELI-033022	ATX ELITE HOOPS LLC	ATX Elite Hoops 2/27/22-03/27/22	406.00		API
110	300	5339	6032	Contractual / 80-20 Pr	3/2/2022	BCATA-030222	BLUE LOTUS MARTIAL ARTS LLC	Taekwondo Classes January 2022	2,316.98		API
110	300	5354	6032	Contractual / 80-20 Pr	3/18/2022	ATOROS-0318	SPURS D-LEAGUE LLC	Austin Spurs Spring Break Camp- 03/14-	2,995.20		API
110	300	5337	6032	Contractual / 80-20 Pr	3/10/2022	MISC03102022	ATX ELITE HOOPS	FEB OUTDOOR COURTS 10%		72.00	CR
110	120	1000	6080	Contractual/Contract	3/31/2022	6409	MEEDER PUBLIC FUNDS INC	INVESTMENT MANAGEMENT - JAN-MAR	5,000.00		API
110	120	1000	6080	Contractual/Contract	3/1/2022	SINV0177804	WORKQUEST	2-64 Gal Bins-Mntly Secured Conf Recycle	36.00		API
110	120	1000	6080	Contractual/Contract	3/1/2022	SINV0179713	WORKQUEST	2-64 GAL BINS-MNTLY SECURED CONF	36.00		API
110	145	1000	6080	Contractual/Contract	3/31/2022	104	ROBERT MARCHBANKS	Task 03 02/28/22 - 03/28/22	12,463.75		API
110	145	1000	6080	Contractual/Contract	3/14/2022	2022-024PST	MICROIX, INC.	Workflow Requistion Module & Time	3,150.00		API
110	145	1000	6080	Contractual/Contract	3/1/2022	59500266	ROBERT HALF MANAGEMENT RI	S.WERNER-ACCT. ASST. SRV: WK ENDING	1,465.20		API
110	145	1000	6080	Contractual/Contract	3/7/2022	59538127	ROBERT HALF MANAGEMENT RI	S.WERNER-ACCT. ASST. SRV: WK ENDING	1,465.20		API
110	145	1000	6080	Contractual/Contract	3/17/2022	59617310	ROBERT HALF MANAGEMENT RI	S.WERNER-ACCT. ASST. SRV: WK ENDING	1,465.20		API
110	145	1000	6080	Contractual/Contract	3/22/2022	59635558	ROBERT HALF MANAGEMENT RI	S.WERNER-ACCT. ASST. SRV: WK ENDING	1,465.20		API
110	145	1000	6080	Contractual/Contract	3/28/2022	59669143	ROBERT HALF MANAGEMENT RI	S.WERNER-ACCT. ASST. SRV: WK ENDING	1,465.20		API
110	200	2718	6080	Contractual/Contract	3/5/2022	012522	FLYING DISC DOGS OF AUSTIN	Doggy Play Day Entertainment-	300.00		API
110	200	2718	6080	Contractual/Contract	3/2/2022	28	LESSON MEDRANO	Doggy Play Day Photographer	450.00		API

110	200	5232	6080	Contractual/Contract	3/11/2022	29	LESSON MEDRANO	Spring Campout Photographer	525.00		API
110	200	5309	6080	Contractual/Contract	3/1/2022	CARPET-0214-	PETER D CARR	Adult Volleyball Referee- 02.14.2022	60.00		API
110	200	5309	6080	Contractual/Contract	3/1/2022	CARPET-02142	PETER D CARR	Adult Volleyball Coordinator- 02.14.2022	15.00		API
110	200	5309	6080	Contractual/Contract	3/1/2022	CARPET-02212	PETER D CARR	Adult Volleyball Coordinator- 02.21.2022	10.00		API
110	200	5309	6080	Contractual/Contract	3/1/2022	CARPET-02212	PETER D CARR	Adult Volleyball Referee- 02.21.2022	40.00		API
110	200	5309	6080	Contractual/Contract	3/28/2022	WHIBOB-0328	BOBBY WHITE	ADULT SAND VOLLEYBALL COORDINATOR	20.00		API
110	200	5309	6080	Contractual/Contract	3/28/2022	WHIBOB-0328	BOBBY WHITE	ADULT SAND VOLLEYBALL RE4FEREE	80.00		API
110	275	3001	6080	Contractual/Contract	3/1/2022	9681	HERITAGE TREE CARE, LLC	Dead Tree Removal on GO Drive	2,850.00		API
110	275	3001	6080	Contractual/Contract	3/22/2022	9786	HERITAGE TREE CARE, LLC	Remove Deads by O'Connor	2,850.00		API
110	300	5223	6080	Contractual/Contract	3/31/2022	03/01/22-03/3	LINA OMEIS	LEBANESE COOKING CLASSES MARCH	140.00		API
110	300	5235	6080	Contractual/Contract	3/10/2022	4667	ROUND ROCK ISD	After School Program & BC METS Trip	653.85		API
110	300	5235	6080	Contractual/Contract	3/31/2022	4690	ROUND ROCK ISD	March 2022-TRANSPORTATION BILLING	714.00		API
110	300	5248	6080	Contractual/Contract	3/10/2022	4667	ROUND ROCK ISD	After School Program & BC METS Trip	672.00		API
110	300	5265	6080	Contractual/Contract	3/31/2022	4690	ROUND ROCK ISD	March 2022-TRANSPORTATION BILLING	376.75		API
110	300	5350	6080	Contractual/Contract	3/15/2022	HENPHI-0222	PHIL HENDERSON	Youth Volleyball Coordinator- 02.19 &	150.00		API
110	300	5350	6080	Contractual/Contract	3/1/2022	JURLES-02262	LESLIE W. JURRELLS	Youth Basketball Referee- 02.26.2022	144.00		API
110	300	5351	6080	Contractual/Contract	3/3/2022	ANDRIC-03032	RICHARD ANDIS	Adult Basketball Referee- 03.03.2022	96.00		API
110	300	5351	6080	Contractual/Contract	3/10/2022	ANDRIC-03102	RICHARD ANDIS	Adult BBall Referee- 03.10.2022	72.00		API
110	300	5351	6080	Contractual/Contract	3/3/2022	DEYMIC-03032	MICHAEL DEYOUNG	Adult Basketball Referee- 03.03.2022	96.00		API
110	300	5351	6080	Contractual/Contract	3/10/2022	DEYMIC-03102	MICHAEL DEYOUNG	Adult Basketball Referee- 03.10.2022	72.00		API
110	300	5351	6080	Contractual/Contract	3/31/2022	DEYMIC-03312	MICHAEL DEYOUNG	ADULT BBALL REFEREE 03.31.22	96.00		API
110	300	5351	6080	Contractual/Contract	3/31/2022	DUBTOM-033	TOM DUBOSE	ADULT BBALL REFEREE 03.31.22	96.00		API
110	300	5351	6080	Contractual/Contract	3/3/2022	KINSCO-03032	SCOTT H KINNEY	Adult Basketball Referee- 03.03.2022	96.00		API
110	300	5351	6080	Contractual/Contract	3/10/2022	KINSCO-03102	SCOTT H KINNEY	Adult BBall Referee- 03.10.2022	72.00		API
110	300	5351	6080	Contractual/Contract	3/31/2022	KINSCO-03312	SCOTT H KINNEY	ADULT BBALL REFEREE 03.31.22	96.00		API
110	300	5351	6080	Contractual/Contract	3/10/2022	SPRJAS-03102	JASON SPRINGFIELD	Adult BBall Referee- 03.10.2022	72.00		API
110	300	5351	6080	Contractual/Contract	3/10/2022	SPRJAS-03112	JASON SPRINGFIELD	Adult BBall Coordinator-02/10, 2/17,	190.00		API
110	300	5351	6080	Contractual/Contract	3/31/2022	SYKANT-03312	ANTHONY SYKES	ADULT BBALL REFEREE 03.31.22	96.00		API
110	300	5351	6080	Contractual/Contract	3/3/2022	WIGRUS-0303	RUSSELL A. WIGHT	Adult Basketball Referee- 03.03.2022	96.00		API
110	300	5360	6080	Contractual/Contract	3/2/2022	CARPET-03022	PETER D CARR	ADULT VOLLEYBALL COORDINATOR	10.00		API
110	300	5360	6080	Contractual/Contract	3/9/2022	CARPET-03092	PETER D CARR	Adult Volleyball Referee- 03.09.2022	60.00		API
110	300	5360	6080	Contractual/Contract	3/9/2022	CARPET-03092	PETER D CARR	Adult Volleyball Coordinator- 03.09.2022	15.00		API
110	300	5360	6080	Contractual/Contract	3/2/2022	CARPET-03222	PETER D CARR	ADULT VOLLEYBALL REFEREE 03/2/2022	40.00		API
110	300	5360	6080	Contractual/Contract	3/30/2022	CARPET-03302	PETER D CARR	ADULT VOLLEYBALL REFEREE 03/30/22	40.00		API
110	300	5360	6080	Contractual/Contract	3/30/2022	CARPET-03302	PETER D CARR	ADULT VOLLEYBALL COORDINATOR -	15.00		API
110	300	5360	6080	Contractual/Contract	3/2/2022	WHIBOB-0302	BOBBY WHITE	ADULT VOLLEYBALL REFEREE 03/2/2022	40.00		API
110	300	5360	6080	Contractual/Contract	3/9/2022	WHIBOB-0309	BOBBY WHITE	Adult Volleyball Referee- 03.09.2022	60.00		API
110	300	5360	6080	Contractual/Contract	3/30/2022	WHIBOB-0330	BOBBY WHITE	ADULT VOLLEYBALL REFEREE 03/30/22	60.00		API
110	500	1000	6080	Contractual/Contract	3/31/2022	22-05028	TEXAS811	Mar. 22- Underground Utilities Notices	174.80		API
110	550	1000	6080	Contractual/Contract	3/1/2022	2022-0278	PUMP SOLUTIONS, INC	Horizon 2 Liftstation Transducer Panel	988.00		API
110	550	1000	6080	Contractual/Contract	3/2/2022	22-3805-01	CONTROL PANELS USA INC.	Highland Horizon 2 Well #5 Maint-SCADA	631.00		API
110	550	1000	6080	Contractual/Contract	3/2/2022	22-3805-01	CONTROL PANELS USA INC.	Highland Horizon 2 Well #5 Maint-SCADA	631.80		API
110	550	1000	6080	Contractual/Contract	3/2/2022	22-3805-01	CONTROL PANELS USA INC.	Highland Horizon 2 Well #5 Maint-SCADA		631.00	API
110	550	1000	6080	Contractual/Contract	3/28/2022	22-3877-01	CONTROL PANELS USA INC.	Highland Horizon 2 PLC Replacement	625.90		API
110	550	1000	6080	Contractual/Contract	3/31/2022	22-3878-01	CONTROL PANELS USA INC.	Highland Horizon 2 PLC Replacement	2,700.00		API
110	550	1000	6080	Contractual/Contract	3/1/2022	60453	ALL CENTEX INC	Pumpdown Wetwells- Cat Hallow	900.00		API
110	135	1000	6040	Contractual/Network	3/28/2022	2200231	CABLE COM INC.	Setup landline connections Spectrum	288.71		API
110	135	1000	6040	Contractual/Network	3/1/2022	28053	GRAVITY SYSTEMS INC.	Managed Network & Server	1,707.00		API
110	135	1000	6040	Contractual/Network	3/28/2022	40	PERPETUAL INNOVATIONS	IT CONSULTING - JAN. 2022	2,100.00		API
110	135	1000	6040	Contractual/Network	3/28/2022	41	PERPETUAL INNOVATIONS	IT CONSULTING - FEB. 2022	1,750.00		API

110	135	1000	6040	Contractual/Network	3/31/2022	42	PERPETUAL INNOVATIONS	IT CONSULTING - Mar. 2022	2,250.00		API
110	135	1000	6045	Contractual/Website	3/1/2022	INV222254	QSCEND TECHNOLOGIES, INC	WEBSITE-DATABASE HSTNG/DDOS	2,100.00		API
110	110	1000	6010	Contractual-Legal	3/1/2022	42041	McLEAN & HOWARD, L.L.P.	FEB. 2022 ATTORNEY FEES-SPECIAL	12,380.00		API
110	110	1000	6010	Contractual-Legal	3/1/2022	42041	McLEAN & HOWARD, L.L.P.	FEB. 2022 ATTORNEY FEES-GENERAL	3,000.00		API
110	110	1000	6010	Contractual-Legal	3/31/2022	42367	McLEAN & HOWARD, L.L.P.	MAR 2022 ATTORNEY FEES - GENERAL	3,000.00		API
110	110	1000	6010	Contractual-Legal	3/31/2022	42367	McLEAN & HOWARD, L.L.P.	MAR 2022 ATTORNEY FEES - SPEC	10,697.50		API
110	140	1000	6010	Contractual-Legal	3/31/2022	25504	JUDY OSBORN	PROFFESSIONAL SERIVCES - MARCH 2022	1,300.00		API
110	120	1000	6148	Copier/Laser Printer S	3/30/2022	20873	P & B PRINT	ENVELOPES FOR BILING & RESIDENT	479.97		API
110	120	1000	6148	Copier/Laser Printer S	3/31/2022	3504300706	STAPLES CONTRACT & COMMER	HP Toner - Admin MGR	317.64		API
110	145	1000	6148	Copier/Laser Printer S	3/31/2022	3504300764	STAPLES CONTRACT & COMMER	Toner & Drum - Purchasing Specialist	126.25		API
110	300	1000	6148	Copier/Laser Printer S	3/23/2022	234072273001	OFFICE DEPOT LLC	Paper for Plotter Machine (2) Rolls	41.98		API
110	300	1000	6148	Copier/Laser Printer S	3/23/2022	234073287001	OFFICE DEPOT LLC	Ink Cart for Plotter Machine	52.86		API
110	300	1000	6148	Copier/Laser Printer S	3/1/2022	3501068255	STAPLES CONTRACT & COMMER	Toners - Sports/Fitness	53.98		API
110	300	1000	6148	Copier/Laser Printer S	3/1/2022	3501068281	STAPLES CONTRACT & COMMER	Toner - CC	26.99		API
110	300	1000	6148	Copier/Laser Printer S	3/31/2022	3504300737	STAPLES CONTRACT & COMMER	Brother Toner - Programs	82.19		API
110	300	1000	6148	Copier/Laser Printer S	3/31/2022	3504300758	STAPLES CONTRACT & COMMER	Black ink Cartridge for Plotter Machine	39.90		API
110	300	1000	6148	Copier/Laser Printer S	3/31/2022	3504300768	STAPLES CONTRACT & COMMER	Toners - Member Svc's	220.62		API
110	500	1000	6148	Copier/Laser Printer S	3/31/2022	001		AMAZON Toner Ink for Printer - PW Bldg	127.89		JV
110	250	2101	4522	Day Passes	3/16/2022	4142154921		RecTrac revenue		26.00	CR
110	250	2101	4522	Day Passes	3/11/2022	4142154921		RecTrac revenue		14.00	CR
110	250	2101	4522	Day Passes	3/14/2022	4142154921		RecTrac revenue		4.00	CR
110	250	2101	4522	Day Passes	3/12/2022	4142154921		RecTrac revenue		4.00	CR
110	250	2101	4522	Day Passes	3/13/2022	4142154921		RecTrac revenue		9.00	CR
110	250	2101	4522	Day Passes	3/2/2022	4142154921		RecTrac revenue		8.00	CR
110	250	2101	4522	Day Passes	3/15/2022	4142154921		RecTrac revenue		16.00	CR
110	250	2101	4522	Day Passes	3/22/2022	4142154921		RecTrac revenue		9.00	CR
110	250	2101	4522	Day Passes	3/19/2022	4142154921		RecTrac revenue		36.00	CR
110	250	2101	4522	Day Passes	3/20/2022	4142154921		RecTrac revenue		68.00	CR
110	250	2101	4522	Day Passes	3/21/2022	4142154921		RecTrac revenue		8.00	CR
110	250	2101	4522	Day Passes	3/21/2022	4142154921		RecTrac revenue		8.00	CR
110	250	2101	4522	Day Passes	3/8/2022	4142154921		RecTrac offset		4.00	CR
110	250	2101	4522	Day Passes	3/6/2022	4142154921		RecTrac revenue		26.00	CR
110	250	2101	4522	Day Passes	3/5/2022	4142154921		RecTrac revenue		4.00	CR
110	250	2101	4522	Day Passes	3/1/2022	4142154921		RecTrac revenue		4.00	CR
110	250	2101	4522	Day Passes	3/5/2022	4142154921		RecTrac revenue		4.00	CR
110	250	2101	4522	Day Passes	3/4/2022	4142154921		RecTrac revenue		12.00	CR
110	250	2101	4522	Day Passes	3/17/2022	4142154921		RecTrac revenue		16.00	CR
110	250	2101	4522	Day Passes	3/18/2022	4142154921		RecTrac revenue		16.00	CR
110	250	2101	4522	Day Passes	3/27/2022	4142154921		RecTrac revenue		40.00	CR
110	250	2101	4522	Day Passes	3/26/2022	4142154921		RecTrac revenue		48.00	CR
110	250	2101	4522	Day Passes	3/25/2022	4142154921		RecTrac revenue		13.00	CR
110	250	2101	4522	Day Passes	3/23/2022	4142154921		RecTrac revenue		4.00	CR
110	250	2101	4522	Day Passes	3/31/2022	4142154921		RecTrac revenue		4.00	CR
110	250	2104	4522	Day Passes	3/18/2022	4142154921		RecTrac revenue		28.00	CR
110	250	2104	4522	Day Passes	3/17/2022	4142154921		RecTrac revenue		12.00	CR
110	250	2104	4522	Day Passes	3/26/2022	4142154921		RecTrac revenue		49.00	CR
110	250	2104	4522	Day Passes	3/27/2022	4142154921		RecTrac revenue		64.00	CR
110	250	2104	4522	Day Passes	3/24/2022	4142154921		RecTrac revenue		12.00	CR
110	250	2104	4522	Day Passes	3/28/2022	4142154921		RecTrac revenue		5.00	CR
110	250	2104	4522	Day Passes	3/31/2022	4142154921		RecTrac revenue		12.00	CR

110	250	2104	4522	Day Passes	3/30/2022	4142154921	RecTrac revenue		11.00	CR
110	250	2104	4522	Day Passes	3/3/2022	4142154921	RecTrac revenue		10.00	CR
110	250	2104	4522	Day Passes	3/5/2022	4142154921	RecTrac revenue		12.00	CR
110	250	2104	4522	Day Passes	3/5/2022	4142154921	RecTrac revenue		12.00	CR
110	250	2104	4522	Day Passes	3/6/2022	4142154921	RecTrac revenue		4.00	CR
110	250	2104	4522	Day Passes	3/20/2022	4142154921	RecTrac revenue		19.00	CR
110	250	2104	4522	Day Passes	3/19/2022	4142154921	RecTrac revenue		20.00	CR
110	250	2104	4522	Day Passes	3/15/2022	4142154921	RecTrac revenue		26.00	CR
110	250	2104	4522	Day Passes	3/2/2022	4142154921	RecTrac revenue		12.00	CR
110	250	2104	4522	Day Passes	3/10/2022	4142154921	RecTrac revenue		6.00	CR
110	250	2104	4522	Day Passes	3/14/2022	4142154921	RecTrac revenue		26.00	CR
110	250	2104	4522	Day Passes	3/14/2022	4142154921	RecTrac revenue		3.00	CR
110	250	2104	4522	Day Passes	3/16/2022	4142154921	RecTrac revenue		73.00	CR
110	300	1000	4522	Day Passes	3/24/2022	4142154921	RecTrac revenue		90.00	CR
110	300	1000	4522	Day Passes	3/27/2022	4142154921	RecTrac revenue		100.00	CR
110	300	1000	4522	Day Passes	3/26/2022	4142154921	RecTrac revenue		180.00	CR
110	300	1000	4522	Day Passes	3/28/2022	4142154921	RecTrac revenue		260.00	CR
110	300	1000	4522	Day Passes	3/17/2022	4142154921	RecTrac revenue		185.00	CR
110	300	1000	4522	Day Passes	3/23/2022	4142154921	RecTrac revenue		150.00	CR
110	300	1000	4522	Day Passes	3/31/2022	4142154921	RecTrac revenue		130.00	CR
110	300	1000	4522	Day Passes	3/25/2022	4142154921	RecTrac revenue		270.00	CR
110	300	1000	4522	Day Passes	3/30/2022	4142154921	RecTrac revenue		135.00	CR
110	300	1000	4522	Day Passes	3/29/2022	4142154921	RecTrac revenue		140.00	CR
110	300	1000	4522	Day Passes	3/9/2022	4142154921	RecTrac revenue		110.00	CR
110	300	1000	4522	Day Passes	3/7/2022	4142154921	RecTrac revenue		165.00	CR
110	300	1000	4522	Day Passes	3/6/2022	4142154921	RecTrac revenue		185.00	CR
110	300	1000	4522	Day Passes	3/5/2022	4142154921	RecTrac revenue		285.00	CR
110	300	1000	4522	Day Passes	3/8/2022	4142154921	RecTrac revenue		255.00	CR
110	300	1000	4522	Day Passes	3/4/2022	4142154921	RecTrac revenue		295.00	CR
110	300	1000	4522	Day Passes	3/5/2022	4142154921	RecTrac revenue		285.00	CR
110	300	1000	4522	Day Passes	3/3/2022	4142154921	RecTrac revenue		85.00	CR
110	300	1000	4522	Day Passes	3/2/2022	4142154921	RecTrac revenue		60.00	CR
110	300	1000	4522	Day Passes	3/1/2022	4142154921	RecTrac revenue		115.00	CR
110	300	1000	4522	Day Passes	3/22/2022	4142154921	RecTrac revenue		105.00	CR
110	300	1000	4522	Day Passes	3/20/2022	4142154921	RecTrac revenue		130.00	CR
110	300	1000	4522	Day Passes	3/15/2022	4142154921	RecTrac revenue		225.00	CR
110	300	1000	4522	Day Passes	3/18/2022	4142154921	RecTrac revenue		150.00	CR
110	300	1000	4522	Day Passes	3/21/2022	4142154921	RecTrac revenue		195.00	CR
110	300	1000	4522	Day Passes	3/19/2022	4142154921	RecTrac revenue		170.00	CR
110	300	1000	4522	Day Passes	3/11/2022	4142154921	RecTrac revenue		255.00	CR
110	300	1000	4522	Day Passes	3/14/2022	4142154921	RecTrac revenue		330.00	CR
110	300	1000	4522	Day Passes	3/16/2022	4142154921	RecTrac revenue		175.00	CR
110	300	1000	4522	Day Passes	3/13/2022	4142154921	RecTrac revenue		10.00	CR
110	300	1000	4522	Day Passes	3/12/2022	4142154921	RecTrac revenue		340.00	CR
110	300	1000	4522	Day Passes	3/13/2022	4142154921	RecTrac revenue		200.00	CR
110	300	1000	4522	Day Passes	3/10/2022	4142154921	RecTrac revenue		265.00	CR
110	250	2101	4522	Day Passes	3/6/2022	1	REV - MAR22 RT IMPORTS06	4.00		JV
110	250	2104	4522	Day Passes	3/6/2022	1	REV - MAR22 RT IMPORTS06	12.00		JV
110	300	1000	4522	Day Passes	3/6/2022	1	REV - MAR22 RT IMPORTS06	285.00		JV
110			2103	Deferred Revenue	3/31/2022	001	Amortize October 2021 Revenue Deferral	1,779.00		JV

110			2103	Deferred Revenue	3/31/2022	001		Amortize November 2021 Revenue	1,227.00		JV
110			2103	Deferred Revenue	3/31/2022	001		Amortize February 2022 Revenue	23,056.50		JV
110			2103	Deferred Revenue	3/31/2022	001		Amortize December 2021 Revenue	1,875.50		JV
110			2103	Deferred Revenue	3/31/2022	002		Reverse FEBRUARY 2022 Revenue	47,726.89		JV
110			2103	Deferred Revenue	3/31/2022	007		Amortize September 2021 Revenue	1,424.00		JV
110			2103	Deferred Revenue	3/31/2022	007		Amortize August 2021 Revenue Deferral	1,684.00		JV
110			2103	Deferred Revenue	3/31/2022	1		March 2022 Revenue Deferral		75,185.50	JV
110			2103	Deferred Revenue	3/31/2022	1		MARCH 2022 Revenue Deferral - Rentals		90,428.14	JV
110			2103	Deferred Revenue	3/31/2022	1		Amortize January 2022 Revenue Deferral	5,811.00		JV
610	610	1000	4104	Defined Area Delinque	3/1/2022	TAX RECEIPT0	WILLIAMSON COUNTY TAX OFFI	MAR 22 TAX RECEIPTS			CR
610	610	1000	4104	Defined Area Delinque	3/1/2022	TAX RECEIPT0	WILLIAMSON COUNTY TAX OFFI	MAR 22 TAX RECEIPTS			CR
610	610	1000	4104	Defined Area Delinque	3/1/2022	TAX RECEIPT0	WILLIAMSON COUNTY TAX OFFI	MAR 22 TAX RECEIPTS			CR
610	610	1000	4104	Defined Area Delinque	3/1/2022	TAX RECEIPT0	WILLIAMSON COUNTY TAX OFFI	MAR 22 TAX RECEIPTS			CR
610	610	1000	4104	Defined Area Delinque	3/1/2022	TAX RECEIPT0	WILLIAMSON COUNTY TAX OFFI	MAR 22 TAX RECEIPTS			CR
610	610	1000	4104	Defined Area Delinque	3/1/2022	TAX RECEIPT0	WILLIAMSON COUNTY TAX OFFI	MAR 22 TAX RECEIPTS			CR
610	610	1000	4104	Defined Area Delinque	3/1/2022	TAX RECEIPT0	WILLIAMSON COUNTY TAX OFFI	MAR 22 TAX RECEIPTS			CR
610	610	1000	4104	Defined Area Delinque	3/1/2022	TAX RECEIPT0	WILLIAMSON COUNTY TAX OFFI	MAR 22 TAX RECEIPTS			CR
610	610	1000	4104	Defined Area Delinque	3/1/2022	TAX RECEIPT0	WILLIAMSON COUNTY TAX OFFI	MAR 22 TAX RECEIPTS			CR
610	610	1000	4104	Defined Area Delinque	3/1/2022	TAX RECEIPT0	WILLIAMSON COUNTY TAX OFFI	MAR 22 TAX RECEIPTS			CR
610	610	1000	4104	Defined Area Delinque	3/1/2022	TAX RECEIPT0	WILLIAMSON COUNTY TAX OFFI	MAR 22 TAX RECEIPTS		2.42	CR
610	610	1000	4104	Defined Area Delinque	3/1/2022	TAX RECEIPT0	WILLIAMSON COUNTY TAX OFFI	MAR 22 TAX RECEIPTS			CR
610	610	1000	4104	Defined Area Delinque	3/1/2022	TAX RECEIPT0	WILLIAMSON COUNTY TAX OFFI	MAR 22 TAX RECEIPTS			CR
610	610	1000	4104	Defined Area Delinque	3/1/2022	TAX RECEIPT0	WILLIAMSON COUNTY TAX OFFI	MAR 22 TAX RECEIPTS			CR
610	610	1000	4104	Defined Area Delinque	3/1/2022	TAX RECEIPT0	WILLIAMSON COUNTY TAX OFFI	MAR 22 TAX RECEIPTS			CR
610	610	1000	4104	Defined Area Delinque	3/1/2022	TAX RECEIPT0	WILLIAMSON COUNTY TAX OFFI	MAR 22 TAX RECEIPTS			CR
610	610	1000	4104	Defined Area Delinque	3/1/2022	TAX RECEIPT0	WILLIAMSON COUNTY TAX OFFI	MAR 22 TAX RECEIPTS			CR
610	610	1000	4104	Defined Area Delinque	3/1/2022	TAX RECEIPT0	WILLIAMSON COUNTY TAX OFFI	MAR 22 TAX RECEIPTS			CR
610	610	1000	4104	Defined Area Delinque	3/1/2022	TAX RECEIPT0	WILLIAMSON COUNTY TAX OFFI	MAR 22 TAX RECEIPTS			CR
610	610	1000	4104	Defined Area Delinque	3/1/2022	TAX RECEIPT0	WILLIAMSON COUNTY TAX OFFI	MAR 22 TAX RECEIPTS			CR
610	610	1000	4104	Defined Area Delinque	3/1/2022	TAX RECEIPT0	WILLIAMSON COUNTY TAX OFFI	MAR 22 TAX RECEIPTS			CR
610	610	1000	4103	Defined Area Tax	3/1/2022	TAX RECEIPT0	WILLIAMSON COUNTY TAX OFFI	MAR 22 TAX RECEIPTS		0.92	CR
610	610	1000	4103	Defined Area Tax	3/1/2022	TAX RECEIPT0	WILLIAMSON COUNTY TAX OFFI	MAR 22 TAX RECEIPTS			CR
610	610	1000	4103	Defined Area Tax	3/1/2022	TAX RECEIPT0	WILLIAMSON COUNTY TAX OFFI	MAR 22 TAX RECEIPTS		703.32	CR
610	610	1000	4103	Defined Area Tax	3/1/2022	TAX RECEIPT0	WILLIAMSON COUNTY TAX OFFI	MAR 22 TAX RECEIPTS			CR
610	610	1000	4103	Defined Area Tax	3/1/2022	TAX RECEIPT0	WILLIAMSON COUNTY TAX OFFI	MAR 22 TAX RECEIPTS		842.12	CR
610	610	1000	4103	Defined Area Tax	3/1/2022	TAX RECEIPT0	WILLIAMSON COUNTY TAX OFFI	MAR 22 TAX RECEIPTS		53.60	CR
610	610	1000	4103	Defined Area Tax	3/1/2022	TAX RECEIPT0	WILLIAMSON COUNTY TAX OFFI	MAR 22 TAX RECEIPTS		837.93	CR
610	610	1000	4103	Defined Area Tax	3/1/2022	TAX RECEIPT0	WILLIAMSON COUNTY TAX OFFI	MAR 22 TAX RECEIPTS		239.97	CR
610	610	1000	4103	Defined Area Tax	3/1/2022	TAX RECEIPT0	WILLIAMSON COUNTY TAX OFFI	MAR 22 TAX RECEIPTS			CR
610	610	1000	4103	Defined Area Tax	3/1/2022	TAX RECEIPT0	WILLIAMSON COUNTY TAX OFFI	MAR 22 TAX RECEIPTS		155.08	CR
610	610	1000	4103	Defined Area Tax	3/1/2022	TAX RECEIPT0	WILLIAMSON COUNTY TAX OFFI	MAR 22 TAX RECEIPTS		1,005.25	CR
610	610	1000	4103	Defined Area Tax	3/1/2022	TAX RECEIPT0	WILLIAMSON COUNTY TAX OFFI	MAR 22 TAX RECEIPTS			CR
610	610	1000	4103	Defined Area Tax	3/1/2022	TAX RECEIPT0	WILLIAMSON COUNTY TAX OFFI	MAR 22 TAX RECEIPTS			CR
610	610	1000	4103	Defined Area Tax	3/1/2022	TAX RECEIPT0	WILLIAMSON COUNTY TAX OFFI	MAR 22 TAX RECEIPTS		190.19	CR
610	610	1000	4103	Defined Area Tax	3/1/2022	TAX RECEIPT0	WILLIAMSON COUNTY TAX OFFI	MAR 22 TAX RECEIPTS		132.98	CR
610	610	1000	4103	Defined Area Tax	3/1/2022	TAX RECEIPT0	WILLIAMSON COUNTY TAX OFFI	MAR 22 TAX RECEIPTS			CR
610	610	1000	4103	Defined Area Tax	3/1/2022	TAX RECEIPT0	WILLIAMSON COUNTY TAX OFFI	MAR 22 TAX RECEIPTS			CR
610	610	1000	4103	Defined Area Tax	3/1/2022	TAX RECEIPT0	WILLIAMSON COUNTY TAX OFFI	MAR 22 TAX RECEIPTS			CR

610	610	1000	4103	Defined Area Tax	3/1/2022	TAX RECEIPT0:	WILLIAMSON COUNTY TAX OFFI	MAR 22 TAX RECEIPTS		CR
610	610	1000	4103	Defined Area Tax	3/1/2022	TAX RECEIPT0:	WILLIAMSON COUNTY TAX OFFI	MAR 22 TAX RECEIPTS	503.30	CR
610	610	1000	4103	Defined Area Tax	3/1/2022	TAX RECEIPT0:	WILLIAMSON COUNTY TAX OFFI	MAR 22 TAX RECEIPTS	310.49	CR
610	610	1000	4103	Defined Area Tax	3/1/2022	TAX RECEIPT0:	WILLIAMSON COUNTY TAX OFFI	MAR 22 TAX RECEIPTS	202.96	CR
610	610	1000	4103	Defined Area Tax	3/1/2022	TAX RECEIPT0:	WILLIAMSON COUNTY TAX OFFI	MAR 22 TAX RECEIPTS	174.75	CR
110	120	1000	4102	Delinquent Property T	3/1/2022	TAX RECEIPT0:	WILLIAMSON COUNTY TAX OFFI	MAR 22 TAX RECEIPTS		CR
110	120	1000	4102	Delinquent Property T	3/1/2022	TAX RECEIPT0:	WILLIAMSON COUNTY TAX OFFI	MAR 22 TAX RECEIPTS	23.67	CR
110	120	1000	4102	Delinquent Property T	3/1/2022	TAX RECEIPT0:	WILLIAMSON COUNTY TAX OFFI	MAR 22 TAX RECEIPTS		CR
110	120	1000	4102	Delinquent Property T	3/1/2022	TAX RECEIPT0:	WILLIAMSON COUNTY TAX OFFI	MAR 22 TAX RECEIPTS	28.23	CR
110	120	1000	4102	Delinquent Property T	3/1/2022	TAX RECEIPT0:	WILLIAMSON COUNTY TAX OFFI	MAR 22 TAX RECEIPTS		CR
110	120	1000	4102	Delinquent Property T	3/1/2022	TAX RECEIPT0:	WILLIAMSON COUNTY TAX OFFI	MAR 22 TAX RECEIPTS	21.54	CR
110	120	1000	4102	Delinquent Property T	3/1/2022	TAX RECEIPT0:	WILLIAMSON COUNTY TAX OFFI	MAR 22 TAX RECEIPTS		CR
110	120	1000	4102	Delinquent Property T	3/1/2022	TAX RECEIPT0:	WILLIAMSON COUNTY TAX OFFI	MAR 22 TAX RECEIPTS		CR
110	120	1000	4102	Delinquent Property T	3/1/2022	TAX RECEIPT0:	WILLIAMSON COUNTY TAX OFFI	MAR 22 TAX RECEIPTS	52.71	CR
110	120	1000	4102	Delinquent Property T	3/1/2022	TAX RECEIPT0:	WILLIAMSON COUNTY TAX OFFI	MAR 22 TAX RECEIPTS	1.78	CR
110	120	1000	4102	Delinquent Property T	3/1/2022	TAX RECEIPT0:	WILLIAMSON COUNTY TAX OFFI	MAR 22 TAX RECEIPTS		CR
110	120	1000	4102	Delinquent Property T	3/1/2022	TAX RECEIPT0:	WILLIAMSON COUNTY TAX OFFI	MAR 22 TAX RECEIPTS	15.72	CR
110	120	1000	4102	Delinquent Property T	3/1/2022	TAX RECEIPT0:	WILLIAMSON COUNTY TAX OFFI	MAR 22 TAX RECEIPTS		CR
110	120	1000	4102	Delinquent Property T	3/1/2022	TAX RECEIPT0:	WILLIAMSON COUNTY TAX OFFI	MAR 22 TAX RECEIPTS		CR
110	120	1000	4102	Delinquent Property T	3/1/2022	TAX RECEIPT0:	WILLIAMSON COUNTY TAX OFFI	MAR 22 TAX RECEIPTS		CR
110	120	1000	4102	Delinquent Property T	3/1/2022	TAX RECEIPT0:	WILLIAMSON COUNTY TAX OFFI	MAR 22 TAX RECEIPTS	70.36	CR
110	120	1000	4102	Delinquent Property T	3/1/2022	TAX RECEIPT0:	WILLIAMSON COUNTY TAX OFFI	MAR 22 TAX RECEIPTS		CR
110	120	1000	4102	Delinquent Property T	3/1/2022	TAX RECEIPT0:	WILLIAMSON COUNTY TAX OFFI	MAR 22 TAX RECEIPTS		CR
110	120	1000	4102	Delinquent Property T	3/1/2022	TAX RECEIPT0:	WILLIAMSON COUNTY TAX OFFI	MAR 22 TAX RECEIPTS		CR
110	120	1000	4102	Delinquent Property T	3/1/2022	TAX RECEIPT0:	WILLIAMSON COUNTY TAX OFFI	MAR 22 TAX RECEIPTS	3.85	CR
110	120	1000	4102	Delinquent Property T	3/1/2022	TAX RECEIPT0:	WILLIAMSON COUNTY TAX OFFI	MAR 22 TAX RECEIPTS	4.82	CR
110	120	1000	4102	Delinquent Property T	3/1/2022	TAX RECEIPT0:	WILLIAMSON COUNTY TAX OFFI	MAR 22 TAX RECEIPTS		CR
110	120	1000	4102	Delinquent Property T	3/1/2022	TAX RECEIPT0:	WILLIAMSON COUNTY TAX OFFI	MAR 22 TAX RECEIPTS		CR
110	120	1000	4102	Delinquent Property T	3/1/2022	TAX RECEIPT0:	WILLIAMSON COUNTY TAX OFFI	MAR 22 TAX RECEIPTS		CR
110	120	1000	4102	Delinquent Property T	3/1/2022	TAX RECEIPT0:	WILLIAMSON COUNTY TAX OFFI	MAR 22 TAX RECEIPTS		CR
110	120	1000	4102	Delinquent Property T	3/1/2022	TAX RECEIPT0:	WILLIAMSON COUNTY TAX OFFI	MAR 22 TAX RECEIPTS		CR
110	120	1000	4102	Delinquent Property T	3/1/2022	TAX RECEIPT0:	WILLIAMSON COUNTY TAX OFFI	MAR 22 TAX RECEIPTS		CR
110	120	1000	4102	Delinquent Property T	3/1/2022	TAX RECEIPT0:	WILLIAMSON COUNTY TAX OFFI	MAR 22 TAX RECEIPTS		CR
110	120	1000	4102	Delinquent Property T	3/1/2022	TAX RECEIPT0:	WILLIAMSON COUNTY TAX OFFI	MAR 22 TAX RECEIPTS	5.05	CR
110	120	1000	4102	Delinquent Property T	3/1/2022	TAX RECEIPT0:	WILLIAMSON COUNTY TAX OFFI	MAR 22 TAX RECEIPTS		CR
110	120	1000	4102	Delinquent Property T	3/1/2022	TAX RECEIPT0:	WILLIAMSON COUNTY TAX OFFI	MAR 22 TAX RECEIPTS		CR
110	120	1000	4102	Delinquent Property T	3/1/2022	TAX RECEIPT0:	WILLIAMSON COUNTY TAX OFFI	MAR 22 TAX RECEIPTS		CR
110	120	1000	4102	Delinquent Property T	3/1/2022	TAX RECEIPT0:	WILLIAMSON COUNTY TAX OFFI	MAR 22 TAX RECEIPTS	1.27	CR
110	120	1000	4102	Delinquent Property T	3/1/2022	TAX RECEIPT0:	WILLIAMSON COUNTY TAX OFFI	MAR 22 TAX RECEIPTS	51.33	CR
110	120	1000	4102	Delinquent Property T	3/1/2022	TAX RECEIPT0:	WILLIAMSON COUNTY TAX OFFI	MAR 22 TAX RECEIPTS		CR
110	120	1000	4102	Delinquent Property T	3/1/2022	TAX RECEIPT0:	WILLIAMSON COUNTY TAX OFFI	MAR 22 TAX RECEIPTS		CR
110	120	1000	4102	Delinquent Property T	3/1/2022	TAX RECEIPT0:	WILLIAMSON COUNTY TAX OFFI	MAR 22 TAX RECEIPTS		CR
110	120	1000	4102	Delinquent Property T	3/1/2022	TAX RECEIPT0:	WILLIAMSON COUNTY TAX OFFI	MAR 22 TAX RECEIPTS		CR
110	120	1000	4102	Delinquent Property T	3/1/2022	TAX RECEIPT0:	WILLIAMSON COUNTY TAX OFFI	MAR 22 TAX RECEIPTS		CR
110	120	1000	4102	Delinquent Property T	3/1/2022	TAX RECEIPT0:	WILLIAMSON COUNTY TAX OFFI	MAR 22 TAX RECEIPTS		CR
110	120	1000	4102	Delinquent Property T	3/1/2022	TAX RECEIPT0:	WILLIAMSON COUNTY TAX OFFI	MAR 22 TAX RECEIPTS		CR
110	120	1000	4102	Delinquent Property T	3/1/2022	TAX RECEIPT0:	WILLIAMSON COUNTY TAX OFFI	MAR 22 TAX RECEIPTS		CR
110	120	1000	4102	Delinquent Property T	3/1/2022	TAX RECEIPT0:	WILLIAMSON COUNTY TAX OFFI	MAR 22 TAX RECEIPTS		CR
110	120	1000	4102	Delinquent Property T	3/1/2022	TAX RECEIPT0:	WILLIAMSON COUNTY TAX OFFI	MAR 22 TAX RECEIPTS		CR
110	120	1000	4102	Delinquent Property T	3/1/2022	TAX RECEIPT0:	WILLIAMSON COUNTY TAX OFFI	MAR 22 TAX RECEIPTS		CR

110	120	1000	4102	Delinquent Property T	3/1/2022	TAX RECEIPT0:	WILLIAMSON COUNTY TAX OFFI	MAR 22 TAX RECEIPTS	46.68	CR
610	610	1000	4102	Delinquent Property T	3/1/2022	TAX RECEIPT0:	WILLIAMSON COUNTY TAX OFFI	MAR 22 TAX RECEIPTS		CR
610	610	1000	4102	Delinquent Property T	3/1/2022	TAX RECEIPT0:	WILLIAMSON COUNTY TAX OFFI	MAR 22 TAX RECEIPTS		CR
610	610	1000	4102	Delinquent Property T	3/1/2022	TAX RECEIPT0:	WILLIAMSON COUNTY TAX OFFI	MAR 22 TAX RECEIPTS		CR
610	610	1000	4102	Delinquent Property T	3/1/2022	TAX RECEIPT0:	WILLIAMSON COUNTY TAX OFFI	MAR 22 TAX RECEIPTS		CR
610	610	1000	4102	Delinquent Property T	3/1/2022	TAX RECEIPT0:	WILLIAMSON COUNTY TAX OFFI	MAR 22 TAX RECEIPTS	52.71	CR
610	610	1000	4102	Delinquent Property T	3/1/2022	TAX RECEIPT0:	WILLIAMSON COUNTY TAX OFFI	MAR 22 TAX RECEIPTS	5.09	CR
610	610	1000	4102	Delinquent Property T	3/1/2022	TAX RECEIPT0:	WILLIAMSON COUNTY TAX OFFI	MAR 22 TAX RECEIPTS		CR
610	610	1000	4102	Delinquent Property T	3/1/2022	TAX RECEIPT0:	WILLIAMSON COUNTY TAX OFFI	MAR 22 TAX RECEIPTS	22.80	CR
610	610	1000	4102	Delinquent Property T	3/1/2022	TAX RECEIPT0:	WILLIAMSON COUNTY TAX OFFI	MAR 22 TAX RECEIPTS		CR
610	610	1000	4102	Delinquent Property T	3/1/2022	TAX RECEIPT0:	WILLIAMSON COUNTY TAX OFFI	MAR 22 TAX RECEIPTS		CR
610	610	1000	4102	Delinquent Property T	3/1/2022	TAX RECEIPT0:	WILLIAMSON COUNTY TAX OFFI	MAR 22 TAX RECEIPTS	2.11	CR
610	610	1000	4102	Delinquent Property T	3/1/2022	TAX RECEIPT0:	WILLIAMSON COUNTY TAX OFFI	MAR 22 TAX RECEIPTS		CR
610	610	1000	4102	Delinquent Property T	3/1/2022	TAX RECEIPT0:	WILLIAMSON COUNTY TAX OFFI	MAR 22 TAX RECEIPTS		CR
610	610	1000	4102	Delinquent Property T	3/1/2022	TAX RECEIPT0:	WILLIAMSON COUNTY TAX OFFI	MAR 22 TAX RECEIPTS		CR
610	610	1000	4102	Delinquent Property T	3/1/2022	TAX RECEIPT0:	WILLIAMSON COUNTY TAX OFFI	MAR 22 TAX RECEIPTS		CR
610	610	1000	4102	Delinquent Property T	3/1/2022	TAX RECEIPT0:	WILLIAMSON COUNTY TAX OFFI	MAR 22 TAX RECEIPTS		CR
610	610	1000	4102	Delinquent Property T	3/1/2022	TAX RECEIPT0:	WILLIAMSON COUNTY TAX OFFI	MAR 22 TAX RECEIPTS		CR
610	610	1000	4102	Delinquent Property T	3/1/2022	TAX RECEIPT0:	WILLIAMSON COUNTY TAX OFFI	MAR 22 TAX RECEIPTS	22.45	CR
610	610	1000	4102	Delinquent Property T	3/1/2022	TAX RECEIPT0:	WILLIAMSON COUNTY TAX OFFI	MAR 22 TAX RECEIPTS		CR
610	610	1000	4102	Delinquent Property T	3/1/2022	TAX RECEIPT0:	WILLIAMSON COUNTY TAX OFFI	MAR 22 TAX RECEIPTS		CR
610	610	1000	4102	Delinquent Property T	3/1/2022	TAX RECEIPT0:	WILLIAMSON COUNTY TAX OFFI	MAR 22 TAX RECEIPTS		CR
610	610	1000	4102	Delinquent Property T	3/1/2022	TAX RECEIPT0:	WILLIAMSON COUNTY TAX OFFI	MAR 22 TAX RECEIPTS		CR
610	610	1000	4102	Delinquent Property T	3/1/2022	TAX RECEIPT0:	WILLIAMSON COUNTY TAX OFFI	MAR 22 TAX RECEIPTS		CR
110	120	1000	5032	Dental	3/31/2022	0071			17.50	PRS
110	120	1000	5032	Dental	3/25/2022	0071			18.82	PRS
110	120	1000	5032	Dental	3/11/2022	0072			5.27	PRS
110	120	1000	5032	Dental	3/31/2022	0094			17.50	PRS
110	120	1000	5032	Dental	3/25/2022	0096			18.82	PRS
110	120	1000	5032	Dental	3/11/2022	0097			5.27	PRS
110	120	1000	5032	Dental	3/31/2022	0118			17.50	PRS
110	120	1000	5032	Dental	3/25/2022	0120			18.82	PRS
110	120	1000	5032	Dental	3/11/2022	0122			5.27	PRS
110	120	1000	5032	Dental	3/31/2022	0138			17.50	PRS
110	120	1000	5032	Dental	3/25/2022	0143			18.82	PRS
110	120	1000	5032	Dental	3/11/2022	0145			5.27	PRS
110	120	1000	5032	Dental	3/31/2022	0151			6.13	PRS
110	120	1000	5032	Dental	3/25/2022	0159			6.58	PRS
110	120	1000	5032	Dental	3/11/2022	0159			1.84	PRS
110	125	1000	5032	Dental	3/25/2022	0053			18.82	PRS
110	125	1000	5032	Dental	3/31/2022	0055			17.50	PRS
110	125	1000	5032	Dental	3/11/2022	0056			5.27	PRS
110	125	1000	5032	Dental	3/31/2022	0132			20.01	PRS
110	125	1000	5032	Dental	3/25/2022	0135			21.52	PRS
110	125	1000	5032	Dental	3/11/2022	0138			6.03	PRS
110	125	1000	5032	Dental	3/31/2022	0157			17.50	PRS
110	125	1000	5032	Dental	3/25/2022	0164			18.82	PRS
110	125	1000	5032	Dental	3/11/2022	0165			5.27	PRS
110	130	1000	5032	Dental	3/31/2022	0001			17.50	PRS
110	130	1000	5032	Dental	3/25/2022	0001			18.82	PRS

110	130	1000	5032	Dental	3/11/2022	0001	5.27	PRS
110	130	1000	5032	Dental	3/25/2022	0012	24.26	PRS
110	130	1000	5032	Dental	3/11/2022	0012	6.79	PRS
110	130	1000	5032	Dental	3/11/2022	0013	5.27	PRS
110	130	1000	5032	Dental	3/25/2022	0013	18.82	PRS
110	130	1000	5032	Dental	3/31/2022	0013	22.56	PRS
110	130	1000	5032	Dental	3/31/2022	0014	17.50	PRS
110	130	1000	5032	Dental	3/31/2022	0109	21.19	PRS
110	130	1000	5032	Dental	3/25/2022	0111	22.79	PRS
110	130	1000	5032	Dental	3/11/2022	0113	6.38	PRS
110	130	1000	5032	Dental	3/31/2022	0117	17.50	PRS
110	130	1000	5032	Dental	3/25/2022	0119	18.82	PRS
110	130	1000	5032	Dental	3/11/2022	0121	5.27	PRS
110	135	1000	5032	Dental	3/25/2022	0006	18.82	PRS
110	135	1000	5032	Dental	3/11/2022	0007	5.27	PRS
110	135	1000	5032	Dental	3/31/2022	0008	17.50	PRS
110	135	1000	5032	Dental	3/31/2022	0122	17.50	PRS
110	135	1000	5032	Dental	3/25/2022	0124	18.82	PRS
110	135	1000	5032	Dental	3/11/2022	0127	5.27	PRS
110	140	1000	5032	Dental	3/31/2022	0005	17.50	PRS
110	140	1000	5032	Dental	3/31/2022	0147	17.50	PRS
110	140	1000	5032	Dental	3/25/2022	0153	18.82	PRS
110	140	1000	5032	Dental	3/11/2022	0155	5.27	PRS
110	140	1000	5032	Dental	3/11/2022	118842	5.27	PRS
110	140	1000	5032	Dental	3/25/2022	118844	18.82	PRS
110	145	1000	5032	Dental	3/25/2022	0002	18.82	PRS
110	145	1000	5032	Dental	3/31/2022	0002	17.50	PRS
110	145	1000	5032	Dental	3/11/2022	0002	5.27	PRS
110	145	1000	5032	Dental	3/25/2022	0008	18.82	PRS
110	145	1000	5032	Dental	3/11/2022	0008	5.27	PRS
110	145	1000	5032	Dental	3/31/2022	0009	17.50	PRS
110	145	1000	5032	Dental	3/31/2022	0074	17.50	PRS
110	145	1000	5032	Dental	3/25/2022	0075	18.82	PRS
110	145	1000	5032	Dental	3/11/2022	0076	5.27	PRS
110	145	1000	5032	Dental	3/31/2022	0096	22.56	PRS
110	145	1000	5032	Dental	3/25/2022	0098	24.26	PRS
110	145	1000	5032	Dental	3/11/2022	0100	6.79	PRS
110	145	1000	5032	Dental	3/31/2022	118851	17.50	PRS
110	200	1000	5032	Dental	3/25/2022	0031	6.21	PRS
110	200	1000	5032	Dental	3/31/2022	0033	5.77	PRS
110	200	1000	5032	Dental	3/11/2022	0034	1.74	PRS
110	200	1000	5032	Dental	3/25/2022	0043	2.82	PRS
110	200	1000	5032	Dental	3/31/2022	0046	2.62	PRS
110	200	1000	5032	Dental	3/11/2022	0047	0.79	PRS
110	200	1000	5032	Dental	3/31/2022	0063	5.25	PRS
110	200	1000	5032	Dental	3/25/2022	0063	5.64	PRS
110	200	1000	5032	Dental	3/11/2022	0064	1.58	PRS
110	200	1000	5032	Dental	3/31/2022	0085	5.25	PRS
110	200	1000	5032	Dental	3/25/2022	0087	5.64	PRS
110	200	1000	5032	Dental	3/11/2022	0088	1.58	PRS

110	200	1000	5032	Dental	3/31/2022	0099	6.13	PRS
110	200	1000	5032	Dental	3/25/2022	0101	6.59	PRS
110	200	1000	5032	Dental	3/11/2022	0103	1.84	PRS
110	200	1000	5032	Dental	3/31/2022	0123	3.00	PRS
110	200	1000	5032	Dental	3/25/2022	0125	3.22	PRS
110	200	1000	5032	Dental	3/11/2022	0128	0.90	PRS
110	200	1000	5032	Dental	3/31/2022	0137	2.62	PRS
110	200	1000	5032	Dental	3/25/2022	0141	2.82	PRS
110	200	1000	5032	Dental	3/11/2022	0143	0.79	PRS
110	200	1000	5032	Dental	3/25/2022	0146	5.64	PRS
110	200	1000	5032	Dental	3/11/2022	0148	1.58	PRS
110	200	1000	5032	Dental	3/31/2022	0156	17.50	PRS
110	200	1000	5032	Dental	3/25/2022	0163	18.82	PRS
110	200	1000	5032	Dental	3/11/2022	0164	5.27	PRS
110	200	1000	5032	Dental	3/31/2022	118848	5.25	PRS
110	250	1000	5032	Dental	3/25/2022	0031	6.21	PRS
110	250	1000	5032	Dental	3/31/2022	0033	5.77	PRS
110	250	1000	5032	Dental	3/11/2022	0034	1.74	PRS
110	250	1000	5032	Dental	3/25/2022	0051	18.82	PRS
110	250	1000	5032	Dental	3/31/2022	0053	17.50	PRS
110	250	1000	5032	Dental	3/11/2022	0054	5.27	PRS
110	250	1000	5032	Dental	3/31/2022	0108	17.50	PRS
110	250	1000	5032	Dental	3/25/2022	0110	18.82	PRS
110	250	1000	5032	Dental	3/11/2022	0112	5.27	PRS
110	250	1000	5032	Dental	3/31/2022	0113	17.50	PRS
110	250	1000	5032	Dental	3/25/2022	0115	18.82	PRS
110	250	1000	5032	Dental	3/11/2022	0117	5.27	PRS
110	275	1000	5032	Dental	3/25/2022	0019	14.12	PRS
110	275	1000	5032	Dental	3/11/2022	0020	3.95	PRS
110	275	1000	5032	Dental	3/31/2022	0021	13.13	PRS
110	275	1000	5032	Dental	3/31/2022	0062	15.01	PRS
110	275	1000	5032	Dental	3/25/2022	0062	16.15	PRS
110	275	1000	5032	Dental	3/11/2022	0063	4.52	PRS
110	275	1000	5032	Dental	3/25/2022	0064	18.20	PRS
110	275	1000	5032	Dental	3/31/2022	0064	16.92	PRS
110	275	1000	5032	Dental	3/11/2022	0065	5.10	PRS
110	275	1000	5032	Dental	3/31/2022	0083	4.38	PRS
110	275	1000	5032	Dental	3/25/2022	0085	4.72	PRS
110	275	1000	5032	Dental	3/11/2022	0086	1.32	PRS
110	275	1000	5032	Dental	3/31/2022	0093	2.00	PRS
110	275	1000	5032	Dental	3/25/2022	0095	2.16	PRS
110	275	1000	5032	Dental	3/11/2022	0096	0.60	PRS
110	275	1000	5032	Dental	3/31/2022	0112	15.89	PRS
110	275	1000	5032	Dental	3/25/2022	0114	17.10	PRS
110	275	1000	5032	Dental	3/11/2022	0116	4.79	PRS
110	275	1000	5032	Dental	3/31/2022	0120	16.93	PRS
110	275	1000	5032	Dental	3/25/2022	0122	18.19	PRS
110	275	1000	5032	Dental	3/31/2022	0124	13.13	PRS
110	275	1000	5032	Dental	3/25/2022	0126	14.12	PRS
110	275	1000	5032	Dental	3/11/2022	0129	3.96	PRS

110	275	1000	5032	Dental	3/31/2022	0158	2.84	PRS
110	275	1000	5032	Dental	3/25/2022	0165	3.05	PRS
110	275	1000	5032	Dental	3/11/2022	0166	0.85	PRS
110	300	1000	5032	Dental	3/25/2022	0031	6.40	PRS
110	300	1000	5032	Dental	3/31/2022	0033	5.97	PRS
110	300	1000	5032	Dental	3/11/2022	0034	1.79	PRS
110	300	1000	5032	Dental	3/25/2022	0043	16.00	PRS
110	300	1000	5032	Dental	3/31/2022	0046	14.88	PRS
110	300	1000	5032	Dental	3/11/2022	0047	4.48	PRS
110	300	1000	5032	Dental	3/25/2022	0058	18.82	PRS
110	300	1000	5032	Dental	3/31/2022	0063	12.25	PRS
110	300	1000	5032	Dental	3/25/2022	0063	13.18	PRS
110	300	1000	5032	Dental	3/11/2022	0064	3.69	PRS
110	300	1000	5032	Dental	3/31/2022	0082	17.50	PRS
110	300	1000	5032	Dental	3/25/2022	0084	18.82	PRS
110	300	1000	5032	Dental	3/11/2022	0085	5.27	PRS
110	300	1000	5032	Dental	3/31/2022	0085	12.26	PRS
110	300	1000	5032	Dental	3/25/2022	0087	13.18	PRS
110	300	1000	5032	Dental	3/11/2022	0088	3.69	PRS
110	300	1000	5032	Dental	3/31/2022	0090	17.50	PRS
110	300	1000	5032	Dental	3/25/2022	0092	18.82	PRS
110	300	1000	5032	Dental	3/11/2022	0093	5.27	PRS
110	300	1000	5032	Dental	3/31/2022	0099	11.37	PRS
110	300	1000	5032	Dental	3/25/2022	0101	12.23	PRS
110	300	1000	5032	Dental	3/31/2022	0102	17.50	PRS
110	300	1000	5032	Dental	3/11/2022	0103	3.43	PRS
110	300	1000	5032	Dental	3/25/2022	0105	18.82	PRS
110	300	1000	5032	Dental	3/11/2022	0107	5.27	PRS
110	300	1000	5032	Dental	3/31/2022	0123	17.01	PRS
110	300	1000	5032	Dental	3/25/2022	0125	18.30	PRS
110	300	1000	5032	Dental	3/11/2022	0128	5.12	PRS
110	300	1000	5032	Dental	3/31/2022	0134	17.50	PRS
110	300	1000	5032	Dental	3/31/2022	0136	17.50	PRS
110	300	1000	5032	Dental	3/31/2022	0137	14.88	PRS
110	300	1000	5032	Dental	3/25/2022	0138	18.82	PRS
110	300	1000	5032	Dental	3/25/2022	0140	18.82	PRS
110	300	1000	5032	Dental	3/11/2022	0140	5.27	PRS
110	300	1000	5032	Dental	3/25/2022	0141	16.00	PRS
110	300	1000	5032	Dental	3/11/2022	0142	5.27	PRS
110	300	1000	5032	Dental	3/11/2022	0143	4.48	PRS
110	300	1000	5032	Dental	3/25/2022	0146	13.18	PRS
110	300	1000	5032	Dental	3/11/2022	0148	3.69	PRS
110	300	1000	5032	Dental	3/31/2022	0151	11.37	PRS
110	300	1000	5032	Dental	3/25/2022	0159	12.24	PRS
110	300	1000	5032	Dental	3/11/2022	0159	3.43	PRS
110	300	1000	5032	Dental	3/11/2022	118841	5.27	PRS
110	300	1000	5032	Dental	3/31/2022	118848	12.25	PRS
110	300	1000	5032	Dental	3/31/2022	118849	17.50	PRS
110	350	1000	5032	Dental	3/31/2022	0066	17.50	PRS
110	350	1000	5032	Dental	3/25/2022	0066	18.82	PRS

110	350	1000	5032	Dental	3/11/2022	0067	5.27	PRS
110	350	1000	5032	Dental	3/31/2022	0083	4.38	PRS
110	350	1000	5032	Dental	3/25/2022	0085	4.70	PRS
110	350	1000	5032	Dental	3/11/2022	0086	1.32	PRS
110	350	1000	5032	Dental	3/31/2022	0158	2.82	PRS
110	350	1000	5032	Dental	3/25/2022	0165	3.03	PRS
110	350	1000	5032	Dental	3/11/2022	0166	0.85	PRS
110	400	1000	5032	Dental	3/31/2022	0083	4.38	PRS
110	400	1000	5032	Dental	3/25/2022	0085	4.70	PRS
110	400	1000	5032	Dental	3/11/2022	0086	1.32	PRS
110	400	1000	5032	Dental	3/31/2022	0093	14.02	PRS
110	400	1000	5032	Dental	3/25/2022	0095	15.06	PRS
110	400	1000	5032	Dental	3/11/2022	0096	4.22	PRS
110	400	1000	5032	Dental	3/31/2022	0158	2.82	PRS
110	400	1000	5032	Dental	3/25/2022	0165	3.03	PRS
110	400	1000	5032	Dental	3/11/2022	0166	0.85	PRS
110	450	1000	5032	Dental	3/25/2022	0019	4.70	PRS
110	450	1000	5032	Dental	3/11/2022	0020	1.32	PRS
110	450	1000	5032	Dental	3/31/2022	0021	4.37	PRS
110	450	1000	5032	Dental	3/31/2022	0062	5.00	PRS
110	450	1000	5032	Dental	3/25/2022	0062	5.37	PRS
110	450	1000	5032	Dental	3/11/2022	0063	1.51	PRS
110	450	1000	5032	Dental	3/25/2022	0064	6.06	PRS
110	450	1000	5032	Dental	3/31/2022	0064	5.65	PRS
110	450	1000	5032	Dental	3/11/2022	0065	1.70	PRS
110	450	1000	5032	Dental	3/31/2022	0083	4.36	PRS
110	450	1000	5032	Dental	3/25/2022	0085	4.70	PRS
110	450	1000	5032	Dental	3/11/2022	0086	1.31	PRS
110	450	1000	5032	Dental	3/31/2022	0093	4.00	PRS
110	450	1000	5032	Dental	3/25/2022	0095	4.30	PRS
110	450	1000	5032	Dental	3/11/2022	0096	1.21	PRS
110	450	1000	5032	Dental	3/31/2022	0112	5.30	PRS
110	450	1000	5032	Dental	3/25/2022	0114	5.69	PRS
110	450	1000	5032	Dental	3/11/2022	0116	1.59	PRS
110	450	1000	5032	Dental	3/31/2022	0120	5.64	PRS
110	450	1000	5032	Dental	3/25/2022	0122	6.07	PRS
110	450	1000	5032	Dental	3/31/2022	0124	4.37	PRS
110	450	1000	5032	Dental	3/25/2022	0126	4.70	PRS
110	450	1000	5032	Dental	3/11/2022	0129	1.31	PRS
110	450	1000	5032	Dental	3/31/2022	0158	2.82	PRS
110	450	1000	5032	Dental	3/25/2022	0165	3.03	PRS
110	450	1000	5032	Dental	3/11/2022	0166	0.85	PRS
110	500	1000	5032	Dental	3/25/2022	0037	9.42	PRS
110	500	1000	5032	Dental	3/31/2022	0040	8.75	PRS
110	500	1000	5032	Dental	3/11/2022	0042	2.63	PRS
110	500	1000	5032	Dental	3/31/2022	0098	8.76	PRS
110	500	1000	5032	Dental	3/25/2022	0100	9.41	PRS
110	500	1000	5032	Dental	3/31/2022	0101	8.75	PRS
110	500	1000	5032	Dental	3/11/2022	0102	2.64	PRS
110	500	1000	5032	Dental	3/25/2022	0104	9.42	PRS

110	500	1000	5032	Dental	3/31/2022	0106	5.30	PRS
110	500	1000	5032	Dental	3/11/2022	0106	2.64	PRS
110	500	1000	5032	Dental	3/25/2022	0107	5.70	PRS
110	500	1000	5032	Dental	3/11/2022	0110	1.60	PRS
110	500	1000	5032	Dental	3/31/2022	0121	8.75	PRS
110	500	1000	5032	Dental	3/25/2022	0123	9.41	PRS
110	500	1000	5032	Dental	3/11/2022	0126	2.63	PRS
110	500	1000	5032	Dental	3/31/2022	0140	10.01	PRS
110	500	1000	5032	Dental	3/25/2022	0145	10.76	PRS
110	500	1000	5032	Dental	3/11/2022	0147	3.01	PRS
110	500	1000	5032	Dental	3/31/2022	0158	2.82	PRS
110	500	1000	5032	Dental	3/25/2022	0165	3.03	PRS
110	500	1000	5032	Dental	3/11/2022	0166	0.85	PRS
110	500	1000	5032	Dental	3/31/2022	118852	8.75	PRS
110	525	1000	5032	Dental	3/25/2022	0033	18.82	PRS
110	525	1000	5032	Dental	3/31/2022	0036	17.50	PRS
110	525	1000	5032	Dental	3/11/2022	0037	5.27	PRS
110	525	1000	5032	Dental	3/31/2022	0065	21.19	PRS
110	525	1000	5032	Dental	3/25/2022	0065	22.79	PRS
110	525	1000	5032	Dental	3/11/2022	0066	6.38	PRS
110	525	1000	5032	Dental	3/31/2022	0079	17.50	PRS
110	525	1000	5032	Dental	3/25/2022	0081	18.82	PRS
110	525	1000	5032	Dental	3/11/2022	0081	5.27	PRS
110	525	1000	5032	Dental	3/31/2022	0106	5.30	PRS
110	525	1000	5032	Dental	3/25/2022	0107	5.70	PRS
110	525	1000	5032	Dental	3/11/2022	0110	1.59	PRS
110	525	1000	5032	Dental	3/31/2022	0152	17.50	PRS
110	525	1000	5032	Dental	3/31/2022	0158	2.82	PRS
110	525	1000	5032	Dental	3/25/2022	0160	18.82	PRS
110	525	1000	5032	Dental	3/11/2022	0160	5.27	PRS
110	525	1000	5032	Dental	3/25/2022	0165	3.03	PRS
110	525	1000	5032	Dental	3/11/2022	0166	0.85	PRS
110	540	1000	5032	Dental	3/31/2022	0106	5.30	PRS
110	540	1000	5032	Dental	3/25/2022	0107	5.70	PRS
110	540	1000	5032	Dental	3/11/2022	0110	1.59	PRS
110	540	1000	5032	Dental	3/31/2022	0158	2.82	PRS
110	540	1000	5032	Dental	3/25/2022	0165	3.03	PRS
110	540	1000	5032	Dental	3/11/2022	0166	0.85	PRS
110	550	1000	5032	Dental	3/25/2022	0037	9.40	PRS
110	550	1000	5032	Dental	3/31/2022	0040	8.75	PRS
110	550	1000	5032	Dental	3/11/2022	0042	2.63	PRS
110	550	1000	5032	Dental	3/31/2022	0098	8.74	PRS
110	550	1000	5032	Dental	3/25/2022	0100	9.41	PRS
110	550	1000	5032	Dental	3/31/2022	0101	8.75	PRS
110	550	1000	5032	Dental	3/11/2022	0102	2.63	PRS
110	550	1000	5032	Dental	3/25/2022	0104	9.40	PRS
110	550	1000	5032	Dental	3/31/2022	0106	5.29	PRS
110	550	1000	5032	Dental	3/11/2022	0106	2.63	PRS
110	550	1000	5032	Dental	3/25/2022	0107	5.69	PRS
110	550	1000	5032	Dental	3/11/2022	0110	1.59	PRS

110	550	1000	5032	Dental	3/31/2022	0121	8.75		PRS
110	550	1000	5032	Dental	3/25/2022	0123	9.41		PRS
110	550	1000	5032	Dental	3/11/2022	0126	2.63		PRS
110	550	1000	5032	Dental	3/31/2022	0140	10.01		PRS
110	550	1000	5032	Dental	3/25/2022	0145	10.76		PRS
110	550	1000	5032	Dental	3/11/2022	0147	3.01		PRS
110	550	1000	5032	Dental	3/31/2022	0158	2.82		PRS
110	550	1000	5032	Dental	3/25/2022	0165	3.03		PRS
110	550	1000	5032	Dental	3/11/2022	0166	0.85		PRS
110	550	1000	5032	Dental	3/31/2022	118852	8.75		PRS
110			2135	Dental Insurance Paya	3/31/2022	0001		17.50	PRS
110			2135	Dental Insurance Paya	3/25/2022	0001		18.82	PRS
110			2135	Dental Insurance Paya	3/11/2022	0001		5.27	PRS
110			2135	Dental Insurance Paya	3/11/2022	0002		5.27	PRS
110			2135	Dental Insurance Paya	3/25/2022	0002		18.82	PRS
110			2135	Dental Insurance Paya	3/31/2022	0002		17.50	PRS
110			2135	Dental Insurance Paya	3/31/2022	0005		17.50	PRS
110			2135	Dental Insurance Paya	3/25/2022	0006		18.82	PRS
110			2135	Dental Insurance Paya	3/11/2022	0007		5.27	PRS
110			2135	Dental Insurance Paya	3/31/2022	0008		17.50	PRS
110			2135	Dental Insurance Paya	3/11/2022	0008		5.27	PRS
110			2135	Dental Insurance Paya	3/25/2022	0008		18.82	PRS
110			2135	Dental Insurance Paya	3/31/2022	0009		17.50	PRS
110			2135	Dental Insurance Paya	3/25/2022	0012		57.77	PRS
110			2135	Dental Insurance Paya	3/11/2022	0012		16.18	PRS
110			2135	Dental Insurance Paya	3/11/2022	0013		5.27	PRS
110			2135	Dental Insurance Paya	3/25/2022	0013		18.82	PRS
110			2135	Dental Insurance Paya	3/31/2022	0013		53.73	PRS
110			2135	Dental Insurance Paya	3/31/2022	0014		17.50	PRS
110			2135	Dental Insurance Paya	3/25/2022	0019		18.82	PRS
110			2135	Dental Insurance Paya	3/11/2022	0020		5.27	PRS
110			2135	Dental Insurance Paya	3/31/2022	0021		17.50	PRS
110			2135	Dental Insurance Paya	3/25/2022	0031		18.82	PRS
110			2135	Dental Insurance Paya	3/31/2022	0033		17.50	PRS
110			2135	Dental Insurance Paya	3/25/2022	0033		18.82	PRS
110			2135	Dental Insurance Paya	3/11/2022	0034		5.27	PRS
110			2135	Dental Insurance Paya	3/31/2022	0036		17.50	PRS
110			2135	Dental Insurance Paya	3/11/2022	0037		5.27	PRS
110			2135	Dental Insurance Paya	3/25/2022	0037		18.82	PRS
110			2135	Dental Insurance Paya	3/31/2022	0040		17.50	PRS
110			2135	Dental Insurance Paya	3/11/2022	0042		5.27	PRS
110			2135	Dental Insurance Paya	3/25/2022	0043		18.82	PRS
110			2135	Dental Insurance Paya	3/31/2022	0046		17.50	PRS
110			2135	Dental Insurance Paya	3/11/2022	0047		5.27	PRS
110			2135	Dental Insurance Paya	3/25/2022	0051		18.82	PRS
110			2135	Dental Insurance Paya	3/31/2022	0053		17.50	PRS
110			2135	Dental Insurance Paya	3/25/2022	0053		18.82	PRS
110			2135	Dental Insurance Paya	3/11/2022	0054		5.27	PRS
110			2135	Dental Insurance Paya	3/31/2022	0055		17.50	PRS
110			2135	Dental Insurance Paya	3/11/2022	0056		5.27	PRS

110	2135	Dental Insurance Paya	3/25/2022	0058	18.82	PRS
110	2135	Dental Insurance Paya	3/31/2022	0062	37.77	PRS
110	2135	Dental Insurance Paya	3/25/2022	0062	40.61	PRS
110	2135	Dental Insurance Paya	3/25/2022	0063	18.82	PRS
110	2135	Dental Insurance Paya	3/31/2022	0063	17.50	PRS
110	2135	Dental Insurance Paya	3/11/2022	0063	11.37	PRS
110	2135	Dental Insurance Paya	3/25/2022	0064	57.77	PRS
110	2135	Dental Insurance Paya	3/31/2022	0064	53.73	PRS
110	2135	Dental Insurance Paya	3/11/2022	0064	5.27	PRS
110	2135	Dental Insurance Paya	3/11/2022	0065	16.18	PRS
110	2135	Dental Insurance Paya	3/25/2022	0065	38.63	PRS
110	2135	Dental Insurance Paya	3/31/2022	0065	35.93	PRS
110	2135	Dental Insurance Paya	3/25/2022	0066	18.82	PRS
110	2135	Dental Insurance Paya	3/31/2022	0066	17.50	PRS
110	2135	Dental Insurance Paya	3/11/2022	0066	10.82	PRS
110	2135	Dental Insurance Paya	3/11/2022	0067	5.27	PRS
110	2135	Dental Insurance Paya	3/31/2022	0071	17.50	PRS
110	2135	Dental Insurance Paya	3/25/2022	0071	18.82	PRS
110	2135	Dental Insurance Paya	3/11/2022	0072	5.27	PRS
110	2135	Dental Insurance Paya	3/31/2022	0074	17.50	PRS
110	2135	Dental Insurance Paya	3/25/2022	0075	18.82	PRS
110	2135	Dental Insurance Paya	3/11/2022	0076	5.27	PRS
110	2135	Dental Insurance Paya	3/31/2022	0079	17.50	PRS
110	2135	Dental Insurance Paya	3/11/2022	0081	5.27	PRS
110	2135	Dental Insurance Paya	3/25/2022	0081	18.82	PRS
110	2135	Dental Insurance Paya	3/31/2022	0082	17.50	PRS
110	2135	Dental Insurance Paya	3/31/2022	0083	17.50	PRS
110	2135	Dental Insurance Paya	3/25/2022	0084	18.82	PRS
110	2135	Dental Insurance Paya	3/11/2022	0085	5.27	PRS
110	2135	Dental Insurance Paya	3/31/2022	0085	17.50	PRS
110	2135	Dental Insurance Paya	3/25/2022	0085	18.82	PRS
110	2135	Dental Insurance Paya	3/11/2022	0086	5.27	PRS
110	2135	Dental Insurance Paya	3/25/2022	0087	18.82	PRS
110	2135	Dental Insurance Paya	3/11/2022	0088	5.27	PRS
110	2135	Dental Insurance Paya	3/31/2022	0090	17.50	PRS
110	2135	Dental Insurance Paya	3/25/2022	0092	18.82	PRS
110	2135	Dental Insurance Paya	3/31/2022	0093	37.77	PRS
110	2135	Dental Insurance Paya	3/11/2022	0093	5.27	PRS
110	2135	Dental Insurance Paya	3/31/2022	0094	17.50	PRS
110	2135	Dental Insurance Paya	3/25/2022	0095	40.61	PRS
110	2135	Dental Insurance Paya	3/31/2022	0096	53.73	PRS
110	2135	Dental Insurance Paya	3/25/2022	0096	18.82	PRS
110	2135	Dental Insurance Paya	3/11/2022	0096	11.37	PRS
110	2135	Dental Insurance Paya	3/11/2022	0097	5.27	PRS
110	2135	Dental Insurance Paya	3/25/2022	0098	57.77	PRS
110	2135	Dental Insurance Paya	3/31/2022	0098	17.50	PRS
110	2135	Dental Insurance Paya	3/31/2022	0099	17.50	PRS
110	2135	Dental Insurance Paya	3/11/2022	0100	16.18	PRS
110	2135	Dental Insurance Paya	3/25/2022	0100	18.82	PRS
110	2135	Dental Insurance Paya	3/25/2022	0101	18.82	PRS

110	2135	Dental Insurance Paya	3/31/2022	0101	17.50	PRS
110	2135	Dental Insurance Paya	3/11/2022	0102	5.27	PRS
110	2135	Dental Insurance Paya	3/31/2022	0102	17.50	PRS
110	2135	Dental Insurance Paya	3/11/2022	0103	5.27	PRS
110	2135	Dental Insurance Paya	3/25/2022	0104	18.82	PRS
110	2135	Dental Insurance Paya	3/25/2022	0105	18.82	PRS
110	2135	Dental Insurance Paya	3/31/2022	0106	35.93	PRS
110	2135	Dental Insurance Paya	3/11/2022	0106	5.27	PRS
110	2135	Dental Insurance Paya	3/25/2022	0107	38.63	PRS
110	2135	Dental Insurance Paya	3/11/2022	0107	5.27	PRS
110	2135	Dental Insurance Paya	3/31/2022	0108	17.50	PRS
110	2135	Dental Insurance Paya	3/31/2022	0109	35.93	PRS
110	2135	Dental Insurance Paya	3/25/2022	0110	18.82	PRS
110	2135	Dental Insurance Paya	3/11/2022	0110	10.82	PRS
110	2135	Dental Insurance Paya	3/25/2022	0111	38.63	PRS
110	2135	Dental Insurance Paya	3/11/2022	0112	5.27	PRS
110	2135	Dental Insurance Paya	3/31/2022	0112	35.93	PRS
110	2135	Dental Insurance Paya	3/31/2022	0113	17.50	PRS
110	2135	Dental Insurance Paya	3/11/2022	0113	10.82	PRS
110	2135	Dental Insurance Paya	3/25/2022	0114	38.63	PRS
110	2135	Dental Insurance Paya	3/25/2022	0115	18.82	PRS
110	2135	Dental Insurance Paya	3/11/2022	0116	10.82	PRS
110	2135	Dental Insurance Paya	3/31/2022	0117	17.50	PRS
110	2135	Dental Insurance Paya	3/11/2022	0117	5.27	PRS
110	2135	Dental Insurance Paya	3/31/2022	0118	17.50	PRS
110	2135	Dental Insurance Paya	3/25/2022	0119	18.82	PRS
110	2135	Dental Insurance Paya	3/25/2022	0120	18.82	PRS
110	2135	Dental Insurance Paya	3/31/2022	0120	53.73	PRS
110	2135	Dental Insurance Paya	3/11/2022	0121	5.27	PRS
110	2135	Dental Insurance Paya	3/31/2022	0121	17.50	PRS
110	2135	Dental Insurance Paya	3/11/2022	0122	5.27	PRS
110	2135	Dental Insurance Paya	3/25/2022	0122	57.77	PRS
110	2135	Dental Insurance Paya	3/31/2022	0122	17.50	PRS
110	2135	Dental Insurance Paya	3/31/2022	0123	37.77	PRS
110	2135	Dental Insurance Paya	3/25/2022	0123	18.82	PRS
110	2135	Dental Insurance Paya	3/31/2022	0124	17.50	PRS
110	2135	Dental Insurance Paya	3/25/2022	0124	18.82	PRS
110	2135	Dental Insurance Paya	3/25/2022	0125	40.61	PRS
110	2135	Dental Insurance Paya	3/11/2022	0126	5.27	PRS
110	2135	Dental Insurance Paya	3/25/2022	0126	18.82	PRS
110	2135	Dental Insurance Paya	3/11/2022	0127	5.27	PRS
110	2135	Dental Insurance Paya	3/11/2022	0128	11.37	PRS
110	2135	Dental Insurance Paya	3/11/2022	0129	5.27	PRS
110	2135	Dental Insurance Paya	3/31/2022	0132	37.77	PRS
110	2135	Dental Insurance Paya	3/31/2022	0134	17.50	PRS
110	2135	Dental Insurance Paya	3/25/2022	0135	40.61	PRS
110	2135	Dental Insurance Paya	3/31/2022	0136	17.50	PRS
110	2135	Dental Insurance Paya	3/31/2022	0137	17.50	PRS
110	2135	Dental Insurance Paya	3/31/2022	0138	17.50	PRS
110	2135	Dental Insurance Paya	3/11/2022	0138	11.37	PRS

110			2135	Dental Insurance Paya	3/25/2022	0138				18.82	PRS
110			2135	Dental Insurance Paya	3/31/2022	0140				37.77	PRS
110			2135	Dental Insurance Paya	3/25/2022	0140				18.82	PRS
110			2135	Dental Insurance Paya	3/11/2022	0140				5.27	PRS
110			2135	Dental Insurance Paya	3/25/2022	0141				18.82	PRS
110			2135	Dental Insurance Paya	3/11/2022	0142				5.27	PRS
110			2135	Dental Insurance Paya	3/25/2022	0143				18.82	PRS
110			2135	Dental Insurance Paya	3/11/2022	0143				5.27	PRS
110			2135	Dental Insurance Paya	3/25/2022	0145				40.61	PRS
110			2135	Dental Insurance Paya	3/11/2022	0145				5.27	PRS
110			2135	Dental Insurance Paya	3/25/2022	0146				18.82	PRS
110			2135	Dental Insurance Paya	3/11/2022	0147				11.37	PRS
110			2135	Dental Insurance Paya	3/31/2022	0147				17.50	PRS
110			2135	Dental Insurance Paya	3/11/2022	0148				5.27	PRS
110			2135	Dental Insurance Paya	3/31/2022	0151				17.50	PRS
110			2135	Dental Insurance Paya	3/31/2022	0152				17.50	PRS
110			2135	Dental Insurance Paya	3/25/2022	0153				18.82	PRS
110			2135	Dental Insurance Paya	3/11/2022	0155				5.27	PRS
110			2135	Dental Insurance Paya	3/31/2022	0156				17.50	PRS
110			2135	Dental Insurance Paya	3/31/2022	0157				17.50	PRS
110			2135	Dental Insurance Paya	3/31/2022	0158				53.73	PRS
110			2135	Dental Insurance Paya	3/25/2022	0159				18.82	PRS
110			2135	Dental Insurance Paya	3/11/2022	0159				5.27	PRS
110			2135	Dental Insurance Paya	3/11/2022	0160				5.27	PRS
110			2135	Dental Insurance Paya	3/25/2022	0160				18.82	PRS
110			2135	Dental Insurance Paya	3/25/2022	0163				18.82	PRS
110			2135	Dental Insurance Paya	3/11/2022	0164				5.27	PRS
110			2135	Dental Insurance Paya	3/25/2022	0164				18.82	PRS
110			2135	Dental Insurance Paya	3/25/2022	0165				57.77	PRS
110			2135	Dental Insurance Paya	3/11/2022	0165				5.27	PRS
110			2135	Dental Insurance Paya	3/11/2022	0166				16.18	PRS
110			2135	Dental Insurance Paya	3/11/2022	118841				5.27	PRS
110			2135	Dental Insurance Paya	3/11/2022	118842				5.27	PRS
110			2135	Dental Insurance Paya	3/25/2022	118844				18.82	PRS
110			2135	Dental Insurance Paya	3/31/2022	118848				17.50	PRS
110			2135	Dental Insurance Paya	3/31/2022	118849				17.50	PRS
110			2135	Dental Insurance Paya	3/31/2022	118851				17.50	PRS
110			2135	Dental Insurance Paya	3/31/2022	118852				17.50	PRS
110	145	1000	6065	Depository Contract	3/31/2022	033112	FROST NATIONAL BANK	Custody Charges 03/01/22 - 03/31/22	52.33		API
110	145	1000	6065	Depository Contract	3/1/2022	89257		Convenience Fee		35.00	CR
110	145	1000	6065	Depository Contract	3/2/2022	89263		Convenience Fee		80.00	CR
110	145	1000	6065	Depository Contract	3/3/2022	89271		Convenience Fee		51.00	CR
110	145	1000	6065	Depository Contract	3/4/2022	89280		Convenience Fee		35.00	CR
110	145	1000	6065	Depository Contract	3/5/2022	89281		Convenience Fee		17.00	CR
110	145	1000	6065	Depository Contract	3/6/2022	89283		Convenience Fee		13.00	CR
110	145	1000	6065	Depository Contract	3/7/2022	89292		Convenience Fee		43.00	CR
110	145	1000	6065	Depository Contract	3/8/2022	89306		Convenience Fee		19.00	CR
110	145	1000	6065	Depository Contract	3/9/2022	89310		Convenience Fee		13.00	CR
110	145	1000	6065	Depository Contract	3/10/2022	89319		Convenience Fee		16.00	CR
110	145	1000	6065	Depository Contract	3/11/2022	89322		Convenience Fee		24.00	CR

110	145	1000	6065	Depository Contract	3/12/2022	89323	Convenience Fee		19.00	CR
110	145	1000	6065	Depository Contract	3/13/2022	89324	Convenience Fee		5.00	CR
110	145	1000	6065	Depository Contract	3/14/2022	89326	Convenience Fee		16.00	CR
110	145	1000	6065	Depository Contract	3/15/2022	89330	Convenience Fee		40.00	CR
110	145	1000	6065	Depository Contract	3/16/2022	89334	Convenience Fee		20.00	CR
110	145	1000	6065	Depository Contract	3/17/2022	89340	Convenience Fee		24.00	CR
110	145	1000	6065	Depository Contract	3/18/2022	89347	Convenience Fee		23.00	CR
110	145	1000	6065	Depository Contract	3/21/2022	89353	Convenience Fee		65.00	CR
110	145	1000	6065	Depository Contract	3/22/2022	89357	Convenience Fee		33.00	CR
110	145	1000	6065	Depository Contract	3/23/2022	89367	Convenience Fee		52.00	CR
110	145	1000	6065	Depository Contract	3/24/2022	89371	Convenience Fee		33.00	CR
110	145	1000	6065	Depository Contract	3/25/2022	89384	Convenience Fee		24.00	CR
110	145	1000	6065	Depository Contract	3/26/2022	89385	Convenience Fee		28.00	CR
110	145	1000	6065	Depository Contract	3/27/2022	89386	Convenience Fee		22.00	CR
110	145	1000	6065	Depository Contract	3/28/2022	89394	Convenience Fee		32.00	CR
110	145	1000	6065	Depository Contract	3/29/2022	89403	Convenience Fee		19.00	CR
110	145	1000	6065	Depository Contract	3/30/2022	89411	Convenience Fee		44.00	CR
110	145	1000	6065	Depository Contract	3/31/2022	89417	Convenience Fee		34.00	CR
110	120	1000	6065	Depository Contract	3/31/2022	001	FTB ACH 2019 RULES CD			JV
110	145	1000	6065	Depository Contract	3/14/2022	001	GF - Interest - FHLB (3130ALJ70) - Wire	11.00		JV
110	145	1000	6065	Depository Contract	3/31/2022	001	Merchant Fees - NTC - Allocation by %	249.06		JV
110	145	1000	6065	Depository Contract	3/31/2022	001	FTB Service Charges	786.87		JV
110	145	1000	6065	Depository Contract	3/31/2022	001	Merchant Fees - BlueFin (PayConex)	6,469.49		JV
110	145	1000	6065	Depository Contract	3/31/2022	001	Merchant Fees - AMEX	510.31		JV
110	300	1000	6065	Depository Contract	3/31/2022	001	Merchant Fees - NTC - Allocation by %	5,358.55		JV
110	300	1000	6065	Depository Contract	3/31/2022	001	Merchant Fees - PlugNPay	125.55		JV
110	120	1000	5035	Disability Insurance	3/31/2022	0071		23.96		PRS
110	120	1000	5035	Disability Insurance	3/25/2022	0071		25.76		PRS
110	120	1000	5035	Disability Insurance	3/25/2022	0072		16.18		PRS
110	120	1000	5035	Disability Insurance	3/31/2022	0072		15.05		PRS
110	120	1000	5035	Disability Insurance	3/11/2022	0072		7.21		PRS
110	120	1000	5035	Disability Insurance	3/11/2022	0073		4.53		PRS
110	120	1000	5035	Disability Insurance	3/31/2022	0094		15.29		PRS
110	120	1000	5035	Disability Insurance	3/25/2022	0096		16.44		PRS
110	120	1000	5035	Disability Insurance	3/11/2022	0097		4.60		PRS
110	120	1000	5035	Disability Insurance	3/31/2022	0118		14.01		PRS
110	120	1000	5035	Disability Insurance	3/25/2022	0120		15.06		PRS
110	120	1000	5035	Disability Insurance	3/11/2022	0122		4.22		PRS
110	120	1000	5035	Disability Insurance	3/31/2022	0138		23.53		PRS
110	120	1000	5035	Disability Insurance	3/25/2022	0143		25.30		PRS
110	120	1000	5035	Disability Insurance	3/11/2022	0145		7.08		PRS
110	120	1000	5035	Disability Insurance	3/31/2022	0151		6.09		PRS
110	120	1000	5035	Disability Insurance	3/25/2022	0159		6.55		PRS
110	120	1000	5035	Disability Insurance	3/11/2022	0159		1.83		PRS
110	125	1000	5035	Disability Insurance	3/25/2022	0053		13.91		PRS
110	125	1000	5035	Disability Insurance	3/31/2022	0055		12.94		PRS
110	125	1000	5035	Disability Insurance	3/25/2022	0056		14.29		PRS
110	125	1000	5035	Disability Insurance	3/11/2022	0056		3.89		PRS
110	125	1000	5035	Disability Insurance	3/31/2022	0058		13.29		PRS
110	125	1000	5035	Disability Insurance	3/11/2022	0059		4.00		PRS

110	125	1000	5035	Disability Insurance	3/31/2022	0157	12.21	PRS
110	125	1000	5035	Disability Insurance	3/25/2022	0164	13.13	PRS
110	125	1000	5035	Disability Insurance	3/11/2022	0165	3.68	PRS
110	130	1000	5035	Disability Insurance	3/31/2022	0001	11.86	PRS
110	130	1000	5035	Disability Insurance	3/25/2022	0001	12.75	PRS
110	130	1000	5035	Disability Insurance	3/11/2022	0001	3.57	PRS
110	130	1000	5035	Disability Insurance	3/25/2022	0012	15.76	PRS
110	130	1000	5035	Disability Insurance	3/11/2022	0012	4.41	PRS
110	130	1000	5035	Disability Insurance	3/11/2022	0013	3.57	PRS
110	130	1000	5035	Disability Insurance	3/25/2022	0013	12.75	PRS
110	130	1000	5035	Disability Insurance	3/31/2022	0013	14.66	PRS
110	130	1000	5035	Disability Insurance	3/31/2022	0014	11.86	PRS
110	130	1000	5035	Disability Insurance	3/31/2022	0109	11.06	PRS
110	130	1000	5035	Disability Insurance	3/25/2022	0111	11.89	PRS
110	130	1000	5035	Disability Insurance	3/11/2022	0113	3.33	PRS
110	130	1000	5035	Disability Insurance	3/31/2022	0117	13.92	PRS
110	130	1000	5035	Disability Insurance	3/25/2022	0119	14.97	PRS
110	130	1000	5035	Disability Insurance	3/11/2022	0121	4.19	PRS
110	135	1000	5035	Disability Insurance	3/25/2022	0006	13.47	PRS
110	135	1000	5035	Disability Insurance	3/11/2022	0007	3.77	PRS
110	135	1000	5035	Disability Insurance	3/31/2022	0008	12.53	PRS
110	135	1000	5035	Disability Insurance	3/31/2022	0122	15.55	PRS
110	135	1000	5035	Disability Insurance	3/25/2022	0124	16.72	PRS
110	135	1000	5035	Disability Insurance	3/11/2022	0127	4.68	PRS
110	140	1000	5035	Disability Insurance	3/31/2022	0005	23.34	PRS
110	140	1000	5035	Disability Insurance	3/11/2022	118842	7.03	PRS
110	140	1000	5035	Disability Insurance	3/25/2022	118844	25.10	PRS
110	145	1000	5035	Disability Insurance	3/25/2022	0002	15.98	PRS
110	145	1000	5035	Disability Insurance	3/31/2022	0002	14.86	PRS
110	145	1000	5035	Disability Insurance	3/11/2022	0002	4.47	PRS
110	145	1000	5035	Disability Insurance	3/11/2022	0008	4.09	PRS
110	145	1000	5035	Disability Insurance	3/25/2022	0008	14.61	PRS
110	145	1000	5035	Disability Insurance	3/31/2022	0009	13.59	PRS
110	145	1000	5035	Disability Insurance	3/31/2022	0074	15.37	PRS
110	145	1000	5035	Disability Insurance	3/25/2022	0075	16.53	PRS
110	145	1000	5035	Disability Insurance	3/11/2022	0076	4.63	PRS
110	145	1000	5035	Disability Insurance	3/31/2022	0096	23.96	PRS
110	145	1000	5035	Disability Insurance	3/25/2022	0098	25.76	PRS
110	145	1000	5035	Disability Insurance	3/11/2022	0100	7.21	PRS
110	145	1000	5035	Disability Insurance	3/31/2022	118851	17.79	PRS
110	200	1000	5035	Disability Insurance	3/25/2022	0031	7.42	PRS
110	200	1000	5035	Disability Insurance	3/31/2022	0033	6.90	PRS
110	200	1000	5035	Disability Insurance	3/11/2022	0034	2.08	PRS
110	200	1000	5035	Disability Insurance	3/25/2022	0043	2.43	PRS
110	200	1000	5035	Disability Insurance	3/31/2022	0046	2.26	PRS
110	200	1000	5035	Disability Insurance	3/11/2022	0047	0.68	PRS
110	200	1000	5035	Disability Insurance	3/31/2022	0099	5.54	PRS
110	200	1000	5035	Disability Insurance	3/25/2022	0101	5.96	PRS
110	200	1000	5035	Disability Insurance	3/11/2022	0103	1.67	PRS
110	200	1000	5035	Disability Insurance	3/31/2022	0123	2.40	PRS

110	200	1000	5035	Disability Insurance	3/25/2022	0125	2.58	PRS
110	200	1000	5035	Disability Insurance	3/11/2022	0128	0.72	PRS
110	200	1000	5035	Disability Insurance	3/31/2022	0137	1.77	PRS
110	200	1000	5035	Disability Insurance	3/25/2022	0141	1.90	PRS
110	200	1000	5035	Disability Insurance	3/11/2022	0143	0.53	PRS
110	200	1000	5035	Disability Insurance	3/25/2022	0146	4.51	PRS
110	200	1000	5035	Disability Insurance	3/31/2022	0156	15.16	PRS
110	200	1000	5035	Disability Insurance	3/25/2022	0163	16.30	PRS
110	200	1000	5035	Disability Insurance	3/11/2022	0164	4.57	PRS
110	200	1000	5035	Disability Insurance	3/31/2022	118848	4.19	PRS
110	250	1000	5035	Disability Insurance	3/25/2022	0031	7.44	PRS
110	250	1000	5035	Disability Insurance	3/31/2022	0033	6.92	PRS
110	250	1000	5035	Disability Insurance	3/11/2022	0034	2.08	PRS
110	250	1000	5035	Disability Insurance	3/25/2022	0051	16.92	PRS
110	250	1000	5035	Disability Insurance	3/31/2022	0053	15.74	PRS
110	250	1000	5035	Disability Insurance	3/11/2022	0054	4.74	PRS
110	275	1000	5035	Disability Insurance	3/25/2022	0019	10.43	PRS
110	275	1000	5035	Disability Insurance	3/11/2022	0020	2.92	PRS
110	275	1000	5035	Disability Insurance	3/31/2022	0021	9.70	PRS
110	275	1000	5035	Disability Insurance	3/31/2022	0062	9.39	PRS
110	275	1000	5035	Disability Insurance	3/25/2022	0062	10.18	PRS
110	275	1000	5035	Disability Insurance	3/11/2022	0063	2.85	PRS
110	275	1000	5035	Disability Insurance	3/25/2022	0064	10.45	PRS
110	275	1000	5035	Disability Insurance	3/31/2022	0064	9.72	PRS
110	275	1000	5035	Disability Insurance	3/11/2022	0065	2.93	PRS
110	275	1000	5035	Disability Insurance	3/31/2022	0083	4.94	PRS
110	275	1000	5035	Disability Insurance	3/25/2022	0085	5.33	PRS
110	275	1000	5035	Disability Insurance	3/11/2022	0086	1.49	PRS
110	275	1000	5035	Disability Insurance	3/31/2022	0093	1.40	PRS
110	275	1000	5035	Disability Insurance	3/25/2022	0095	1.51	PRS
110	275	1000	5035	Disability Insurance	3/11/2022	0096	0.42	PRS
110	275	1000	5035	Disability Insurance	3/31/2022	0112	8.47	PRS
110	275	1000	5035	Disability Insurance	3/25/2022	0114	9.10	PRS
110	275	1000	5035	Disability Insurance	3/11/2022	0116	2.55	PRS
110	275	1000	5035	Disability Insurance	3/31/2022	0120	9.16	PRS
110	275	1000	5035	Disability Insurance	3/25/2022	0122	9.85	PRS
110	275	1000	5035	Disability Insurance	3/31/2022	0124	9.67	PRS
110	275	1000	5035	Disability Insurance	3/11/2022	0125	2.76	PRS
110	275	1000	5035	Disability Insurance	3/25/2022	0126	10.40	PRS
110	275	1000	5035	Disability Insurance	3/11/2022	0129	2.91	PRS
110	275	1000	5035	Disability Insurance	3/31/2022	0158	1.84	PRS
110	275	1000	5035	Disability Insurance	3/25/2022	0165	2.01	PRS
110	275	1000	5035	Disability Insurance	3/11/2022	0166	0.56	PRS
110	300	1000	5035	Disability Insurance	3/25/2022	0031	7.66	PRS
110	300	1000	5035	Disability Insurance	3/31/2022	0033	7.12	PRS
110	300	1000	5035	Disability Insurance	3/11/2022	0034	2.14	PRS
110	300	1000	5035	Disability Insurance	3/25/2022	0043	13.79	PRS
110	300	1000	5035	Disability Insurance	3/31/2022	0046	12.82	PRS
110	300	1000	5035	Disability Insurance	3/11/2022	0047	3.86	PRS
110	300	1000	5035	Disability Insurance	3/25/2022	0058	14.70	PRS

110	300	1000	5035	Disability Insurance	3/31/2022	0090	13.69	PRS
110	300	1000	5035	Disability Insurance	3/25/2022	0092	14.72	PRS
110	300	1000	5035	Disability Insurance	3/11/2022	0093	4.12	PRS
110	300	1000	5035	Disability Insurance	3/31/2022	0099	10.33	PRS
110	300	1000	5035	Disability Insurance	3/25/2022	0101	11.11	PRS
110	300	1000	5035	Disability Insurance	3/11/2022	0103	3.11	PRS
110	300	1000	5035	Disability Insurance	3/31/2022	0123	13.61	PRS
110	300	1000	5035	Disability Insurance	3/25/2022	0125	14.63	PRS
110	300	1000	5035	Disability Insurance	3/11/2022	0128	4.10	PRS
110	300	1000	5035	Disability Insurance	3/31/2022	0134	16.05	PRS
110	300	1000	5035	Disability Insurance	3/31/2022	0136	10.41	PRS
110	300	1000	5035	Disability Insurance	3/31/2022	0137	10.09	PRS
110	300	1000	5035	Disability Insurance	3/25/2022	0138	17.26	PRS
110	300	1000	5035	Disability Insurance	3/25/2022	0140	11.19	PRS
110	300	1000	5035	Disability Insurance	3/11/2022	0140	4.83	PRS
110	300	1000	5035	Disability Insurance	3/25/2022	0141	10.85	PRS
110	300	1000	5035	Disability Insurance	3/11/2022	0142	3.13	PRS
110	300	1000	5035	Disability Insurance	3/11/2022	0143	3.04	PRS
110	300	1000	5035	Disability Insurance	3/25/2022	0146	10.55	PRS
110	300	1000	5035	Disability Insurance	3/31/2022	0151	11.34	PRS
110	300	1000	5035	Disability Insurance	3/25/2022	0159	12.19	PRS
110	300	1000	5035	Disability Insurance	3/11/2022	0159	3.41	PRS
110	300	1000	5035	Disability Insurance	3/11/2022	118841	4.12	PRS
110	300	1000	5035	Disability Insurance	3/31/2022	118848	9.81	PRS
110	300	1000	5035	Disability Insurance	3/31/2022	118849	13.67	PRS
110	350	1000	5035	Disability Insurance	3/31/2022	0066	13.75	PRS
110	350	1000	5035	Disability Insurance	3/25/2022	0066	14.78	PRS
110	350	1000	5035	Disability Insurance	3/11/2022	0067	4.14	PRS
110	350	1000	5035	Disability Insurance	3/31/2022	0083	4.94	PRS
110	350	1000	5035	Disability Insurance	3/25/2022	0085	5.30	PRS
110	350	1000	5035	Disability Insurance	3/11/2022	0086	1.49	PRS
110	350	1000	5035	Disability Insurance	3/31/2022	0158	1.82	PRS
110	350	1000	5035	Disability Insurance	3/25/2022	0165	1.95	PRS
110	350	1000	5035	Disability Insurance	3/11/2022	0166	0.55	PRS
110	400	1000	5035	Disability Insurance	3/31/2022	0083	4.94	PRS
110	400	1000	5035	Disability Insurance	3/25/2022	0085	5.30	PRS
110	400	1000	5035	Disability Insurance	3/11/2022	0086	1.49	PRS
110	400	1000	5035	Disability Insurance	3/31/2022	0093	9.80	PRS
110	400	1000	5035	Disability Insurance	3/25/2022	0095	10.55	PRS
110	400	1000	5035	Disability Insurance	3/11/2022	0096	2.96	PRS
110	400	1000	5035	Disability Insurance	3/31/2022	0158	1.82	PRS
110	400	1000	5035	Disability Insurance	3/25/2022	0165	1.95	PRS
110	400	1000	5035	Disability Insurance	3/11/2022	0166	0.55	PRS
110	450	1000	5035	Disability Insurance	3/25/2022	0019	3.48	PRS
110	450	1000	5035	Disability Insurance	3/11/2022	0020	0.97	PRS
110	450	1000	5035	Disability Insurance	3/31/2022	0021	3.24	PRS
110	450	1000	5035	Disability Insurance	3/31/2022	0062	3.13	PRS
110	450	1000	5035	Disability Insurance	3/25/2022	0062	3.38	PRS
110	450	1000	5035	Disability Insurance	3/11/2022	0063	0.95	PRS
110	450	1000	5035	Disability Insurance	3/25/2022	0064	3.48	PRS

110	450	1000	5035	Disability Insurance	3/31/2022	0064	3.24	PRS
110	450	1000	5035	Disability Insurance	3/11/2022	0065	0.97	PRS
110	450	1000	5035	Disability Insurance	3/31/2022	0083	4.93	PRS
110	450	1000	5035	Disability Insurance	3/25/2022	0085	5.30	PRS
110	450	1000	5035	Disability Insurance	3/11/2022	0086	1.49	PRS
110	450	1000	5035	Disability Insurance	3/31/2022	0093	2.81	PRS
110	450	1000	5035	Disability Insurance	3/25/2022	0095	3.00	PRS
110	450	1000	5035	Disability Insurance	3/11/2022	0096	0.85	PRS
110	450	1000	5035	Disability Insurance	3/31/2022	0112	2.82	PRS
110	450	1000	5035	Disability Insurance	3/25/2022	0114	3.04	PRS
110	450	1000	5035	Disability Insurance	3/11/2022	0116	0.85	PRS
110	450	1000	5035	Disability Insurance	3/31/2022	0120	3.05	PRS
110	450	1000	5035	Disability Insurance	3/25/2022	0122	3.28	PRS
110	450	1000	5035	Disability Insurance	3/31/2022	0124	3.22	PRS
110	450	1000	5035	Disability Insurance	3/11/2022	0125	0.92	PRS
110	450	1000	5035	Disability Insurance	3/25/2022	0126	3.46	PRS
110	450	1000	5035	Disability Insurance	3/11/2022	0129	0.97	PRS
110	450	1000	5035	Disability Insurance	3/31/2022	0158	1.82	PRS
110	450	1000	5035	Disability Insurance	3/25/2022	0165	1.95	PRS
110	450	1000	5035	Disability Insurance	3/11/2022	0166	0.55	PRS
110	500	1000	5035	Disability Insurance	3/25/2022	0037	6.38	PRS
110	500	1000	5035	Disability Insurance	3/31/2022	0040	5.93	PRS
110	500	1000	5035	Disability Insurance	3/11/2022	0042	1.79	PRS
110	500	1000	5035	Disability Insurance	3/31/2022	0098	7.38	PRS
110	500	1000	5035	Disability Insurance	3/25/2022	0100	7.93	PRS
110	500	1000	5035	Disability Insurance	3/31/2022	0101	6.78	PRS
110	500	1000	5035	Disability Insurance	3/11/2022	0102	2.22	PRS
110	500	1000	5035	Disability Insurance	3/25/2022	0104	7.30	PRS
110	500	1000	5035	Disability Insurance	3/31/2022	0106	5.99	PRS
110	500	1000	5035	Disability Insurance	3/11/2022	0106	2.04	PRS
110	500	1000	5035	Disability Insurance	3/25/2022	0107	6.44	PRS
110	500	1000	5035	Disability Insurance	3/11/2022	0110	1.80	PRS
110	500	1000	5035	Disability Insurance	3/31/2022	0121	6.29	PRS
110	500	1000	5035	Disability Insurance	3/25/2022	0123	6.77	PRS
110	500	1000	5035	Disability Insurance	3/11/2022	0126	1.90	PRS
110	500	1000	5035	Disability Insurance	3/31/2022	0140	8.54	PRS
110	500	1000	5035	Disability Insurance	3/25/2022	0145	9.17	PRS
110	500	1000	5035	Disability Insurance	3/11/2022	0147	2.57	PRS
110	500	1000	5035	Disability Insurance	3/31/2022	0158	1.82	PRS
110	500	1000	5035	Disability Insurance	3/25/2022	0165	1.95	PRS
110	500	1000	5035	Disability Insurance	3/11/2022	0166	0.55	PRS
110	500	1000	5035	Disability Insurance	3/31/2022	118852	6.90	PRS
110	525	1000	5035	Disability Insurance	3/25/2022	0033	16.22	PRS
110	525	1000	5035	Disability Insurance	3/31/2022	0036	15.08	PRS
110	525	1000	5035	Disability Insurance	3/11/2022	0037	4.54	PRS
110	525	1000	5035	Disability Insurance	3/31/2022	0065	22.13	PRS
110	525	1000	5035	Disability Insurance	3/25/2022	0065	23.80	PRS
110	525	1000	5035	Disability Insurance	3/11/2022	0066	6.66	PRS
110	525	1000	5035	Disability Insurance	3/31/2022	0079	17.10	PRS
110	525	1000	5035	Disability Insurance	3/25/2022	0081	18.39	PRS

110	525	1000	5035	Disability Insurance	3/11/2022	0081			5.15		PRS
110	525	1000	5035	Disability Insurance	3/31/2022	0106			5.99		PRS
110	525	1000	5035	Disability Insurance	3/25/2022	0107			6.44		PRS
110	525	1000	5035	Disability Insurance	3/11/2022	0110			1.80		PRS
110	525	1000	5035	Disability Insurance	3/31/2022	0152			13.97		PRS
110	525	1000	5035	Disability Insurance	3/31/2022	0158			1.82		PRS
110	525	1000	5035	Disability Insurance	3/25/2022	0160			15.02		PRS
110	525	1000	5035	Disability Insurance	3/11/2022	0160			4.20		PRS
110	525	1000	5035	Disability Insurance	3/25/2022	0165			1.95		PRS
110	525	1000	5035	Disability Insurance	3/11/2022	0166			0.55		PRS
110	540	1000	5035	Disability Insurance	3/31/2022	0095			16.57		PRS
110	540	1000	5035	Disability Insurance	3/25/2022	0097			17.82		PRS
110	540	1000	5035	Disability Insurance	3/11/2022	0098			4.99		PRS
110	540	1000	5035	Disability Insurance	3/31/2022	0106			5.99		PRS
110	540	1000	5035	Disability Insurance	3/25/2022	0107			6.44		PRS
110	540	1000	5035	Disability Insurance	3/11/2022	0110			1.80		PRS
110	540	1000	5035	Disability Insurance	3/31/2022	0158			1.82		PRS
110	540	1000	5035	Disability Insurance	3/25/2022	0165			1.95		PRS
110	540	1000	5035	Disability Insurance	3/11/2022	0166			0.55		PRS
110	550	1000	5035	Disability Insurance	3/25/2022	0037			6.37		PRS
110	550	1000	5035	Disability Insurance	3/31/2022	0040			5.92		PRS
110	550	1000	5035	Disability Insurance	3/11/2022	0042			1.78		PRS
110	550	1000	5035	Disability Insurance	3/31/2022	0098			7.37		PRS
110	550	1000	5035	Disability Insurance	3/25/2022	0100			7.93		PRS
110	550	1000	5035	Disability Insurance	3/31/2022	0101			6.79		PRS
110	550	1000	5035	Disability Insurance	3/11/2022	0102			2.22		PRS
110	550	1000	5035	Disability Insurance	3/25/2022	0104			7.29		PRS
110	550	1000	5035	Disability Insurance	3/31/2022	0106			5.99		PRS
110	550	1000	5035	Disability Insurance	3/11/2022	0106			2.04		PRS
110	550	1000	5035	Disability Insurance	3/25/2022	0107			6.44		PRS
110	550	1000	5035	Disability Insurance	3/11/2022	0110			1.80		PRS
110	550	1000	5035	Disability Insurance	3/31/2022	0121			6.29		PRS
110	550	1000	5035	Disability Insurance	3/25/2022	0123			6.75		PRS
110	550	1000	5035	Disability Insurance	3/11/2022	0126			1.89		PRS
110	550	1000	5035	Disability Insurance	3/31/2022	0140			8.52		PRS
110	550	1000	5035	Disability Insurance	3/25/2022	0145			9.17		PRS
110	550	1000	5035	Disability Insurance	3/11/2022	0147			2.56		PRS
110	550	1000	5035	Disability Insurance	3/31/2022	0158			1.79		PRS
110	550	1000	5035	Disability Insurance	3/25/2022	0165			1.95		PRS
110	550	1000	5035	Disability Insurance	3/11/2022	0166			0.55		PRS
110	550	1000	5035	Disability Insurance	3/31/2022	118852			6.90		PRS
110	120	1000	2131	Disability Insurance Pa	3/16/2022	001338714963	MUTUAL OF OMAHA	LIFE & DISABILITY INSURANCE- April 2022	1,914.14		API
110			2131	Disability Insurance Pa	3/11/2022	0001				3.57	PRS
110			2131	Disability Insurance Pa	3/25/2022	0001				12.75	PRS
110			2131	Disability Insurance Pa	3/31/2022	0001				11.86	PRS
110			2131	Disability Insurance Pa	3/11/2022	0002				4.47	PRS
110			2131	Disability Insurance Pa	3/31/2022	0002				14.86	PRS
110			2131	Disability Insurance Pa	3/25/2022	0002				15.98	PRS
110			2131	Disability Insurance Pa	3/31/2022	0005				23.34	PRS
110			2131	Disability Insurance Pa	3/25/2022	0006				13.47	PRS

110	2131	Disability Insurance Pa	3/11/2022	0007	3.77	PRS
110	2131	Disability Insurance Pa	3/31/2022	0008	12.53	PRS
110	2131	Disability Insurance Pa	3/11/2022	0008	4.09	PRS
110	2131	Disability Insurance Pa	3/25/2022	0008	14.61	PRS
110	2131	Disability Insurance Pa	3/31/2022	0009	13.59	PRS
110	2131	Disability Insurance Pa	3/25/2022	0012	15.76	PRS
110	2131	Disability Insurance Pa	3/11/2022	0012	4.41	PRS
110	2131	Disability Insurance Pa	3/25/2022	0013	12.75	PRS
110	2131	Disability Insurance Pa	3/11/2022	0013	3.57	PRS
110	2131	Disability Insurance Pa	3/31/2022	0013	14.66	PRS
110	2131	Disability Insurance Pa	3/31/2022	0014	11.86	PRS
110	2131	Disability Insurance Pa	3/25/2022	0019	13.91	PRS
110	2131	Disability Insurance Pa	3/11/2022	0020	3.89	PRS
110	2131	Disability Insurance Pa	3/31/2022	0021	12.94	PRS
110	2131	Disability Insurance Pa	3/25/2022	0031	22.52	PRS
110	2131	Disability Insurance Pa	3/31/2022	0033	20.94	PRS
110	2131	Disability Insurance Pa	3/25/2022	0033	16.22	PRS
110	2131	Disability Insurance Pa	3/11/2022	0034	6.31	PRS
110	2131	Disability Insurance Pa	3/31/2022	0036	15.08	PRS
110	2131	Disability Insurance Pa	3/11/2022	0037	4.54	PRS
110	2131	Disability Insurance Pa	3/25/2022	0037	12.75	PRS
110	2131	Disability Insurance Pa	3/31/2022	0040	11.86	PRS
110	2131	Disability Insurance Pa	3/11/2022	0042	3.57	PRS
110	2131	Disability Insurance Pa	3/25/2022	0043	16.22	PRS
110	2131	Disability Insurance Pa	3/31/2022	0046	15.08	PRS
110	2131	Disability Insurance Pa	3/11/2022	0047	4.54	PRS
110	2131	Disability Insurance Pa	3/25/2022	0051	16.92	PRS
110	2131	Disability Insurance Pa	3/31/2022	0053	15.74	PRS
110	2131	Disability Insurance Pa	3/25/2022	0053	13.91	PRS
110	2131	Disability Insurance Pa	3/11/2022	0054	4.74	PRS
110	2131	Disability Insurance Pa	3/31/2022	0055	12.94	PRS
110	2131	Disability Insurance Pa	3/25/2022	0056	14.29	PRS
110	2131	Disability Insurance Pa	3/11/2022	0056	3.89	PRS
110	2131	Disability Insurance Pa	3/31/2022	0058	13.29	PRS
110	2131	Disability Insurance Pa	3/25/2022	0058	14.70	PRS
110	2131	Disability Insurance Pa	3/11/2022	0059	4.00	PRS
110	2131	Disability Insurance Pa	3/31/2022	0062	12.53	PRS
110	2131	Disability Insurance Pa	3/25/2022	0062	13.56	PRS
110	2131	Disability Insurance Pa	3/11/2022	0063	3.79	PRS
110	2131	Disability Insurance Pa	3/25/2022	0064	13.93	PRS
110	2131	Disability Insurance Pa	3/31/2022	0064	12.95	PRS
110	2131	Disability Insurance Pa	3/11/2022	0065	3.90	PRS
110	2131	Disability Insurance Pa	3/25/2022	0065	23.80	PRS
110	2131	Disability Insurance Pa	3/31/2022	0065	22.13	PRS
110	2131	Disability Insurance Pa	3/25/2022	0066	14.78	PRS
110	2131	Disability Insurance Pa	3/31/2022	0066	13.75	PRS
110	2131	Disability Insurance Pa	3/11/2022	0066	6.66	PRS
110	2131	Disability Insurance Pa	3/11/2022	0067	4.14	PRS
110	2131	Disability Insurance Pa	3/25/2022	0071	25.76	PRS
110	2131	Disability Insurance Pa	3/31/2022	0071	23.96	PRS

110	2131	Disability Insurance Pa	3/31/2022	0072	15.05	PRS
110	2131	Disability Insurance Pa	3/25/2022	0072	16.18	PRS
110	2131	Disability Insurance Pa	3/11/2022	0072	7.21	PRS
110	2131	Disability Insurance Pa	3/11/2022	0073	4.53	PRS
110	2131	Disability Insurance Pa	3/31/2022	0074	15.37	PRS
110	2131	Disability Insurance Pa	3/25/2022	0075	16.53	PRS
110	2131	Disability Insurance Pa	3/11/2022	0076	4.63	PRS
110	2131	Disability Insurance Pa	3/31/2022	0079	17.10	PRS
110	2131	Disability Insurance Pa	3/25/2022	0081	18.39	PRS
110	2131	Disability Insurance Pa	3/11/2022	0081	5.15	PRS
110	2131	Disability Insurance Pa	3/31/2022	0083	19.74	PRS
110	2131	Disability Insurance Pa	3/25/2022	0085	21.23	PRS
110	2131	Disability Insurance Pa	3/11/2022	0086	5.95	PRS
110	2131	Disability Insurance Pa	3/31/2022	0090	13.69	PRS
110	2131	Disability Insurance Pa	3/25/2022	0092	14.72	PRS
110	2131	Disability Insurance Pa	3/31/2022	0093	14.01	PRS
110	2131	Disability Insurance Pa	3/11/2022	0093	4.12	PRS
110	2131	Disability Insurance Pa	3/31/2022	0094	15.29	PRS
110	2131	Disability Insurance Pa	3/31/2022	0095	16.57	PRS
110	2131	Disability Insurance Pa	3/25/2022	0095	15.06	PRS
110	2131	Disability Insurance Pa	3/31/2022	0096	23.96	PRS
110	2131	Disability Insurance Pa	3/25/2022	0096	16.44	PRS
110	2131	Disability Insurance Pa	3/11/2022	0096	4.22	PRS
110	2131	Disability Insurance Pa	3/11/2022	0097	4.60	PRS
110	2131	Disability Insurance Pa	3/25/2022	0097	17.82	PRS
110	2131	Disability Insurance Pa	3/25/2022	0098	25.76	PRS
110	2131	Disability Insurance Pa	3/11/2022	0098	4.99	PRS
110	2131	Disability Insurance Pa	3/31/2022	0098	14.75	PRS
110	2131	Disability Insurance Pa	3/31/2022	0099	15.88	PRS
110	2131	Disability Insurance Pa	3/11/2022	0100	7.21	PRS
110	2131	Disability Insurance Pa	3/25/2022	0100	15.86	PRS
110	2131	Disability Insurance Pa	3/25/2022	0101	17.07	PRS
110	2131	Disability Insurance Pa	3/31/2022	0101	13.57	PRS
110	2131	Disability Insurance Pa	3/11/2022	0102	4.44	PRS
110	2131	Disability Insurance Pa	3/11/2022	0103	4.78	PRS
110	2131	Disability Insurance Pa	3/25/2022	0104	14.59	PRS
110	2131	Disability Insurance Pa	3/31/2022	0106	23.96	PRS
110	2131	Disability Insurance Pa	3/11/2022	0106	4.09	PRS
110	2131	Disability Insurance Pa	3/25/2022	0107	25.76	PRS
110	2131	Disability Insurance Pa	3/31/2022	0109	11.06	PRS
110	2131	Disability Insurance Pa	3/11/2022	0110	7.21	PRS
110	2131	Disability Insurance Pa	3/25/2022	0111	11.89	PRS
110	2131	Disability Insurance Pa	3/31/2022	0112	11.29	PRS
110	2131	Disability Insurance Pa	3/11/2022	0113	3.33	PRS
110	2131	Disability Insurance Pa	3/25/2022	0114	12.14	PRS
110	2131	Disability Insurance Pa	3/11/2022	0116	3.40	PRS
110	2131	Disability Insurance Pa	3/31/2022	0117	13.92	PRS
110	2131	Disability Insurance Pa	3/31/2022	0118	14.01	PRS
110	2131	Disability Insurance Pa	3/25/2022	0119	14.97	PRS
110	2131	Disability Insurance Pa	3/25/2022	0120	15.06	PRS

110	2131	Disability Insurance Pa	3/31/2022	0120	12.21	PRS
110	2131	Disability Insurance Pa	3/11/2022	0121	4.19	PRS
110	2131	Disability Insurance Pa	3/31/2022	0121	12.57	PRS
110	2131	Disability Insurance Pa	3/11/2022	0122	4.22	PRS
110	2131	Disability Insurance Pa	3/25/2022	0122	13.13	PRS
110	2131	Disability Insurance Pa	3/31/2022	0122	15.55	PRS
110	2131	Disability Insurance Pa	3/31/2022	0123	16.01	PRS
110	2131	Disability Insurance Pa	3/25/2022	0123	13.52	PRS
110	2131	Disability Insurance Pa	3/31/2022	0124	12.89	PRS
110	2131	Disability Insurance Pa	3/25/2022	0124	16.72	PRS
110	2131	Disability Insurance Pa	3/25/2022	0125	17.21	PRS
110	2131	Disability Insurance Pa	3/11/2022	0125	3.68	PRS
110	2131	Disability Insurance Pa	3/11/2022	0126	3.79	PRS
110	2131	Disability Insurance Pa	3/25/2022	0126	13.86	PRS
110	2131	Disability Insurance Pa	3/11/2022	0127	4.68	PRS
110	2131	Disability Insurance Pa	3/11/2022	0128	4.82	PRS
110	2131	Disability Insurance Pa	3/11/2022	0129	3.88	PRS
110	2131	Disability Insurance Pa	3/31/2022	0134	16.05	PRS
110	2131	Disability Insurance Pa	3/31/2022	0136	10.41	PRS
110	2131	Disability Insurance Pa	3/31/2022	0137	11.86	PRS
110	2131	Disability Insurance Pa	3/31/2022	0138	23.53	PRS
110	2131	Disability Insurance Pa	3/25/2022	0138	17.26	PRS
110	2131	Disability Insurance Pa	3/31/2022	0140	17.06	PRS
110	2131	Disability Insurance Pa	3/25/2022	0140	11.19	PRS
110	2131	Disability Insurance Pa	3/11/2022	0140	4.83	PRS
110	2131	Disability Insurance Pa	3/25/2022	0141	12.75	PRS
110	2131	Disability Insurance Pa	3/11/2022	0142	3.13	PRS
110	2131	Disability Insurance Pa	3/25/2022	0143	25.30	PRS
110	2131	Disability Insurance Pa	3/11/2022	0143	3.57	PRS
110	2131	Disability Insurance Pa	3/25/2022	0145	18.34	PRS
110	2131	Disability Insurance Pa	3/11/2022	0145	7.08	PRS
110	2131	Disability Insurance Pa	3/25/2022	0146	15.06	PRS
110	2131	Disability Insurance Pa	3/11/2022	0147	5.14	PRS
110	2131	Disability Insurance Pa	3/31/2022	0151	17.43	PRS
110	2131	Disability Insurance Pa	3/31/2022	0152	13.97	PRS
110	2131	Disability Insurance Pa	3/31/2022	0156	15.16	PRS
110	2131	Disability Insurance Pa	3/31/2022	0157	12.21	PRS
110	2131	Disability Insurance Pa	3/31/2022	0158	14.56	PRS
110	2131	Disability Insurance Pa	3/25/2022	0159	18.74	PRS
110	2131	Disability Insurance Pa	3/11/2022	0159	5.25	PRS
110	2131	Disability Insurance Pa	3/11/2022	0160	4.20	PRS
110	2131	Disability Insurance Pa	3/25/2022	0160	15.02	PRS
110	2131	Disability Insurance Pa	3/25/2022	0163	16.30	PRS
110	2131	Disability Insurance Pa	3/11/2022	0164	4.57	PRS
110	2131	Disability Insurance Pa	3/25/2022	0164	13.13	PRS
110	2131	Disability Insurance Pa	3/25/2022	0165	15.66	PRS
110	2131	Disability Insurance Pa	3/11/2022	0165	3.68	PRS
110	2131	Disability Insurance Pa	3/11/2022	0166	4.38	PRS
110	2131	Disability Insurance Pa	3/11/2022	118841	4.12	PRS
110	2131	Disability Insurance Pa	3/11/2022	118842	7.03	PRS

110			2131	Disability Insurance Pa	3/25/2022	118844				25.10	PRS
110			2131	Disability Insurance Pa	3/31/2022	118848				14.01	PRS
110			2131	Disability Insurance Pa	3/31/2022	118849				13.67	PRS
110			2131	Disability Insurance Pa	3/31/2022	118851				17.79	PRS
110			2131	Disability Insurance Pa	3/31/2022	118852				13.80	PRS
110	275	1000	6213	District Vehicle Repair	3/25/2022	2227545	SERVICE ONE AUTOMOTIVE	STATE INSPECTION #1501	18.50		API
110	275	1000	6213	District Vehicle Repair	3/25/2022	2227545	SERVICE ONE AUTOMOTIVE	OIL CHANGE #1501	60.78		API
110	275	1000	6213	District Vehicle Repair	3/21/2022	3539395623	AUTO ZONE, INC.	Maintenance Supplies Truck #1303	80.15		API
110	400	1000	6213	District Vehicle Repair	3/1/2022	P48941970	BATTERIES PLUS BULBS #141	Batteries for Truck #1303	14.47		API
110	500	1000	6213	District Vehicle Repair	3/9/2022	39221801	MOTOR MAN	Dump Truck Oil Change	65.00		API
110	500	1000	6213	District Vehicle Repair	3/1/2022	SWO219584-1	ASSOCIATED SUPPLY COMPANY,	Maint Yard Back Hoe Repair	1,249.96		API
110	540	1000	6213	District Vehicle Repair	3/29/2022	3539399439	AUTO ZONE, INC.	BATTERY-UNIT #1601	174.99		API
110	550	1000	6213	District Vehicle Repair	3/1/2022	3539385824	AUTO ZONE, INC.	Seat Covers for Truck #1302	39.99		API
110	125	1000	6213	District Vehicle Repair	3/31/2022	001		YOUR NEIGHBORHOOD CAR Clean and	12.75		JV
110	250	1000	6213	District Vehicle Repair	3/31/2022	001		WILLIAMSON CO SVC FEE Truck	0.21		JV
110	250	1000	6213	District Vehicle Repair	3/31/2022	001		WILLIAMSON COUNTY VEH Truck	8.25		JV
110	275	1000	6213	District Vehicle Repair	3/31/2022	001		WILLIAMSON CO SVC FEE Truck	0.18		JV
110	275	1000	6213	District Vehicle Repair	3/31/2022	001		WILLIAMSON COUNTY VEH Truck	8.25		JV
110	500	1000	6213	District Vehicle Repair	3/31/2022	001		WILLIAMSON CO SVC FEE Truck	0.21		JV
110	500	1000	6213	District Vehicle Repair	3/31/2022	001		WILLIAMSON CO SVC FEE Truck	0.01		JV
110	500	1000	6213	District Vehicle Repair	3/31/2022	001		WILCO Truck Regist 102 106 107 1302	8.25		JV
110	500	1000	6213	District Vehicle Repair	3/31/2022	001		WILLIAMSON COUNTY VEH Truck	8.25		JV
110	525	1000	6213	District Vehicle Repair	3/31/2022	001		WILLIAMSON COUNTY VEH Truck	16.50		JV
110	525	1000	6213	District Vehicle Repair	3/31/2022	001		WILLIAMSON CO SVC FEE Truck	0.42		JV
110	550	1000	6213	District Vehicle Repair	3/31/2022	001		WILLIAMSON CO SVC FEE Truck	0.21		JV
110	550	1000	6213	District Vehicle Repair	3/31/2022	001		WILLIAMSON COUNTY VEH Truck	8.25		JV
110			1860	Due From Bond Proce	3/7/2022	321281-0003	ROCK ENGINEERING & TESTING	Zebra Mussel Control Project #321281	1,462.50		API
110			1860	Due From Bond Proce	3/18/2022	43279	MRB GROUP ENGINEERING, ARC	P#0226.19003.000- ZEBRA MUSSEL	2,237.50		API
110			1860	Due From Bond Proce	3/31/2022	43696	MRB GROUP ENGINEERING, ARC	P#0226.19003.000-ZEBRA MUSSEL	2,815.00		API
110			1860	Due From Bond Proce	3/31/2022	BCMUD Zebra	CITY OF ROUND ROCK	Excel Construction App #5 period to	115,535.20		API
110			1860	Due From Bond Proce	3/31/2022	Pay App4	EXCEL CONSTRUCTION SERVICES	PROJ: #0226.19003- ZEBRA MUSSEL	229,446.00		API
110			1855	Due From DS - Agent F	3/8/2022	2022-126	WILLIAMSON CENTRAL APPRAIS	2ND QTRLY TAX COLLECTION FEES -	1,100.75		API
110			1855	Due From DS - Agent F	3/8/2022	2022-127	WILLIAMSON CENTRAL APPRAIS	2ND QTRLY TAX COLLECTION FEES	14,384.00		API
110			1869	Due From Investment	3/14/2022	001		GF - Interest - FHLB (3130ALJ70)	3,989.00		JV
110			1867	Due From WILCO Tax	3/1/2022	TAX RECEIPT03	WILLIAMSON COUNTY TAX OFFI	MAR 22 TAX RECEIPTS	6,185.98		CR
110			1867	Due From WILCO Tax	3/1/2022	TAX RECEIPT03	WILLIAMSON COUNTY TAX OFFI	MAR 22 TAX RECEIPTS	2,045.32		CR
110			1867	Due From WILCO Tax	3/1/2022	TAX RECEIPT03	WILLIAMSON COUNTY TAX OFFI	MAR 22 TAX RECEIPTS	6,872.04		CR
110			1867	Due From WILCO Tax	3/1/2022	TAX RECEIPT03	WILLIAMSON COUNTY TAX OFFI	MAR 22 TAX RECEIPTS	3,900.30		CR
110			1867	Due From WILCO Tax	3/1/2022	TAX RECEIPT03	WILLIAMSON COUNTY TAX OFFI	MAR 22 TAX RECEIPTS	1,945.19		CR
110			1867	Due From WILCO Tax	3/1/2022	TAX RECEIPT03	WILLIAMSON COUNTY TAX OFFI	MAR 22 TAX RECEIPTS	2,326.75		CR
110			1867	Due From WILCO Tax	3/1/2022	TAX RECEIPT03	WILLIAMSON COUNTY TAX OFFI	MAR 22 TAX RECEIPTS	5,085.07		CR
110			1867	Due From WILCO Tax	3/1/2022	TAX RECEIPT03	WILLIAMSON COUNTY TAX OFFI	MAR 22 TAX RECEIPTS	1,814.39		CR
110			1867	Due From WILCO Tax	3/1/2022	TAX RECEIPT03	WILLIAMSON COUNTY TAX OFFI	MAR 22 TAX RECEIPTS	1,161.20		CR
110			1867	Due From WILCO Tax	3/1/2022	TAX RECEIPT03	WILLIAMSON COUNTY TAX OFFI	MAR 22 TAX RECEIPTS	818.83		CR
110			1867	Due From WILCO Tax	3/1/2022	TAX RECEIPT03	WILLIAMSON COUNTY TAX OFFI	MAR 22 TAX RECEIPTS	2,359.71		CR
110			1867	Due From WILCO Tax	3/1/2022	TAX RECEIPT03	WILLIAMSON COUNTY TAX OFFI	MAR 22 TAX RECEIPTS		215.97	CR
110			1867	Due From WILCO Tax	3/1/2022	TAX RECEIPT03	WILLIAMSON COUNTY TAX OFFI	MAR 22 TAX RECEIPTS	1,287.87		CR
110			1867	Due From WILCO Tax	3/1/2022	TAX RECEIPT03	WILLIAMSON COUNTY TAX OFFI	MAR 22 TAX RECEIPTS	1,177.22		CR
110			1867	Due From WILCO Tax	3/1/2022	TAX RECEIPT03	WILLIAMSON COUNTY TAX OFFI	MAR 22 TAX RECEIPTS	2,752.90		CR
110			1867	Due From WILCO Tax	3/1/2022	TAX RECEIPT03	WILLIAMSON COUNTY TAX OFFI	MAR 22 TAX RECEIPTS	383.06		CR

110			1867	Due From WILCO Tax	3/1/2022	TAX RECEIPT0	WILLIAMSON COUNTY TAX OFFI	MAR 22 TAX RECEIPTS	5,537.09		CR
110			1867	Due From WILCO Tax	3/1/2022	TAX RECEIPT0	WILLIAMSON COUNTY TAX OFFI	MAR 22 TAX RECEIPTS	1,632.92		CR
110			1867	Due From WILCO Tax	3/1/2022	TAX RECEIPT0	WILLIAMSON COUNTY TAX OFFI	MAR 22 TAX RECEIPTS	407.99		CR
110			1867	Due From WILCO Tax	3/1/2022	TAX RECEIPT0	WILLIAMSON COUNTY TAX OFFI	MAR 22 TAX RECEIPTS	5,900.04		CR
110			1867	Due From WILCO Tax	3/1/2022	TAX RECEIPT0	WILLIAMSON COUNTY TAX OFFI	MAR 22 TAX RECEIPTS	3,530.17		CR
110			1867	Due From WILCO Tax	3/1/2022	TAX RECEIPT0	WILLIAMSON COUNTY TAX OFFI	MAR 22 TAX RECEIPTS	2,720.23		CR
110			1867	Due From WILCO Tax	3/1/2022	TAX RECEIPT0	WILLIAMSON COUNTY TAX OFFI	MAR 22 TAX RECEIPTS	6,466.96		CR
110			1867	Due From WILCO Tax	3/31/2022	1		CORRECT - M&O - WilCo Tax Deposits Oct-		523,677.59	JV
610			1867	Due From WILCO Tax	3/31/2022	1		REVERSE - M&O - WilCo Tax Deposits Oct-		523,677.59	JV
620			2760	Due To Bond Proceed	3/7/2022	321281-0003	ROCK ENGINEERING & TESTING	Zebra Mussel Control Project #321281		1,462.50	API
620			2760	Due To Bond Proceed	3/18/2022	43279	MRB GROUP ENGINEERING, AR	P#0226.19003.000- ZEBRA MUSSEL		2,237.50	API
620			2760	Due To Bond Proceed	3/31/2022	43696	MRB GROUP ENGINEERING, AR	P#0226.19003.000-ZEBRA MUSSEL		2,815.00	API
620			2760	Due To Bond Proceed	3/31/2022	BCMUD Zebra	CITY OF ROUND ROCK	Excel Construction App #5 period to		115,535.20	API
620			2760	Due To Bond Proceed	3/31/2022	Pay App4	EXCEL CONSTRUCTION SERVICE	PROJ: #0226.19003- ZEBRA MUSSEL		229,446.00	API
610			2769	Due To Investments II	3/14/2022	001		GF - Interest - FHLB (3130ALJ70)		3,989.00	JV
610			2755	Due To Oper - Agent F	3/8/2022	2022-126	WILLIAMSON CENTRAL APPRAIS	2ND QTRLY TAX COLLECTION FEES -		1,100.75	API
610			2755	Due To Oper - Agent F	3/8/2022	2022-127	WILLIAMSON CENTRAL APPRAIS	2ND QTRLY TAX COLLECTION FEES		14,384.00	API
610			2767	Due To WILCO Tax	3/1/2022	TAX RECEIPT0	WILLIAMSON COUNTY TAX OFFI	MAR 22 TAX RECEIPTS		6,185.98	CR
610			2767	Due To WILCO Tax	3/1/2022	TAX RECEIPT0	WILLIAMSON COUNTY TAX OFFI	MAR 22 TAX RECEIPTS		2,045.32	CR
610			2767	Due To WILCO Tax	3/1/2022	TAX RECEIPT0	WILLIAMSON COUNTY TAX OFFI	MAR 22 TAX RECEIPTS		6,872.04	CR
610			2767	Due To WILCO Tax	3/1/2022	TAX RECEIPT0	WILLIAMSON COUNTY TAX OFFI	MAR 22 TAX RECEIPTS		3,900.30	CR
610			2767	Due To WILCO Tax	3/1/2022	TAX RECEIPT0	WILLIAMSON COUNTY TAX OFFI	MAR 22 TAX RECEIPTS		1,945.19	CR
610			2767	Due To WILCO Tax	3/1/2022	TAX RECEIPT0	WILLIAMSON COUNTY TAX OFFI	MAR 22 TAX RECEIPTS		2,326.75	CR
610			2767	Due To WILCO Tax	3/1/2022	TAX RECEIPT0	WILLIAMSON COUNTY TAX OFFI	MAR 22 TAX RECEIPTS		5,085.07	CR
610			2767	Due To WILCO Tax	3/1/2022	TAX RECEIPT0	WILLIAMSON COUNTY TAX OFFI	MAR 22 TAX RECEIPTS		1,814.39	CR
610			2767	Due To WILCO Tax	3/1/2022	TAX RECEIPT0	WILLIAMSON COUNTY TAX OFFI	MAR 22 TAX RECEIPTS		1,161.20	CR
610			2767	Due To WILCO Tax	3/1/2022	TAX RECEIPT0	WILLIAMSON COUNTY TAX OFFI	MAR 22 TAX RECEIPTS		818.83	CR
610			2767	Due To WILCO Tax	3/1/2022	TAX RECEIPT0	WILLIAMSON COUNTY TAX OFFI	MAR 22 TAX RECEIPTS		2,359.71	CR
610			2767	Due To WILCO Tax	3/1/2022	TAX RECEIPT0	WILLIAMSON COUNTY TAX OFFI	MAR 22 TAX RECEIPTS	215.97		CR
610			2767	Due To WILCO Tax	3/1/2022	TAX RECEIPT0	WILLIAMSON COUNTY TAX OFFI	MAR 22 TAX RECEIPTS		1,287.87	CR
610			2767	Due To WILCO Tax	3/1/2022	TAX RECEIPT0	WILLIAMSON COUNTY TAX OFFI	MAR 22 TAX RECEIPTS		1,177.22	CR
610			2767	Due To WILCO Tax	3/1/2022	TAX RECEIPT0	WILLIAMSON COUNTY TAX OFFI	MAR 22 TAX RECEIPTS		2,752.90	CR
610			2767	Due To WILCO Tax	3/1/2022	TAX RECEIPT0	WILLIAMSON COUNTY TAX OFFI	MAR 22 TAX RECEIPTS		383.06	CR
610			2767	Due To WILCO Tax	3/1/2022	TAX RECEIPT0	WILLIAMSON COUNTY TAX OFFI	MAR 22 TAX RECEIPTS		5,537.09	CR
610			2767	Due To WILCO Tax	3/1/2022	TAX RECEIPT0	WILLIAMSON COUNTY TAX OFFI	MAR 22 TAX RECEIPTS		1,632.92	CR
610			2767	Due To WILCO Tax	3/1/2022	TAX RECEIPT0	WILLIAMSON COUNTY TAX OFFI	MAR 22 TAX RECEIPTS		407.99	CR
610			2767	Due To WILCO Tax	3/1/2022	TAX RECEIPT0	WILLIAMSON COUNTY TAX OFFI	MAR 22 TAX RECEIPTS		5,900.04	CR
610			2767	Due To WILCO Tax	3/1/2022	TAX RECEIPT0	WILLIAMSON COUNTY TAX OFFI	MAR 22 TAX RECEIPTS		3,530.17	CR
610			2767	Due To WILCO Tax	3/1/2022	TAX RECEIPT0	WILLIAMSON COUNTY TAX OFFI	MAR 22 TAX RECEIPTS		2,720.23	CR
610			2767	Due To WILCO Tax	3/1/2022	TAX RECEIPT0	WILLIAMSON COUNTY TAX OFFI	MAR 22 TAX RECEIPTS		6,466.96	CR
110			2767	Due To WILCO Tax	3/31/2022	1		REVERSE - M&O - WilCo Tax Deposits Oct-	523,677.59		JV
610			2767	Due To WILCO Tax	3/31/2022	1		CORRECT - M&O - WilCo Tax Deposits Oct-	523,677.59		JV
110	500	1000	6079	Engineering Fees	3/18/2022	43273	MRB GROUP ENGINEERING, AR	P#0226.16000.000- GENERAL ENG	3,360.00		API
110	500	1000	6079	Engineering Fees	3/18/2022	43281	MRB GROUP ENGINEERING, AR	P#0226.21003.000- SAM BASS UTILITY-	8,740.00		API
110	500	1126	6079	Engineering Fees	3/18/2022	43277	MRB GROUP ENGINEERING, AR	P#0226.21007.000- WATER SYSTEM	8,665.00		API
110	120	1000	6105	Equipment	3/9/2022	2022-053	MICROIX, INC.	(1) iFace timeclocks- Admin	605.00		API
110	550	1000	6105	Equipment	3/1/2022	892939	USA BLUE BOOK	Pipe Cutter- Truck #2002	903.69		API
110	145	1000	6105	Equipment	3/31/2022	001		AMAZON USB Charger; Logitech Webcam	35.98		JV
110	275	1000	6105	Equipment	3/31/2022	001		THE HOME DEPOT #6585 Grinder and	199.00		JV
110	120	1000	6216	Equipment Rent Exper	3/15/2022	3125165	XEROX FINANCIAL SERVICES LLC	LEASE PAYMENT # B8055H - B/W @ CC	285.00		API

110	120	1000	6216	Equipment Rent Exper	3/15/2022	3125165	XEROX FINANCIAL SERVICES LLC	LEASE PAYMENT # C8025H - COLOR @ CC	332.39		API
110	120	1000	6216	Equipment Rent Exper	3/15/2022	3125165	XEROX FINANCIAL SERVICES LLC	LEASE PAYMENT # B8045H - B/W @ PW	212.92		API
110	120	1000	6216	Equipment Rent Exper	3/15/2022	3125165	XEROX FINANCIAL SERVICES LLC	LEASE PAYMENT # C405DN - B/W @ S&F	64.69		API
110	145	1000	6216	Equipment Rent Exper	3/16/2022	3315389723	PITNEY BOWES GLOBAL FINANC	LEASE CHARGES 01/20/22-04/19/22	687.00		API
110	200	2750	6216	Equipment Rent Exper	3/1/2022	BO1871058-	SWANK MOTION PICTURES, INC	Movies in the Park 2022- Annual BCLife	465.00		API
110	200	2775	6216	Equipment Rent Exper	3/1/2022	BO1871058-	SWANK MOTION PICTURES, INC	Movies in the Park 2022- BBQ Pre-Party	465.00		API
110	200	5232	6216	Equipment Rent Exper	3/1/2022	BO1871058-	SWANK MOTION PICTURES, INC	Movies in the Park 2022- Spring & Fall	900.00		API
110	200	5232	6216	Equipment Rent Exper	3/1/2022	BO1871058-	SWANK MOTION PICTURES, INC	Movies in the Park 2022- Spring & Fall		435.00	API
110	250	2708	6216	Equipment Rent Exper	3/1/2022	BO1871058-	SWANK MOTION PICTURES, INC	Movies in the Park 2022- S.S End of	465.00		API
110	250	2725	6216	Equipment Rent Exper	3/1/2022	BO1871058-	SWANK MOTION PICTURES, INC	Movies in the Park 2022- Summer Kick-	435.00		API
110	300	5236	6216	Equipment Rent Exper	3/1/2022	BO1871058-	SWANK MOTION PICTURES, INC	Movies in the Park 2022- Pumpkin	435.00		API
110	525	1125	6216	Equipment Rent Exper	3/1/2022	8864	360 POWER SOLUTIONS LLC	Generator Rental Lake Georgetown	11,453.00		API
110	120	1000	6216	Equipment Rent Exper	3/31/2022	001		FTB Safe Deposit Box Rental #R1191			JV
110	120	1000	6215	Facility Rent Expense	3/1/2022	SA-160521	SAFESITE, INC	District Document Storage Service- Off-	449.50		API
110	140	1000	6310	Fees/Dues/Subscriptic	3/31/2022	0322-DR22694	WAGEWORKS	COBRA FEES MAR-22	100.00		API
110	140	1000	6310	Fees/Dues/Subscriptic	3/1/2022	1000018225	FLEX CORP/BPAS	FEB 2022 PARTICIPATION FEE-FSA	146.00		API
110	140	1000	6310	Fees/Dues/Subscriptic	3/31/2022	1000018340	FLEX CORP/BPAS	2022 Annual Renewal Fee	250.00		API
110	140	1000	6310	Fees/Dues/Subscriptic	3/31/2022	1000018422	FLEX CORP/BPAS	MAR 2022 PARTICIPATION FEE-FSA	149.00		API
110	140	1000	6310	Fees/Dues/Subscriptic	3/8/2022	4550	EMPLOYEE CHECK	Employee & Referee Background Checks	2,537.90		API
110	140	1000	6310	Fees/Dues/Subscriptic	3/31/2022	4551	EMPLOYEE CHECK	Background Checks - Contractors and	2,186.35		API
110	140	1000	6310	Fees/Dues/Subscriptic	3/31/2022	4551	EMPLOYEE CHECK	Background Checks - Employees	209.65		API
110	140	1000	6310	Fees/Dues/Subscriptic	3/28/2022	9197635986	QUEST DIAGNOSTICS CLINICAL L	PRE-EMPLOYMENT DRUG TESTING	195.00		API
110	250	5404	6310	Fees/Dues/Subscriptic	3/23/2022	22412468	AMERICAN RED CROSS - HEALTH	Lifeguard Reveiw	287.00		API
110	250	5405	6310	Fees/Dues/Subscriptic	3/16/2022	22410389	AMERICAN RED CROSS - HEALTH	Lifeguard Recertification	123.00		API
110	250	5405	6310	Fees/Dues/Subscriptic	3/31/2022	22414829	AMERICAN RED CROSS - HEALTH	(4) LIFEGUARD CERTIFICATIONS	164.00		API
110	250	5465	6310	Fees/Dues/Subscriptic	3/23/2022	22412468	AMERICAN RED CROSS - HEALTH	Babysitters Training	135.00		API
110	250	5466	6310	Fees/Dues/Subscriptic	3/9/2022	22409281	AMERICAN RED CROSS - HEALTH	Adult&Pediatric First Aid/CPR/AED	210.00		API
110	250	5466	6310	Fees/Dues/Subscriptic	3/23/2022	22412468	AMERICAN RED CROSS - HEALTH	Adlt/Pedi First Aid/CPR	175.00		API
110	300	2150	6310	Fees/Dues/Subscriptic	3/21/2022	10080	CMC NEPTUNE LLC	NEPTUNE RADIO RNWL-WEIGHT ROOM	1,080.00		API
110	500	1000	6310	Fees/Dues/Subscriptic	3/29/2022	249747	WILLIAMSON COUNTY	ANNUAL ALARM PERMIT FEE: 901 BLDG	25.00		API
110	500	1000	6310	Fees/Dues/Subscriptic	3/29/2022	249748	WILLIAMSON COUNTY	ANNUAL ALARM PERMIT FEE: WTP	25.00		API
110	500	1000	6310	Fees/Dues/Subscriptic	3/1/2022	94206008	ENVIRONMENTAL SYSTEMS RES	ARCGIS ONLINE VIEWER /CREATOR	1,800.00		API
110	145	1000	6310	Fees/Dues/Subscriptic	3/17/2022	MISC031722-1	MERCHANTS AND PROFESSIONA	MICHAEL MOORE - 2050470004	27.72		CR
110	145	1000	6310	Fees/Dues/Subscriptic	3/17/2022	MISC031722-1	MERCHANTS AND PROFESSIONA	LATOIYA BLUE - 3251617502	36.61		CR
110	145	1000	6310	Fees/Dues/Subscriptic	3/17/2022	MISC031722-1	MERCHANTS AND PROFESSIONA	LAURA EMEJULU - 4470500009	11.89		CR
110	500	1000	6310	Fees/Dues/Subscriptic	3/17/2022	MISC031722-1	MERCHANTS AND PROFESSIONA	MICHAEL MOORE - 2050470004	27.73		CR
110	500	1000	6310	Fees/Dues/Subscriptic	3/17/2022	MISC031722-1	MERCHANTS AND PROFESSIONA	LAURA EMEJULU - 4470500009	11.89		CR
110	500	1000	6310	Fees/Dues/Subscriptic	3/17/2022	MISC031722-1	MERCHANTS AND PROFESSIONA	LATOIYA BLUE - 3251617502	36.61		CR
110	135	1000	6310	Fees/Dues/Subscriptic	3/31/2022	001		AMAZON 4yr protection plan - Acct Mgr	212.99		JV
110	140	1000	6310	Fees/Dues/Subscriptic	3/31/2022	001		AATRIX SOFTWARE 1095C Annual	215.34		JV
110	140	1000	6310	Fees/Dues/Subscriptic	3/31/2022	001		AATRIX SOFTWARE 1095C EE Correction	14.95		JV
110	140	1000	6310	Fees/Dues/Subscriptic	3/31/2022	001		AATRIX SOFTWARE W-2 e-filing	14.95		JV
110	145	1000	6310	Fees/Dues/Subscriptic	3/31/2022	001		ADOBEMonthly Adobe Pro License	29.98		JV
110	200	5232	6310	Fees/Dues/Subscriptic	3/31/2022	001		SWANK MOTION PICTURES Spring	435.00		JV
110	275	1000	6310	Fees/Dues/Subscriptic	3/31/2022	001		GRAMMARLY for Board packet prep	144.00		JV
110	300	1000	6310	Fees/Dues/Subscriptic	3/31/2022	001		TEXAS AMUSE STICKER Annual Inflatable	83.85		JV
110	300	1000	6310	Fees/Dues/Subscriptic	3/31/2022	001		EIG Constant Contact - membership	225.00		JV
110	300	1000	6310	Fees/Dues/Subscriptic	3/31/2022	001		ISSUU Online Catalog	312.00		JV
110	300	1000	6310	Fees/Dues/Subscriptic	3/31/2022	001		GANNETT NEWSPRPR CN Austin	32.49		JV
110	300	5265	6310	Fees/Dues/Subscriptic	3/31/2022	001		SQ *PLAYLAND SKATE CEN Camp	549.00		JV

110	300	5266	6310	Fees/Dues/Subscriptic	3/31/2022	1	Playland Skate-Move Spring Fox FT	200.00	JV
110	110	1000	5020	FICA / Medicare	3/25/2022	0079		45.90	PRS
110	110	1000	5020	FICA / Medicare	3/25/2022	0128		34.43	PRS
110	110	1000	5020	FICA / Medicare	3/25/2022	0137		45.90	PRS
110	110	1000	5020	FICA / Medicare	3/25/2022	0154		45.90	PRS
110	110	1000	5020	FICA / Medicare	3/25/2022	0155		80.33	PRS
110	120	1000	5020	FICA / Medicare	3/25/2022	0071		450.17	PRS
110	120	1000	5020	FICA / Medicare	3/31/2022	0071		418.67	PRS
110	120	1000	5020	FICA / Medicare	3/25/2022	0072		150.94	PRS
110	120	1000	5020	FICA / Medicare	3/31/2022	0072		139.46	PRS
110	120	1000	5020	FICA / Medicare	3/11/2022	0072		126.05	PRS
110	120	1000	5020	FICA / Medicare	3/11/2022	0073		42.41	PRS
110	120	1000	5020	FICA / Medicare	3/31/2022	0094		182.02	PRS
110	120	1000	5020	FICA / Medicare	3/25/2022	0096		195.72	PRS
110	120	1000	5020	FICA / Medicare	3/11/2022	0097		54.80	PRS
110	120	1000	5020	FICA / Medicare	3/31/2022	0118		116.21	PRS
110	120	1000	5020	FICA / Medicare	3/25/2022	0120		128.72	PRS
110	120	1000	5020	FICA / Medicare	3/11/2022	0122		35.76	PRS
110	120	1000	5020	FICA / Medicare	3/31/2022	0138		232.83	PRS
110	120	1000	5020	FICA / Medicare	3/25/2022	0143		250.35	PRS
110	120	1000	5020	FICA / Medicare	3/11/2022	0145		70.10	PRS
110	120	1000	5020	FICA / Medicare	3/31/2022	0151		57.64	PRS
110	120	1000	5020	FICA / Medicare	3/11/2022	0159		17.32	PRS
110	120	1000	5020	FICA / Medicare	3/25/2022	0159		61.98	PRS
110	125	1000	5020	FICA / Medicare	3/25/2022	0053		114.04	PRS
110	125	1000	5020	FICA / Medicare	3/31/2022	0055		107.64	PRS
110	125	1000	5020	FICA / Medicare	3/25/2022	0056		118.59	PRS
110	125	1000	5020	FICA / Medicare	3/11/2022	0056		31.97	PRS
110	125	1000	5020	FICA / Medicare	3/31/2022	0058		111.03	PRS
110	125	1000	5020	FICA / Medicare	3/11/2022	0059		33.29	PRS
110	125	1000	5020	FICA / Medicare	3/31/2022	0132		93.54	PRS
110	125	1000	5020	FICA / Medicare	3/25/2022	0135		93.40	PRS
110	125	1000	5020	FICA / Medicare	3/11/2022	0138		27.18	PRS
110	125	1000	5020	FICA / Medicare	3/31/2022	0157		91.94	PRS
110	125	1000	5020	FICA / Medicare	3/25/2022	0164		102.27	PRS
110	125	1000	5020	FICA / Medicare	3/11/2022	0165		30.27	PRS
110	130	1000	5020	FICA / Medicare	3/11/2022	0001		29.32	PRS
110	130	1000	5020	FICA / Medicare	3/25/2022	0001		100.85	PRS
110	130	1000	5020	FICA / Medicare	3/31/2022	0001		94.16	PRS
110	130	1000	5020	FICA / Medicare	3/11/2022	0009		13.76	PRS
110	130	1000	5020	FICA / Medicare	3/25/2022	0009		50.01	PRS
110	130	1000	5020	FICA / Medicare	3/31/2022	0010		46.55	PRS
110	130	1000	5020	FICA / Medicare	3/11/2022	0012		1.27	PRS
110	130	1000	5020	FICA / Medicare	3/25/2022	0012		108.94	PRS
110	130	1000	5020	FICA / Medicare	3/11/2022	0013		30.65	PRS
110	130	1000	5020	FICA / Medicare	3/25/2022	0013		104.94	PRS
110	130	1000	5020	FICA / Medicare	3/31/2022	0013		101.31	PRS
110	130	1000	5020	FICA / Medicare	3/31/2022	0014		94.31	PRS
110	130	1000	5020	FICA / Medicare	3/31/2022	0109		97.62	PRS
110	130	1000	5020	FICA / Medicare	3/25/2022	0111		104.31	PRS

110	130	1000	5020	FICA / Medicare	3/11/2022	0113	29.26	PRS
110	130	1000	5020	FICA / Medicare	3/31/2022	0117	128.40	PRS
110	130	1000	5020	FICA / Medicare	3/25/2022	0119	138.04	PRS
110	130	1000	5020	FICA / Medicare	3/11/2022	0121	37.79	PRS
110	135	1000	5020	FICA / Medicare	3/25/2022	0006	108.81	PRS
110	135	1000	5020	FICA / Medicare	3/11/2022	0007	21.01	PRS
110	135	1000	5020	FICA / Medicare	3/31/2022	0008	80.46	PRS
110	135	1000	5020	FICA / Medicare	3/31/2022	0122	202.15	PRS
110	135	1000	5020	FICA / Medicare	3/25/2022	0124	217.37	PRS
110	135	1000	5020	FICA / Medicare	3/11/2022	0127	60.86	PRS
110	140	1000	5020	FICA / Medicare	3/31/2022	0005	238.06	PRS
110	140	1000	5020	FICA / Medicare	3/31/2022	0147	143.24	PRS
110	140	1000	5020	FICA / Medicare	3/25/2022	0153	136.59	PRS
110	140	1000	5020	FICA / Medicare	3/11/2022	0155	43.19	PRS
110	140	1000	5020	FICA / Medicare	3/11/2022	118842	35.84	PRS
110	140	1000	5020	FICA / Medicare	3/25/2022	118844	255.98	PRS
110	145	1000	5020	FICA / Medicare	3/11/2022	0002	39.54	PRS
110	145	1000	5020	FICA / Medicare	3/25/2022	0002	136.39	PRS
110	145	1000	5020	FICA / Medicare	3/31/2022	0002	136.51	PRS
110	145	1000	5020	FICA / Medicare	3/11/2022	0008	34.47	PRS
110	145	1000	5020	FICA / Medicare	3/25/2022	0008	120.56	PRS
110	145	1000	5020	FICA / Medicare	3/31/2022	0009	114.41	PRS
110	145	1000	5020	FICA / Medicare	3/31/2022	0074	141.50	PRS
110	145	1000	5020	FICA / Medicare	3/25/2022	0075	146.57	PRS
110	145	1000	5020	FICA / Medicare	3/11/2022	0076	42.57	PRS
110	145	1000	5020	FICA / Medicare	3/31/2022	0096	252.68	PRS
110	145	1000	5020	FICA / Medicare	3/25/2022	0098	271.70	PRS
110	145	1000	5020	FICA / Medicare	3/11/2022	0100	76.08	PRS
110	145	1000	5020	FICA / Medicare	3/31/2022	118851	167.87	PRS
110	200	1000	5020	FICA / Medicare	3/11/2022	0004	0.82	PRS
110	200	1000	5020	FICA / Medicare	3/25/2022	0004	9.36	PRS
110	200	1000	5020	FICA / Medicare	3/31/2022	0004	2.94	PRS
110	200	1000	5020	FICA / Medicare	3/25/2022	0022	1.65	PRS
110	200	1000	5020	FICA / Medicare	3/25/2022	0023	3.28	PRS
110	200	1000	5020	FICA / Medicare	3/11/2022	0023	0.69	PRS
110	200	1000	5020	FICA / Medicare	3/31/2022	0024	2.31	PRS
110	200	1000	5020	FICA / Medicare	3/25/2022	0025	6.48	PRS
110	200	1000	5020	FICA / Medicare	3/11/2022	0026	1.08	PRS
110	200	1000	5020	FICA / Medicare	3/31/2022	0026	4.07	PRS
110	200	1000	5020	FICA / Medicare	3/11/2022	0028	2.42	PRS
110	200	1000	5020	FICA / Medicare	3/31/2022	0028	8.28	PRS
110	200	1000	5020	FICA / Medicare	3/25/2022	0031	72.22	PRS
110	200	1000	5020	FICA / Medicare	3/31/2022	0033	67.17	PRS
110	200	1000	5020	FICA / Medicare	3/11/2022	0034	20.22	PRS
110	200	1000	5020	FICA / Medicare	3/25/2022	0038	16.31	PRS
110	200	1000	5020	FICA / Medicare	3/25/2022	0039	12.65	PRS
110	200	1000	5020	FICA / Medicare	3/25/2022	0040	0.90	PRS
110	200	1000	5020	FICA / Medicare	3/31/2022	0041	14.31	PRS
110	200	1000	5020	FICA / Medicare	3/25/2022	0041	1.55	PRS
110	200	1000	5020	FICA / Medicare	3/31/2022	0042	11.44	PRS

110	200	1000	5020	FICA / Medicare	3/25/2022	0043	20.42	PRS
110	200	1000	5020	FICA / Medicare	3/11/2022	0043	4.22	PRS
110	200	1000	5020	FICA / Medicare	3/31/2022	0043	4.70	PRS
110	200	1000	5020	FICA / Medicare	3/11/2022	0044	4.14	PRS
110	200	1000	5020	FICA / Medicare	3/11/2022	0045	1.41	PRS
110	200	1000	5020	FICA / Medicare	3/31/2022	0046	18.99	PRS
110	200	1000	5020	FICA / Medicare	3/11/2022	0047	5.72	PRS
110	200	1000	5020	FICA / Medicare	3/25/2022	0047	6.32	PRS
110	200	1000	5020	FICA / Medicare	3/25/2022	0049	10.09	PRS
110	200	1000	5020	FICA / Medicare	3/31/2022	0050	4.01	PRS
110	200	1000	5020	FICA / Medicare	3/11/2022	0051	1.25	PRS
110	200	1000	5020	FICA / Medicare	3/25/2022	0059	2.36	PRS
110	200	1000	5020	FICA / Medicare	3/25/2022	0060	3.06	PRS
110	200	1000	5020	FICA / Medicare	3/31/2022	0060	0.86	PRS
110	200	1000	5020	FICA / Medicare	3/25/2022	0061	4.26	PRS
110	200	1000	5020	FICA / Medicare	3/31/2022	0061	2.84	PRS
110	200	1000	5020	FICA / Medicare	3/11/2022	0061	0.43	PRS
110	200	1000	5020	FICA / Medicare	3/11/2022	0062	0.83	PRS
110	200	1000	5020	FICA / Medicare	3/25/2022	0063	23.83	PRS
110	200	1000	5020	FICA / Medicare	3/31/2022	0063	20.26	PRS
110	200	1000	5020	FICA / Medicare	3/11/2022	0064	6.53	PRS
110	200	1000	5020	FICA / Medicare	3/31/2022	0068	2.18	PRS
110	200	1000	5020	FICA / Medicare	3/25/2022	0068	2.89	PRS
110	200	1000	5020	FICA / Medicare	3/11/2022	0069	1.29	PRS
110	200	1000	5020	FICA / Medicare	3/31/2022	0078	3.68	PRS
110	200	1000	5020	FICA / Medicare	3/11/2022	0080	0.86	PRS
110	200	1000	5020	FICA / Medicare	3/25/2022	0080	10.80	PRS
110	200	1000	5020	FICA / Medicare	3/31/2022	0081	17.20	PRS
110	200	1000	5020	FICA / Medicare	3/25/2022	0083	17.04	PRS
110	200	1000	5020	FICA / Medicare	3/11/2022	0083	0.64	PRS
110	200	1000	5020	FICA / Medicare	3/11/2022	0084	3.58	PRS
110	200	1000	5020	FICA / Medicare	3/31/2022	0085	17.34	PRS
110	200	1000	5020	FICA / Medicare	3/31/2022	0086	7.18	PRS
110	200	1000	5020	FICA / Medicare	3/25/2022	0087	18.28	PRS
110	200	1000	5020	FICA / Medicare	3/11/2022	0088	5.26	PRS
110	200	1000	5020	FICA / Medicare	3/31/2022	0099	53.78	PRS
110	200	1000	5020	FICA / Medicare	3/11/2022	0099	0.29	PRS
110	200	1000	5020	FICA / Medicare	3/25/2022	0101	57.83	PRS
110	200	1000	5020	FICA / Medicare	3/11/2022	0103	16.19	PRS
110	200	1000	5020	FICA / Medicare	3/31/2022	0103	0.80	PRS
110	200	1000	5020	FICA / Medicare	3/31/2022	0104	7.96	PRS
110	200	1000	5020	FICA / Medicare	3/25/2022	0106	2.61	PRS
110	200	1000	5020	FICA / Medicare	3/31/2022	0107	7.27	PRS
110	200	1000	5020	FICA / Medicare	3/11/2022	0108	1.81	PRS
110	200	1000	5020	FICA / Medicare	3/25/2022	0109	11.57	PRS
110	200	1000	5020	FICA / Medicare	3/11/2022	0111	2.32	PRS
110	200	1000	5020	FICA / Medicare	3/31/2022	0123	25.68	PRS
110	200	1000	5020	FICA / Medicare	3/25/2022	0125	27.60	PRS
110	200	1000	5020	FICA / Medicare	3/11/2022	0128	7.73	PRS
110	200	1000	5020	FICA / Medicare	3/11/2022	0132	2.79	PRS

110	200	1000	5020	FICA / Medicare	3/31/2022	0137	16.37	PRS
110	200	1000	5020	FICA / Medicare	3/25/2022	0141	18.65	PRS
110	200	1000	5020	FICA / Medicare	3/25/2022	0142	6.00	PRS
110	200	1000	5020	FICA / Medicare	3/31/2022	0142	7.78	PRS
110	200	1000	5020	FICA / Medicare	3/11/2022	0143	4.86	PRS
110	200	1000	5020	FICA / Medicare	3/11/2022	0144	0.36	PRS
110	200	1000	5020	FICA / Medicare	3/31/2022	0146	5.79	PRS
110	200	1000	5020	FICA / Medicare	3/25/2022	0146	47.00	PRS
110	200	1000	5020	FICA / Medicare	3/11/2022	0148	13.48	PRS
110	200	1000	5020	FICA / Medicare	3/25/2022	0148	8.09	PRS
110	200	1000	5020	FICA / Medicare	3/11/2022	0150	2.26	PRS
110	200	1000	5020	FICA / Medicare	3/25/2022	0152	3.90	PRS
110	200	1000	5020	FICA / Medicare	3/11/2022	0154	1.47	PRS
110	200	1000	5020	FICA / Medicare	3/31/2022	0156	144.34	PRS
110	200	1000	5020	FICA / Medicare	3/25/2022	0163	206.93	PRS
110	200	1000	5020	FICA / Medicare	3/11/2022	0164	43.62	PRS
110	200	1000	5020	FICA / Medicare	3/25/2022	118845	1.34	PRS
110	200	1000	5020	FICA / Medicare	3/25/2022	118846	3.04	PRS
110	200	1000	5020	FICA / Medicare	3/28/2022	118847	11.47	PRS
110	200	1000	5020	FICA / Medicare	3/31/2022	118848	43.94	PRS
110	200	1000	5020	FICA / Medicare	3/31/2022	118850	1.16	PRS
110	250	1000	5020	FICA / Medicare	3/31/2022	0003	11.52	PRS
110	250	1000	5020	FICA / Medicare	3/25/2022	0003	4.63	PRS
110	250	1000	5020	FICA / Medicare	3/11/2022	0003	2.56	PRS
110	250	1000	5020	FICA / Medicare	3/11/2022	0015	0.59	PRS
110	250	1000	5020	FICA / Medicare	3/25/2022	0016	3.05	PRS
110	250	1000	5020	FICA / Medicare	3/31/2022	0016	1.35	PRS
110	250	1000	5020	FICA / Medicare	3/11/2022	0017	0.46	PRS
110	250	1000	5020	FICA / Medicare	3/25/2022	0018	2.00	PRS
110	250	1000	5020	FICA / Medicare	3/31/2022	0018	8.67	PRS
110	250	1000	5020	FICA / Medicare	3/11/2022	0019	1.03	PRS
110	250	1000	5020	FICA / Medicare	3/31/2022	0020	11.24	PRS
110	250	1000	5020	FICA / Medicare	3/25/2022	0024	22.54	PRS
110	250	1000	5020	FICA / Medicare	3/11/2022	0024	3.63	PRS
110	250	1000	5020	FICA / Medicare	3/11/2022	0025	0.27	PRS
110	250	1000	5020	FICA / Medicare	3/31/2022	0025	4.36	PRS
110	250	1000	5020	FICA / Medicare	3/11/2022	0027	3.16	PRS
110	250	1000	5020	FICA / Medicare	3/31/2022	0027	8.16	PRS
110	250	1000	5020	FICA / Medicare	3/25/2022	0031	72.23	PRS
110	250	1000	5020	FICA / Medicare	3/31/2022	0033	67.18	PRS
110	250	1000	5020	FICA / Medicare	3/11/2022	0034	20.22	PRS
110	250	1000	5020	FICA / Medicare	3/31/2022	0034	2.61	PRS
110	250	1000	5020	FICA / Medicare	3/11/2022	0035	0.47	PRS
110	250	1000	5020	FICA / Medicare	3/25/2022	0042	9.83	PRS
110	250	1000	5020	FICA / Medicare	3/25/2022	0045	12.43	PRS
110	250	1000	5020	FICA / Medicare	3/31/2022	0045	5.10	PRS
110	250	1000	5020	FICA / Medicare	3/11/2022	0046	6.01	PRS
110	250	1000	5020	FICA / Medicare	3/31/2022	0048	21.64	PRS
110	250	1000	5020	FICA / Medicare	3/11/2022	0049	7.33	PRS
110	250	1000	5020	FICA / Medicare	3/25/2022	0050	17.85	PRS

110	250	1000	5020	FICA / Medicare	3/25/2022	0051	145.73	PRS
110	250	1000	5020	FICA / Medicare	3/31/2022	0052	9.85	PRS
110	250	1000	5020	FICA / Medicare	3/11/2022	0053	2.31	PRS
110	250	1000	5020	FICA / Medicare	3/31/2022	0053	135.53	PRS
110	250	1000	5020	FICA / Medicare	3/11/2022	0054	24.35	PRS
110	250	1000	5020	FICA / Medicare	3/25/2022	0054	70.13	PRS
110	250	1000	5020	FICA / Medicare	3/31/2022	0056	67.01	PRS
110	250	1000	5020	FICA / Medicare	3/25/2022	0057	10.16	PRS
110	250	1000	5020	FICA / Medicare	3/11/2022	0057	16.37	PRS
110	250	1000	5020	FICA / Medicare	3/31/2022	0059	9.75	PRS
110	250	1000	5020	FICA / Medicare	3/11/2022	0060	0.95	PRS
110	250	1000	5020	FICA / Medicare	3/25/2022	0067	25.81	PRS
110	250	1000	5020	FICA / Medicare	3/31/2022	0067	8.47	PRS
110	250	1000	5020	FICA / Medicare	3/11/2022	0068	0.85	PRS
110	250	1000	5020	FICA / Medicare	3/25/2022	0073	3.33	PRS
110	250	1000	5020	FICA / Medicare	3/31/2022	0073	7.73	PRS
110	250	1000	5020	FICA / Medicare	3/11/2022	0074	1.54	PRS
110	250	1000	5020	FICA / Medicare	3/25/2022	0074	10.36	PRS
110	250	1000	5020	FICA / Medicare	3/11/2022	0075	1.35	PRS
110	250	1000	5020	FICA / Medicare	3/31/2022	0075	14.93	PRS
110	250	1000	5020	FICA / Medicare	3/31/2022	0076	19.57	PRS
110	250	1000	5020	FICA / Medicare	3/25/2022	0076	28.91	PRS
110	250	1000	5020	FICA / Medicare	3/25/2022	0077	53.56	PRS
110	250	1000	5020	FICA / Medicare	3/31/2022	0077	28.10	PRS
110	250	1000	5020	FICA / Medicare	3/11/2022	0077	3.18	PRS
110	250	1000	5020	FICA / Medicare	3/11/2022	0078	5.39	PRS
110	250	1000	5020	FICA / Medicare	3/25/2022	0078	25.42	PRS
110	250	1000	5020	FICA / Medicare	3/11/2022	0079	5.58	PRS
110	250	1000	5020	FICA / Medicare	3/31/2022	0084	59.91	PRS
110	250	1000	5020	FICA / Medicare	3/25/2022	0086	62.04	PRS
110	250	1000	5020	FICA / Medicare	3/31/2022	0087	13.68	PRS
110	250	1000	5020	FICA / Medicare	3/11/2022	0087	15.93	PRS
110	250	1000	5020	FICA / Medicare	3/31/2022	0088	11.84	PRS
110	250	1000	5020	FICA / Medicare	3/25/2022	0089	31.06	PRS
110	250	1000	5020	FICA / Medicare	3/25/2022	0090	29.67	PRS
110	250	1000	5020	FICA / Medicare	3/11/2022	0090	4.61	PRS
110	250	1000	5020	FICA / Medicare	3/11/2022	0091	1.77	PRS
110	250	1000	5020	FICA / Medicare	3/25/2022	0102	2.18	PRS
110	250	1000	5020	FICA / Medicare	3/31/2022	0105	2.35	PRS
110	250	1000	5020	FICA / Medicare	3/11/2022	0105	1.64	PRS
110	250	1000	5020	FICA / Medicare	3/31/2022	0108	107.68	PRS
110	250	1000	5020	FICA / Medicare	3/25/2022	0108	2.32	PRS
110	250	1000	5020	FICA / Medicare	3/11/2022	0109	1.21	PRS
110	250	1000	5020	FICA / Medicare	3/25/2022	0110	125.10	PRS
110	250	1000	5020	FICA / Medicare	3/31/2022	0110	19.31	PRS
110	250	1000	5020	FICA / Medicare	3/11/2022	0112	31.96	PRS
110	250	1000	5020	FICA / Medicare	3/25/2022	0112	33.49	PRS
110	250	1000	5020	FICA / Medicare	3/31/2022	0113	82.03	PRS
110	250	1000	5020	FICA / Medicare	3/11/2022	0114	4.16	PRS
110	250	1000	5020	FICA / Medicare	3/25/2022	0115	80.97	PRS

110	250	1000	5020	FICA / Medicare	3/31/2022	0116	30.18	PRS
110	250	1000	5020	FICA / Medicare	3/11/2022	0117	24.67	PRS
110	250	1000	5020	FICA / Medicare	3/25/2022	0118	30.39	PRS
110	250	1000	5020	FICA / Medicare	3/11/2022	0120	8.24	PRS
110	250	1000	5020	FICA / Medicare	3/11/2022	0123	2.66	PRS
110	250	1000	5020	FICA / Medicare	3/31/2022	0126	12.40	PRS
110	250	1000	5020	FICA / Medicare	3/31/2022	0128	11.48	PRS
110	250	1000	5020	FICA / Medicare	3/31/2022	0129	27.88	PRS
110	250	1000	5020	FICA / Medicare	3/25/2022	0129	15.32	PRS
110	250	1000	5020	FICA / Medicare	3/31/2022	0130	52.43	PRS
110	250	1000	5020	FICA / Medicare	3/25/2022	0131	4.01	PRS
110	250	1000	5020	FICA / Medicare	3/31/2022	0131	13.18	PRS
110	250	1000	5020	FICA / Medicare	3/11/2022	0131	3.21	PRS
110	250	1000	5020	FICA / Medicare	3/25/2022	0132	31.91	PRS
110	250	1000	5020	FICA / Medicare	3/31/2022	0133	4.58	PRS
110	250	1000	5020	FICA / Medicare	3/25/2022	0133	55.17	PRS
110	250	1000	5020	FICA / Medicare	3/11/2022	0134	3.67	PRS
110	250	1000	5020	FICA / Medicare	3/25/2022	0134	36.87	PRS
110	250	1000	5020	FICA / Medicare	3/11/2022	0135	10.77	PRS
110	250	1000	5020	FICA / Medicare	3/31/2022	0135	1.29	PRS
110	250	1000	5020	FICA / Medicare	3/25/2022	0136	25.84	PRS
110	250	1000	5020	FICA / Medicare	3/11/2022	0136	17.81	PRS
110	250	1000	5020	FICA / Medicare	3/11/2022	0137	6.43	PRS
110	250	1000	5020	FICA / Medicare	3/31/2022	0139	15.13	PRS
110	250	1000	5020	FICA / Medicare	3/11/2022	0139	0.52	PRS
110	250	1000	5020	FICA / Medicare	3/31/2022	0141	42.19	PRS
110	250	1000	5020	FICA / Medicare	3/31/2022	0143	11.09	PRS
110	250	1000	5020	FICA / Medicare	3/25/2022	0144	11.40	PRS
110	250	1000	5020	FICA / Medicare	3/31/2022	0145	14.39	PRS
110	250	1000	5020	FICA / Medicare	3/11/2022	0146	2.97	PRS
110	250	1000	5020	FICA / Medicare	3/25/2022	0147	28.58	PRS
110	250	1000	5020	FICA / Medicare	3/31/2022	0148	29.55	PRS
110	250	1000	5020	FICA / Medicare	3/11/2022	0149	4.72	PRS
110	250	1000	5020	FICA / Medicare	3/25/2022	0149	13.44	PRS
110	250	1000	5020	FICA / Medicare	3/31/2022	0150	16.54	PRS
110	250	1000	5020	FICA / Medicare	3/25/2022	0151	11.43	PRS
110	250	1000	5020	FICA / Medicare	3/11/2022	0151	2.47	PRS
110	250	1000	5020	FICA / Medicare	3/31/2022	0153	9.25	PRS
110	250	1000	5020	FICA / Medicare	3/11/2022	0153	5.84	PRS
110	250	1000	5020	FICA / Medicare	3/31/2022	0154	5.51	PRS
110	250	1000	5020	FICA / Medicare	3/11/2022	0156	8.04	PRS
110	250	1000	5020	FICA / Medicare	3/25/2022	0156	34.97	PRS
110	250	1000	5020	FICA / Medicare	3/11/2022	0158	5.72	PRS
110	250	1000	5020	FICA / Medicare	3/25/2022	0158	20.63	PRS
110	250	1000	5020	FICA / Medicare	3/11/2022	0161	5.05	PRS
110	250	1000	5020	FICA / Medicare	3/25/2022	0161	29.07	PRS
110	250	1000	5020	FICA / Medicare	3/11/2022	0162	1.95	PRS
110	275	1000	5020	FICA / Medicare	3/25/2022	0019	87.21	PRS
110	275	1000	5020	FICA / Medicare	3/11/2022	0020	27.53	PRS
110	275	1000	5020	FICA / Medicare	3/31/2022	0021	88.72	PRS

110	275	1000	5020	FICA / Medicare	3/25/2022	0062	86.52	PRS
110	275	1000	5020	FICA / Medicare	3/31/2022	0062	92.58	PRS
110	275	1000	5020	FICA / Medicare	3/11/2022	0063	22.50	PRS
110	275	1000	5020	FICA / Medicare	3/25/2022	0064	99.11	PRS
110	275	1000	5020	FICA / Medicare	3/31/2022	0064	75.99	PRS
110	275	1000	5020	FICA / Medicare	3/11/2022	0065	22.74	PRS
110	275	1000	5020	FICA / Medicare	3/31/2022	0083	49.20	PRS
110	275	1000	5020	FICA / Medicare	3/25/2022	0085	52.91	PRS
110	275	1000	5020	FICA / Medicare	3/11/2022	0086	14.81	PRS
110	275	1000	5020	FICA / Medicare	3/31/2022	0093	11.77	PRS
110	275	1000	5020	FICA / Medicare	3/25/2022	0095	14.12	PRS
110	275	1000	5020	FICA / Medicare	3/11/2022	0096	3.57	PRS
110	275	1000	5020	FICA / Medicare	3/31/2022	0112	78.83	PRS
110	275	1000	5020	FICA / Medicare	3/25/2022	0114	92.01	PRS
110	275	1000	5020	FICA / Medicare	3/11/2022	0116	23.55	PRS
110	275	1000	5020	FICA / Medicare	3/31/2022	0120	82.51	PRS
110	275	1000	5020	FICA / Medicare	3/25/2022	0122	85.31	PRS
110	275	1000	5020	FICA / Medicare	3/31/2022	0124	87.23	PRS
110	275	1000	5020	FICA / Medicare	3/11/2022	0125	23.10	PRS
110	275	1000	5020	FICA / Medicare	3/25/2022	0126	95.16	PRS
110	275	1000	5020	FICA / Medicare	3/11/2022	0129	28.80	PRS
110	275	1000	5020	FICA / Medicare	3/31/2022	0158	14.55	PRS
110	275	1000	5020	FICA / Medicare	3/25/2022	0165	14.73	PRS
110	275	1000	5020	FICA / Medicare	3/11/2022	0166	4.25	PRS
110	300	1000	5020	FICA / Medicare	3/31/2022	0004	16.63	PRS
110	300	1000	5020	FICA / Medicare	3/25/2022	0004	53.04	PRS
110	300	1000	5020	FICA / Medicare	3/11/2022	0004	4.63	PRS
110	300	1000	5020	FICA / Medicare	3/11/2022	0005	11.24	PRS
110	300	1000	5020	FICA / Medicare	3/25/2022	0005	37.31	PRS
110	300	1000	5020	FICA / Medicare	3/11/2022	0006	7.33	PRS
110	300	1000	5020	FICA / Medicare	3/31/2022	0006	27.00	PRS
110	300	1000	5020	FICA / Medicare	3/25/2022	0007	28.27	PRS
110	300	1000	5020	FICA / Medicare	3/31/2022	0007	25.51	PRS
110	300	1000	5020	FICA / Medicare	3/11/2022	0010	8.10	PRS
110	300	1000	5020	FICA / Medicare	3/25/2022	0010	30.69	PRS
110	300	1000	5020	FICA / Medicare	3/25/2022	0011	25.44	PRS
110	300	1000	5020	FICA / Medicare	3/11/2022	0011	4.59	PRS
110	300	1000	5020	FICA / Medicare	3/31/2022	0011	26.78	PRS
110	300	1000	5020	FICA / Medicare	3/31/2022	0012	23.00	PRS
110	300	1000	5020	FICA / Medicare	3/25/2022	0014	41.64	PRS
110	300	1000	5020	FICA / Medicare	3/11/2022	0014	7.97	PRS
110	300	1000	5020	FICA / Medicare	3/31/2022	0015	69.19	PRS
110	300	1000	5020	FICA / Medicare	3/25/2022	0015	40.30	PRS
110	300	1000	5020	FICA / Medicare	3/11/2022	0016	11.25	PRS
110	300	1000	5020	FICA / Medicare	3/31/2022	0017	36.66	PRS
110	300	1000	5020	FICA / Medicare	3/25/2022	0017	25.02	PRS
110	300	1000	5020	FICA / Medicare	3/11/2022	0018	6.12	PRS
110	300	1000	5020	FICA / Medicare	3/31/2022	0019	16.97	PRS
110	300	1000	5020	FICA / Medicare	3/25/2022	0020	49.86	PRS
110	300	1000	5020	FICA / Medicare	3/11/2022	0021	15.31	PRS

110	300	1000	5020	FICA / Medicare	3/25/2022	0021	17.38	PRS
110	300	1000	5020	FICA / Medicare	3/31/2022	0022	42.98	PRS
110	300	1000	5020	FICA / Medicare	3/25/2022	0022	9.38	PRS
110	300	1000	5020	FICA / Medicare	3/11/2022	0022	2.07	PRS
110	300	1000	5020	FICA / Medicare	3/25/2022	0023	18.57	PRS
110	300	1000	5020	FICA / Medicare	3/11/2022	0023	3.92	PRS
110	300	1000	5020	FICA / Medicare	3/31/2022	0023	12.96	PRS
110	300	1000	5020	FICA / Medicare	3/31/2022	0024	13.09	PRS
110	300	1000	5020	FICA / Medicare	3/25/2022	0025	15.10	PRS
110	300	1000	5020	FICA / Medicare	3/31/2022	0026	23.05	PRS
110	300	1000	5020	FICA / Medicare	3/11/2022	0026	6.11	PRS
110	300	1000	5020	FICA / Medicare	3/25/2022	0026	15.79	PRS
110	300	1000	5020	FICA / Medicare	3/25/2022	0027	15.95	PRS
110	300	1000	5020	FICA / Medicare	3/11/2022	0028	5.66	PRS
110	300	1000	5020	FICA / Medicare	3/31/2022	0028	19.31	PRS
110	300	1000	5020	FICA / Medicare	3/25/2022	0028	36.48	PRS
110	300	1000	5020	FICA / Medicare	3/25/2022	0029	31.46	PRS
110	300	1000	5020	FICA / Medicare	3/11/2022	0029	5.22	PRS
110	300	1000	5020	FICA / Medicare	3/31/2022	0029	9.70	PRS
110	300	1000	5020	FICA / Medicare	3/11/2022	0030	6.39	PRS
110	300	1000	5020	FICA / Medicare	3/25/2022	0030	5.22	PRS
110	300	1000	5020	FICA / Medicare	3/31/2022	0030	24.84	PRS
110	300	1000	5020	FICA / Medicare	3/25/2022	0031	74.45	PRS
110	300	1000	5020	FICA / Medicare	3/11/2022	0031	7.19	PRS
110	300	1000	5020	FICA / Medicare	3/31/2022	0031	22.55	PRS
110	300	1000	5020	FICA / Medicare	3/11/2022	0032	7.99	PRS
110	300	1000	5020	FICA / Medicare	3/31/2022	0032	17.38	PRS
110	300	1000	5020	FICA / Medicare	3/25/2022	0032	38.29	PRS
110	300	1000	5020	FICA / Medicare	3/31/2022	0033	69.22	PRS
110	300	1000	5020	FICA / Medicare	3/11/2022	0033	0.99	PRS
110	300	1000	5020	FICA / Medicare	3/11/2022	0034	20.84	PRS
110	300	1000	5020	FICA / Medicare	3/25/2022	0034	33.98	PRS
110	300	1000	5020	FICA / Medicare	3/31/2022	0035	18.56	PRS
110	300	1000	5020	FICA / Medicare	3/25/2022	0035	35.70	PRS
110	300	1000	5020	FICA / Medicare	3/11/2022	0036	7.17	PRS
110	300	1000	5020	FICA / Medicare	3/25/2022	0036	33.99	PRS
110	300	1000	5020	FICA / Medicare	3/31/2022	0037	32.79	PRS
110	300	1000	5020	FICA / Medicare	3/25/2022	0038	38.07	PRS
110	300	1000	5020	FICA / Medicare	3/31/2022	0038	27.95	PRS
110	300	1000	5020	FICA / Medicare	3/11/2022	0038	6.03	PRS
110	300	1000	5020	FICA / Medicare	3/11/2022	0039	4.15	PRS
110	300	1000	5020	FICA / Medicare	3/31/2022	0039	34.11	PRS
110	300	1000	5020	FICA / Medicare	3/25/2022	0039	29.52	PRS
110	300	1000	5020	FICA / Medicare	3/25/2022	0040	27.79	PRS
110	300	1000	5020	FICA / Medicare	3/11/2022	0040	8.97	PRS
110	300	1000	5020	FICA / Medicare	3/31/2022	0041	33.38	PRS
110	300	1000	5020	FICA / Medicare	3/11/2022	0041	6.36	PRS
110	300	1000	5020	FICA / Medicare	3/25/2022	0041	8.78	PRS
110	300	1000	5020	FICA / Medicare	3/31/2022	0042	26.69	PRS
110	300	1000	5020	FICA / Medicare	3/25/2022	0043	115.75	PRS

110	300	1000	5020	FICA / Medicare	3/11/2022	0043	9.84	PRS
110	300	1000	5020	FICA / Medicare	3/31/2022	0043	26.61	PRS
110	300	1000	5020	FICA / Medicare	3/31/2022	0044	26.40	PRS
110	300	1000	5020	FICA / Medicare	3/25/2022	0044	33.31	PRS
110	300	1000	5020	FICA / Medicare	3/11/2022	0044	9.65	PRS
110	300	1000	5020	FICA / Medicare	3/11/2022	0045	8.00	PRS
110	300	1000	5020	FICA / Medicare	3/31/2022	0046	107.65	PRS
110	300	1000	5020	FICA / Medicare	3/25/2022	0046	45.57	PRS
110	300	1000	5020	FICA / Medicare	3/11/2022	0047	32.41	PRS
110	300	1000	5020	FICA / Medicare	3/31/2022	0047	7.24	PRS
110	300	1000	5020	FICA / Medicare	3/25/2022	0047	35.83	PRS
110	300	1000	5020	FICA / Medicare	3/25/2022	0048	48.73	PRS
110	300	1000	5020	FICA / Medicare	3/11/2022	0048	9.10	PRS
110	300	1000	5020	FICA / Medicare	3/25/2022	0049	57.27	PRS
110	300	1000	5020	FICA / Medicare	3/31/2022	0049	14.90	PRS
110	300	1000	5020	FICA / Medicare	3/31/2022	0050	22.69	PRS
110	300	1000	5020	FICA / Medicare	3/11/2022	0050	6.48	PRS
110	300	1000	5020	FICA / Medicare	3/31/2022	0051	29.38	PRS
110	300	1000	5020	FICA / Medicare	3/11/2022	0051	7.11	PRS
110	300	1000	5020	FICA / Medicare	3/25/2022	0052	15.90	PRS
110	300	1000	5020	FICA / Medicare	3/11/2022	0052	12.15	PRS
110	300	1000	5020	FICA / Medicare	3/31/2022	0054	14.95	PRS
110	300	1000	5020	FICA / Medicare	3/11/2022	0055	4.52	PRS
110	300	1000	5020	FICA / Medicare	3/25/2022	0055	13.24	PRS
110	300	1000	5020	FICA / Medicare	3/31/2022	0057	11.64	PRS
110	300	1000	5020	FICA / Medicare	3/25/2022	0058	133.06	PRS
110	300	1000	5020	FICA / Medicare	3/11/2022	0058	3.67	PRS
110	300	1000	5020	FICA / Medicare	3/25/2022	0059	13.36	PRS
110	300	1000	5020	FICA / Medicare	3/25/2022	0060	17.37	PRS
110	300	1000	5020	FICA / Medicare	3/31/2022	0060	4.85	PRS
110	300	1000	5020	FICA / Medicare	3/25/2022	0061	24.13	PRS
110	300	1000	5020	FICA / Medicare	3/31/2022	0061	16.07	PRS
110	300	1000	5020	FICA / Medicare	3/11/2022	0061	2.46	PRS
110	300	1000	5020	FICA / Medicare	3/11/2022	0062	4.70	PRS
110	300	1000	5020	FICA / Medicare	3/25/2022	0063	55.61	PRS
110	300	1000	5020	FICA / Medicare	3/31/2022	0063	47.30	PRS
110	300	1000	5020	FICA / Medicare	3/11/2022	0064	15.23	PRS
110	300	1000	5020	FICA / Medicare	3/25/2022	0068	16.35	PRS
110	300	1000	5020	FICA / Medicare	3/31/2022	0068	12.32	PRS
110	300	1000	5020	FICA / Medicare	3/11/2022	0069	7.27	PRS
110	300	1000	5020	FICA / Medicare	3/25/2022	0069	7.64	PRS
110	300	1000	5020	FICA / Medicare	3/31/2022	0069	9.61	PRS
110	300	1000	5020	FICA / Medicare	3/31/2022	0070	25.53	PRS
110	300	1000	5020	FICA / Medicare	3/25/2022	0070	31.07	PRS
110	300	1000	5020	FICA / Medicare	3/11/2022	0070	1.94	PRS
110	300	1000	5020	FICA / Medicare	3/11/2022	0071	2.62	PRS
110	300	1000	5020	FICA / Medicare	3/31/2022	0078	20.86	PRS
110	300	1000	5020	FICA / Medicare	3/25/2022	0080	61.16	PRS
110	300	1000	5020	FICA / Medicare	3/11/2022	0080	4.88	PRS
110	300	1000	5020	FICA / Medicare	3/31/2022	0080	30.42	PRS

110	300	1000	5020	FICA / Medicare	3/31/2022	0081	40.13	PRS
110	300	1000	5020	FICA / Medicare	3/31/2022	0082	47.85	PRS
110	300	1000	5020	FICA / Medicare	3/11/2022	0082	10.88	PRS
110	300	1000	5020	FICA / Medicare	3/25/2022	0082	24.87	PRS
110	300	1000	5020	FICA / Medicare	3/25/2022	0083	39.74	PRS
110	300	1000	5020	FICA / Medicare	3/11/2022	0083	1.50	PRS
110	300	1000	5020	FICA / Medicare	3/25/2022	0084	54.06	PRS
110	300	1000	5020	FICA / Medicare	3/11/2022	0084	8.34	PRS
110	300	1000	5020	FICA / Medicare	3/11/2022	0085	15.42	PRS
110	300	1000	5020	FICA / Medicare	3/31/2022	0085	40.52	PRS
110	300	1000	5020	FICA / Medicare	3/31/2022	0086	16.76	PRS
110	300	1000	5020	FICA / Medicare	3/25/2022	0087	42.70	PRS
110	300	1000	5020	FICA / Medicare	3/25/2022	0088	3.70	PRS
110	300	1000	5020	FICA / Medicare	3/11/2022	0088	12.26	PRS
110	300	1000	5020	FICA / Medicare	3/11/2022	0089	12.70	PRS
110	300	1000	5020	FICA / Medicare	3/31/2022	0089	7.99	PRS
110	300	1000	5020	FICA / Medicare	3/31/2022	0090	113.39	PRS
110	300	1000	5020	FICA / Medicare	3/31/2022	0091	51.77	PRS
110	300	1000	5020	FICA / Medicare	3/25/2022	0091	6.38	PRS
110	300	1000	5020	FICA / Medicare	3/31/2022	0092	10.70	PRS
110	300	1000	5020	FICA / Medicare	3/11/2022	0092	2.14	PRS
110	300	1000	5020	FICA / Medicare	3/25/2022	0092	121.92	PRS
110	300	1000	5020	FICA / Medicare	3/25/2022	0093	66.33	PRS
110	300	1000	5020	FICA / Medicare	3/11/2022	0093	34.14	PRS
110	300	1000	5020	FICA / Medicare	3/25/2022	0094	9.98	PRS
110	300	1000	5020	FICA / Medicare	3/11/2022	0094	16.26	PRS
110	300	1000	5020	FICA / Medicare	3/11/2022	0095	1.70	PRS
110	300	1000	5020	FICA / Medicare	3/31/2022	0097	19.86	PRS
110	300	1000	5020	FICA / Medicare	3/31/2022	0099	99.89	PRS
110	300	1000	5020	FICA / Medicare	3/11/2022	0099	1.64	PRS
110	300	1000	5020	FICA / Medicare	3/25/2022	0099	21.73	PRS
110	300	1000	5020	FICA / Medicare	3/31/2022	0100	18.44	PRS
110	300	1000	5020	FICA / Medicare	3/25/2022	0101	107.41	PRS
110	300	1000	5020	FICA / Medicare	3/11/2022	0101	6.10	PRS
110	300	1000	5020	FICA / Medicare	3/31/2022	0102	72.00	PRS
110	300	1000	5020	FICA / Medicare	3/11/2022	0103	30.07	PRS
110	300	1000	5020	FICA / Medicare	3/31/2022	0103	4.59	PRS
110	300	1000	5020	FICA / Medicare	3/25/2022	0103	20.22	PRS
110	300	1000	5020	FICA / Medicare	3/31/2022	0104	18.58	PRS
110	300	1000	5020	FICA / Medicare	3/11/2022	0104	5.70	PRS
110	300	1000	5020	FICA / Medicare	3/25/2022	0105	74.76	PRS
110	300	1000	5020	FICA / Medicare	3/25/2022	0106	6.09	PRS
110	300	1000	5020	FICA / Medicare	3/31/2022	0107	41.25	PRS
110	300	1000	5020	FICA / Medicare	3/11/2022	0107	20.78	PRS
110	300	1000	5020	FICA / Medicare	3/11/2022	0108	4.23	PRS
110	300	1000	5020	FICA / Medicare	3/25/2022	0109	65.52	PRS
110	300	1000	5020	FICA / Medicare	3/31/2022	0111	26.50	PRS
110	300	1000	5020	FICA / Medicare	3/11/2022	0111	13.13	PRS
110	300	1000	5020	FICA / Medicare	3/25/2022	0113	36.66	PRS
110	300	1000	5020	FICA / Medicare	3/31/2022	0114	46.46	PRS

110	300	1000	5020	FICA / Medicare	3/11/2022	0115	8.20	PRS
110	300	1000	5020	FICA / Medicare	3/31/2022	0115	36.93	PRS
110	300	1000	5020	FICA / Medicare	3/25/2022	0116	53.11	PRS
110	300	1000	5020	FICA / Medicare	3/25/2022	0117	40.32	PRS
110	300	1000	5020	FICA / Medicare	3/11/2022	0118	14.06	PRS
110	300	1000	5020	FICA / Medicare	3/11/2022	0119	10.37	PRS
110	300	1000	5020	FICA / Medicare	3/31/2022	0119	54.38	PRS
110	300	1000	5020	FICA / Medicare	3/25/2022	0121	62.73	PRS
110	300	1000	5020	FICA / Medicare	3/31/2022	0123	145.52	PRS
110	300	1000	5020	FICA / Medicare	3/11/2022	0124	17.44	PRS
110	300	1000	5020	FICA / Medicare	3/25/2022	0125	156.48	PRS
110	300	1000	5020	FICA / Medicare	3/31/2022	0125	38.85	PRS
110	300	1000	5020	FICA / Medicare	3/31/2022	0127	60.19	PRS
110	300	1000	5020	FICA / Medicare	3/25/2022	0127	42.00	PRS
110	300	1000	5020	FICA / Medicare	3/11/2022	0128	43.81	PRS
110	300	1000	5020	FICA / Medicare	3/25/2022	0130	60.56	PRS
110	300	1000	5020	FICA / Medicare	3/11/2022	0130	11.82	PRS
110	300	1000	5020	FICA / Medicare	3/11/2022	0132	6.50	PRS
110	300	1000	5020	FICA / Medicare	3/11/2022	0133	17.97	PRS
110	300	1000	5020	FICA / Medicare	3/31/2022	0134	152.88	PRS
110	300	1000	5020	FICA / Medicare	3/31/2022	0135	63.22	PRS
110	300	1000	5020	FICA / Medicare	3/31/2022	0136	89.71	PRS
110	300	1000	5020	FICA / Medicare	3/31/2022	0137	92.80	PRS
110	300	1000	5020	FICA / Medicare	3/25/2022	0138	168.04	PRS
110	300	1000	5020	FICA / Medicare	3/25/2022	0139	62.83	PRS
110	300	1000	5020	FICA / Medicare	3/25/2022	0140	94.61	PRS
110	300	1000	5020	FICA / Medicare	3/11/2022	0140	46.16	PRS
110	300	1000	5020	FICA / Medicare	3/25/2022	0141	105.74	PRS
110	300	1000	5020	FICA / Medicare	3/11/2022	0141	16.40	PRS
110	300	1000	5020	FICA / Medicare	3/25/2022	0142	33.97	PRS
110	300	1000	5020	FICA / Medicare	3/11/2022	0142	26.78	PRS
110	300	1000	5020	FICA / Medicare	3/31/2022	0142	44.06	PRS
110	300	1000	5020	FICA / Medicare	3/11/2022	0143	27.56	PRS
110	300	1000	5020	FICA / Medicare	3/31/2022	0144	10.54	PRS
110	300	1000	5020	FICA / Medicare	3/11/2022	0144	2.05	PRS
110	300	1000	5020	FICA / Medicare	3/31/2022	0146	13.50	PRS
110	300	1000	5020	FICA / Medicare	3/25/2022	0146	109.65	PRS
110	300	1000	5020	FICA / Medicare	3/11/2022	0148	31.45	PRS
110	300	1000	5020	FICA / Medicare	3/25/2022	0148	45.88	PRS
110	300	1000	5020	FICA / Medicare	3/31/2022	0149	25.83	PRS
110	300	1000	5020	FICA / Medicare	3/25/2022	0150	22.53	PRS
110	300	1000	5020	FICA / Medicare	3/11/2022	0150	12.79	PRS
110	300	1000	5020	FICA / Medicare	3/31/2022	0151	107.05	PRS
110	300	1000	5020	FICA / Medicare	3/25/2022	0152	9.12	PRS
110	300	1000	5020	FICA / Medicare	3/11/2022	0152	6.06	PRS
110	300	1000	5020	FICA / Medicare	3/11/2022	0154	3.44	PRS
110	300	1000	5020	FICA / Medicare	3/31/2022	0155	32.98	PRS
110	300	1000	5020	FICA / Medicare	3/11/2022	0157	7.95	PRS
110	300	1000	5020	FICA / Medicare	3/25/2022	0157	30.46	PRS
110	300	1000	5020	FICA / Medicare	3/11/2022	0159	32.18	PRS

110	300	1000	5020	FICA / Medicare	3/25/2022	0159	115.12	PRS
110	300	1000	5020	FICA / Medicare	3/31/2022	0159	42.69	PRS
110	300	1000	5020	FICA / Medicare	3/25/2022	0162	36.13	PRS
110	300	1000	5020	FICA / Medicare	3/11/2022	0163	8.79	PRS
110	300	1000	5020	FICA / Medicare	3/25/2022	0166	40.41	PRS
110	300	1000	5020	FICA / Medicare	3/11/2022	0167	11.61	PRS
110	300	1000	5020	FICA / Medicare	3/11/2022	118841	36.81	PRS
110	300	1000	5020	FICA / Medicare	3/11/2022	118843	10.90	PRS
110	300	1000	5020	FICA / Medicare	3/25/2022	118845	4.90	PRS
110	300	1000	5020	FICA / Medicare	3/25/2022	118846	17.21	PRS
110	300	1000	5020	FICA / Medicare	3/28/2022	118847	26.78	PRS
110	300	1000	5020	FICA / Medicare	3/31/2022	118848	102.57	PRS
110	300	1000	5020	FICA / Medicare	3/31/2022	118849	128.23	PRS
110	300	1000	5020	FICA / Medicare	3/31/2022	118850	4.82	PRS
110	300	1000	5020	FICA / Medicare	3/31/2022	118853	8.96	PRS
110	350	1000	5020	FICA / Medicare	3/25/2022	0066	122.77	PRS
110	350	1000	5020	FICA / Medicare	3/31/2022	0066	117.04	PRS
110	350	1000	5020	FICA / Medicare	3/11/2022	0067	35.19	PRS
110	350	1000	5020	FICA / Medicare	3/31/2022	0083	49.20	PRS
110	350	1000	5020	FICA / Medicare	3/25/2022	0085	52.89	PRS
110	350	1000	5020	FICA / Medicare	3/11/2022	0086	14.81	PRS
110	350	1000	5020	FICA / Medicare	3/31/2022	0158	14.55	PRS
110	350	1000	5020	FICA / Medicare	3/25/2022	0165	14.69	PRS
110	350	1000	5020	FICA / Medicare	3/11/2022	0166	4.23	PRS
110	400	1000	5020	FICA / Medicare	3/31/2022	0083	49.20	PRS
110	400	1000	5020	FICA / Medicare	3/25/2022	0085	52.89	PRS
110	400	1000	5020	FICA / Medicare	3/11/2022	0086	14.81	PRS
110	400	1000	5020	FICA / Medicare	3/31/2022	0093	82.41	PRS
110	400	1000	5020	FICA / Medicare	3/25/2022	0095	98.86	PRS
110	400	1000	5020	FICA / Medicare	3/11/2022	0096	25.01	PRS
110	400	1000	5020	FICA / Medicare	3/31/2022	0158	14.55	PRS
110	400	1000	5020	FICA / Medicare	3/25/2022	0165	14.69	PRS
110	400	1000	5020	FICA / Medicare	3/11/2022	0166	4.23	PRS
110	450	1000	5020	FICA / Medicare	3/25/2022	0019	29.07	PRS
110	450	1000	5020	FICA / Medicare	3/11/2022	0020	9.18	PRS
110	450	1000	5020	FICA / Medicare	3/31/2022	0021	29.56	PRS
110	450	1000	5020	FICA / Medicare	3/25/2022	0062	28.84	PRS
110	450	1000	5020	FICA / Medicare	3/31/2022	0062	30.86	PRS
110	450	1000	5020	FICA / Medicare	3/11/2022	0063	7.50	PRS
110	450	1000	5020	FICA / Medicare	3/25/2022	0064	33.04	PRS
110	450	1000	5020	FICA / Medicare	3/31/2022	0064	25.33	PRS
110	450	1000	5020	FICA / Medicare	3/11/2022	0065	7.57	PRS
110	450	1000	5020	FICA / Medicare	3/31/2022	0083	49.17	PRS
110	450	1000	5020	FICA / Medicare	3/25/2022	0085	52.87	PRS
110	450	1000	5020	FICA / Medicare	3/11/2022	0086	14.80	PRS
110	450	1000	5020	FICA / Medicare	3/31/2022	0093	23.55	PRS
110	450	1000	5020	FICA / Medicare	3/25/2022	0095	28.24	PRS
110	450	1000	5020	FICA / Medicare	3/11/2022	0096	7.14	PRS
110	450	1000	5020	FICA / Medicare	3/31/2022	0112	26.27	PRS
110	450	1000	5020	FICA / Medicare	3/25/2022	0114	30.66	PRS

110	450	1000	5020	FICA / Medicare	3/11/2022	0116	7.85	PRS
110	450	1000	5020	FICA / Medicare	3/31/2022	0120	27.51	PRS
110	450	1000	5020	FICA / Medicare	3/25/2022	0122	28.43	PRS
110	450	1000	5020	FICA / Medicare	3/31/2022	0124	29.06	PRS
110	450	1000	5020	FICA / Medicare	3/11/2022	0125	7.70	PRS
110	450	1000	5020	FICA / Medicare	3/25/2022	0126	31.71	PRS
110	450	1000	5020	FICA / Medicare	3/11/2022	0129	9.59	PRS
110	450	1000	5020	FICA / Medicare	3/31/2022	0158	14.55	PRS
110	450	1000	5020	FICA / Medicare	3/25/2022	0165	14.69	PRS
110	450	1000	5020	FICA / Medicare	3/11/2022	0166	4.23	PRS
110	500	1000	5020	FICA / Medicare	3/25/2022	0037	55.86	PRS
110	500	1000	5020	FICA / Medicare	3/31/2022	0040	62.47	PRS
110	500	1000	5020	FICA / Medicare	3/11/2022	0042	15.65	PRS
110	500	1000	5020	FICA / Medicare	3/31/2022	0098	97.64	PRS
110	500	1000	5020	FICA / Medicare	3/25/2022	0100	81.97	PRS
110	500	1000	5020	FICA / Medicare	3/31/2022	0101	61.12	PRS
110	500	1000	5020	FICA / Medicare	3/11/2022	0102	27.65	PRS
110	500	1000	5020	FICA / Medicare	3/25/2022	0104	66.89	PRS
110	500	1000	5020	FICA / Medicare	3/31/2022	0106	59.72	PRS
110	500	1000	5020	FICA / Medicare	3/11/2022	0106	18.49	PRS
110	500	1000	5020	FICA / Medicare	3/25/2022	0107	64.20	PRS
110	500	1000	5020	FICA / Medicare	3/11/2022	0110	17.98	PRS
110	500	1000	5020	FICA / Medicare	3/31/2022	0121	56.39	PRS
110	500	1000	5020	FICA / Medicare	3/25/2022	0123	57.59	PRS
110	500	1000	5020	FICA / Medicare	3/11/2022	0126	15.59	PRS
110	500	1000	5020	FICA / Medicare	3/31/2022	0140	112.40	PRS
110	500	1000	5020	FICA / Medicare	3/25/2022	0145	104.67	PRS
110	500	1000	5020	FICA / Medicare	3/11/2022	0147	27.25	PRS
110	500	1000	5020	FICA / Medicare	3/31/2022	0158	14.55	PRS
110	500	1000	5020	FICA / Medicare	3/25/2022	0165	14.69	PRS
110	500	1000	5020	FICA / Medicare	3/11/2022	0166	4.23	PRS
110	500	1000	5020	FICA / Medicare	3/31/2022	118852	27.43	PRS
110	525	1000	5020	FICA / Medicare	3/25/2022	0033	137.93	PRS
110	525	1000	5020	FICA / Medicare	3/31/2022	0036	136.81	PRS
110	525	1000	5020	FICA / Medicare	3/11/2022	0037	41.96	PRS
110	525	1000	5020	FICA / Medicare	3/25/2022	0065	251.57	PRS
110	525	1000	5020	FICA / Medicare	3/31/2022	0065	233.97	PRS
110	525	1000	5020	FICA / Medicare	3/11/2022	0066	70.44	PRS
110	525	1000	5020	FICA / Medicare	3/31/2022	0079	174.73	PRS
110	525	1000	5020	FICA / Medicare	3/11/2022	0081	47.75	PRS
110	525	1000	5020	FICA / Medicare	3/25/2022	0081	180.68	PRS
110	525	1000	5020	FICA / Medicare	3/31/2022	0106	59.70	PRS
110	525	1000	5020	FICA / Medicare	3/25/2022	0107	64.20	PRS
110	525	1000	5020	FICA / Medicare	3/11/2022	0110	17.98	PRS
110	525	1000	5020	FICA / Medicare	3/31/2022	0152	135.24	PRS
110	525	1000	5020	FICA / Medicare	3/31/2022	0158	14.55	PRS
110	525	1000	5020	FICA / Medicare	3/11/2022	0160	42.61	PRS
110	525	1000	5020	FICA / Medicare	3/25/2022	0160	152.19	PRS
110	525	1000	5020	FICA / Medicare	3/25/2022	0165	14.69	PRS
110	525	1000	5020	FICA / Medicare	3/11/2022	0166	4.23	PRS

110	540	1000	5020	FICA / Medicare	3/31/2022	0095		160.34		PRS
110	540	1000	5020	FICA / Medicare	3/25/2022	0097		179.74		PRS
110	540	1000	5020	FICA / Medicare	3/11/2022	0098		52.31		PRS
110	540	1000	5020	FICA / Medicare	3/31/2022	0106		59.70		PRS
110	540	1000	5020	FICA / Medicare	3/25/2022	0107		64.20		PRS
110	540	1000	5020	FICA / Medicare	3/11/2022	0110		17.98		PRS
110	540	1000	5020	FICA / Medicare	3/31/2022	0158		14.55		PRS
110	540	1000	5020	FICA / Medicare	3/25/2022	0165		14.69		PRS
110	540	1000	5020	FICA / Medicare	3/11/2022	0166		4.23		PRS
110	550	1000	5020	FICA / Medicare	3/25/2022	0037		55.84		PRS
110	550	1000	5020	FICA / Medicare	3/31/2022	0040		62.46		PRS
110	550	1000	5020	FICA / Medicare	3/11/2022	0042		15.64		PRS
110	550	1000	5020	FICA / Medicare	3/31/2022	0098		97.63		PRS
110	550	1000	5020	FICA / Medicare	3/25/2022	0100		81.93		PRS
110	550	1000	5020	FICA / Medicare	3/31/2022	0101		61.14		PRS
110	550	1000	5020	FICA / Medicare	3/11/2022	0102		27.64		PRS
110	550	1000	5020	FICA / Medicare	3/25/2022	0104		66.87		PRS
110	550	1000	5020	FICA / Medicare	3/31/2022	0106		59.69		PRS
110	550	1000	5020	FICA / Medicare	3/11/2022	0106		18.49		PRS
110	550	1000	5020	FICA / Medicare	3/25/2022	0107		64.18		PRS
110	550	1000	5020	FICA / Medicare	3/11/2022	0110		17.97		PRS
110	550	1000	5020	FICA / Medicare	3/31/2022	0121		56.36		PRS
110	550	1000	5020	FICA / Medicare	3/25/2022	0123		57.60		PRS
110	550	1000	5020	FICA / Medicare	3/11/2022	0126		15.59		PRS
110	550	1000	5020	FICA / Medicare	3/31/2022	0140		112.42		PRS
110	550	1000	5020	FICA / Medicare	3/25/2022	0145		104.67		PRS
110	550	1000	5020	FICA / Medicare	3/11/2022	0147		27.24		PRS
110	550	1000	5020	FICA / Medicare	3/31/2022	0158		14.45		PRS
110	550	1000	5020	FICA / Medicare	3/25/2022	0165		14.69		PRS
110	550	1000	5020	FICA / Medicare	3/11/2022	0166		4.23		PRS
110	550	1000	5020	FICA / Medicare	3/31/2022	118852		27.43		PRS
110	200	5306	4523	Fitness Revenue	3/2/2022	4142154921	RecTrac revenue		140.00	CR
110	200	5306	4523	Fitness Revenue	3/4/2022	4142154921	RecTrac revenue		140.00	CR
110	200	5307	4523	Fitness Revenue	3/11/2022	4142154921	RecTrac revenue	100.00		CR
110	200	5309	4523	Fitness Revenue	3/10/2022	4142154921	RecTrac revenue		135.00	CR
110	200	5309	4523	Fitness Revenue	3/3/2022	4142154921	RecTrac revenue		135.00	CR
110	200	5309	4523	Fitness Revenue	3/8/2022	4142154921	RecTrac revenue		135.00	CR
110	200	5333	4523	Fitness Revenue	3/21/2022	4142154921	RecTrac revenue		70.00	CR
110	200	5334	4523	Fitness Revenue	3/1/2022	4142154921	RecTrac revenue		60.00	CR
110	200	5338	4523	Fitness Revenue	3/1/2022	4142154921	RecTrac revenue		145.00	CR
110	200	5338	4523	Fitness Revenue	3/3/2022	4142154921	RecTrac revenue		810.00	CR
110	200	5338	4523	Fitness Revenue	3/8/2022	4142154921	RecTrac revenue		270.00	CR
110	200	5338	4523	Fitness Revenue	3/7/2022	4142154921	RecTrac revenue		2,000.00	CR
110	200	5338	4523	Fitness Revenue	3/9/2022	4142154921	RecTrac revenue		935.00	CR
110	200	5338	4523	Fitness Revenue	3/21/2022	4142154921	RecTrac revenue		1,550.00	CR
110	200	5338	4523	Fitness Revenue	3/22/2022	4142154921	RecTrac revenue		270.00	CR
110	200	5338	4523	Fitness Revenue	3/10/2022	4142154921	RecTrac revenue		6,400.00	CR
110	200	5338	4523	Fitness Revenue	3/16/2022	4142154921	RecTrac revenue		2,315.00	CR
110	200	5338	4523	Fitness Revenue	3/14/2022	4142154921	RecTrac revenue		1,525.00	CR
110	200	5338	4523	Fitness Revenue	3/18/2022	4142154921	RecTrac revenue		540.00	CR

110	200	5338	4523	Fitness Revenue	3/17/2022	4142154921	RecTrac revenue		1,130.00	CR
110	200	5338	4523	Fitness Revenue	3/24/2022	4142154921	RecTrac revenue		2,290.00	CR
110	200	5338	4523	Fitness Revenue	3/30/2022	4142154921	RecTrac revenue	105.00		CR
110	200	5338	4523	Fitness Revenue	3/29/2022	4142154921	RecTrac revenue		1,690.00	CR
110	200	5343	4523	Fitness Revenue	3/12/2022	4142154921	RecTrac revenue		35.00	CR
110	200	5343	4523	Fitness Revenue	3/13/2022	4142154921	RecTrac revenue		35.00	CR
110	200	5343	4523	Fitness Revenue	3/10/2022	4142154921	RecTrac revenue		35.00	CR
110	200	5343	4523	Fitness Revenue	3/15/2022	4142154921	RecTrac revenue		35.00	CR
110	200	5343	4523	Fitness Revenue	3/16/2022	4142154921	RecTrac revenue		20.00	CR
110	200	5343	4523	Fitness Revenue	3/18/2022	4142154921	RecTrac revenue		35.00	CR
110	200	5343	4523	Fitness Revenue	3/3/2022	4142154921	RecTrac revenue		35.00	CR
110	200	5363	4523	Fitness Revenue	3/1/2022	4142154921	RecTrac revenue		80.00	CR
110	200	5363	4523	Fitness Revenue	3/4/2022	4142154921	RecTrac revenue		585.00	CR
110	200	5363	4523	Fitness Revenue	3/8/2022	4142154921	RecTrac revenue		80.00	CR
110	200	5363	4523	Fitness Revenue	3/21/2022	4142154921	RecTrac revenue	75.00		CR
110	200	5363	4523	Fitness Revenue	3/16/2022	4142154921	RecTrac revenue	35.00		CR
110	200	5363	4523	Fitness Revenue	3/18/2022	4142154921	RecTrac revenue	180.00		CR
110	200	5374	4523	Fitness Revenue	3/24/2022	4142154921	RecTrac revenue		80.00	CR
110	200	5374	4523	Fitness Revenue	3/28/2022	4142154921	RecTrac revenue		170.00	CR
110	200	5374	4523	Fitness Revenue	3/30/2022	4142154921	RecTrac revenue	10.00		CR
110	200	5374	4523	Fitness Revenue	3/25/2022	4142154921	RecTrac revenue		90.00	CR
110	200	5374	4523	Fitness Revenue	3/29/2022	4142154921	RecTrac revenue	10.00		CR
110	200	5374	4523	Fitness Revenue	3/16/2022	4142154921	RecTrac revenue	180.00		CR
110	200	5374	4523	Fitness Revenue	3/11/2022	4142154921	RecTrac revenue		100.00	CR
110	200	5374	4523	Fitness Revenue	3/18/2022	4142154921	RecTrac revenue	90.00		CR
110	200	5374	4523	Fitness Revenue	3/15/2022	4142154921	RecTrac revenue		220.00	CR
110	200	5374	4523	Fitness Revenue	3/22/2022	4142154921	RecTrac revenue		95.00	CR
110	200	5374	4523	Fitness Revenue	3/9/2022	4142154921	RecTrac revenue		175.00	CR
110	200	5374	4523	Fitness Revenue	3/3/2022	4142154921	RecTrac revenue		90.00	CR
110	200	5379	4523	Fitness Revenue	3/3/2022	4142154921	RecTrac revenue		80.00	CR
110	200	5379	4523	Fitness Revenue	3/4/2022	4142154921	RecTrac revenue		100.00	CR
110	200	5379	4523	Fitness Revenue	3/1/2022	4142154921	RecTrac revenue		85.00	CR
110	200	5379	4523	Fitness Revenue	3/2/2022	4142154921	RecTrac revenue		80.00	CR
110	200	5379	4523	Fitness Revenue	3/9/2022	4142154921	RecTrac revenue		100.00	CR
110	200	5379	4523	Fitness Revenue	3/7/2022	4142154921	RecTrac revenue		100.00	CR
110	200	5379	4523	Fitness Revenue	3/22/2022	4142154921	RecTrac revenue		100.00	CR
110	200	5379	4523	Fitness Revenue	3/15/2022	4142154921	RecTrac revenue		1,825.00	CR
110	200	5379	4523	Fitness Revenue	3/18/2022	4142154921	RecTrac revenue	10.00		CR
110	200	5379	4523	Fitness Revenue	3/14/2022	4142154921	RecTrac revenue		1,720.00	CR
110	200	5379	4523	Fitness Revenue	3/16/2022	4142154921	RecTrac revenue	4,000.00		CR
110	200	5379	4523	Fitness Revenue	3/11/2022	4142154921	RecTrac revenue		25.00	CR
110	200	5379	4523	Fitness Revenue	3/29/2022	4142154921	RecTrac revenue	75.00		CR
110	200	5379	4523	Fitness Revenue	3/23/2022	4142154921	RecTrac revenue	10.00		CR
110	200	5379	4523	Fitness Revenue	3/31/2022	4142154921	RecTrac revenue		180.00	CR
110	200	5379	4523	Fitness Revenue	3/25/2022	4142154921	RecTrac revenue		65.00	CR
110	200	5379	4523	Fitness Revenue	3/28/2022	4142154921	RecTrac revenue		155.00	CR
110	200	5379	4523	Fitness Revenue	3/24/2022	4142154921	RecTrac revenue		10.00	CR
110	300	5305	4523	Fitness Revenue	3/9/2022	4142154921	RecTrac revenue		110.00	CR
110	300	5305	4523	Fitness Revenue	3/5/2022	4142154921	RecTrac revenue		130.00	CR
110	300	5305	4523	Fitness Revenue	3/3/2022	4142154921	RecTrac revenue		130.00	CR

110	300	5305	4523	Fitness Revenue	3/2/2022	4142154921	RecTrac revenue		230.00	CR
110	300	5305	4523	Fitness Revenue	3/5/2022	4142154921	RecTrac revenue		130.00	CR
110	300	5305	4523	Fitness Revenue	3/16/2022	4142154921	RecTrac revenue		300.00	CR
110	300	5305	4523	Fitness Revenue	3/22/2022	4142154921	RecTrac revenue		65.00	CR
110	300	5305	4523	Fitness Revenue	3/11/2022	4142154921	RecTrac revenue		65.00	CR
110	300	5305	4523	Fitness Revenue	3/14/2022	4142154921	RecTrac revenue		110.00	CR
110	300	5305	4523	Fitness Revenue	3/12/2022	4142154921	RecTrac revenue		55.00	CR
110	300	5305	4523	Fitness Revenue	3/26/2022	4142154921	RecTrac revenue		55.00	CR
110	300	5305	4523	Fitness Revenue	3/23/2022	4142154921	RecTrac revenue		100.00	CR
110	300	5308	4523	Fitness Revenue	3/31/2022	4142154921	RecTrac revenue		50.00	CR
110	300	5308	4523	Fitness Revenue	3/4/2022	4142154921	RecTrac revenue		50.00	CR
110	300	5313	4523	Fitness Revenue	3/20/2022	4142154921	RecTrac revenue		60.00	CR
110	300	5313	4523	Fitness Revenue	3/23/2022	4142154921	RecTrac revenue		60.00	CR
110	300	5313	4523	Fitness Revenue	3/24/2022	4142154921	RecTrac revenue		65.00	CR
110	300	5326	4523	Fitness Revenue	3/24/2022	4142154921	RecTrac revenue		345.00	CR
110	300	5326	4523	Fitness Revenue	3/28/2022	4142154921	RecTrac revenue		40.00	CR
110	300	5326	4523	Fitness Revenue	3/26/2022	4142154921	RecTrac revenue		135.00	CR
110	300	5326	4523	Fitness Revenue	3/29/2022	4142154921	RecTrac revenue		345.00	CR
110	300	5326	4523	Fitness Revenue	3/23/2022	4142154921	RecTrac revenue		40.00	CR
110	300	5326	4523	Fitness Revenue	3/31/2022	4142154921	RecTrac revenue		40.00	CR
110	300	5326	4523	Fitness Revenue	3/25/2022	4142154921	RecTrac revenue		250.00	CR
110	300	5326	4523	Fitness Revenue	3/30/2022	4142154921	RecTrac revenue		250.00	CR
110	300	5326	4523	Fitness Revenue	3/21/2022	4142154921	RecTrac revenue		1,228.00	CR
110	300	5326	4523	Fitness Revenue	3/15/2022	4142154921	RecTrac revenue		175.00	CR
110	300	5326	4523	Fitness Revenue	3/22/2022	4142154921	RecTrac revenue		690.00	CR
110	300	5326	4523	Fitness Revenue	3/11/2022	4142154921	RecTrac revenue		135.00	CR
110	300	5326	4523	Fitness Revenue	3/10/2022	4142154921	RecTrac revenue		345.00	CR
110	300	5326	4523	Fitness Revenue	3/9/2022	4142154921	RecTrac revenue		547.00	CR
110	300	5326	4523	Fitness Revenue	3/8/2022	4142154921	RecTrac revenue		345.00	CR
110	300	5326	4523	Fitness Revenue	3/2/2022	4142154921	RecTrac revenue		1,170.00	CR
110	300	5326	4523	Fitness Revenue	3/3/2022	4142154921	RecTrac revenue		595.00	CR
110	300	5326	4523	Fitness Revenue	3/4/2022	4142154921	RecTrac revenue		349.00	CR
110	300	5328	4523	Fitness Revenue	3/9/2022	4142154921	RecTrac revenue		3.00	CR
110	300	5328	4523	Fitness Revenue	3/10/2022	4142154921	RecTrac revenue		11.00	CR
110	300	5340	4523	Fitness Revenue	3/23/2022	4142154921	RecTrac revenue		50.00	CR
110	300	5340	4523	Fitness Revenue	3/28/2022	4142154921	RecTrac revenue		50.00	CR
110	300	5340	4523	Fitness Revenue	3/5/2022	4142154921	RecTrac revenue		65.00	CR
110	300	5340	4523	Fitness Revenue	3/4/2022	4142154921	RecTrac revenue		50.00	CR
110	300	5340	4523	Fitness Revenue	3/5/2022	4142154921	RecTrac revenue		65.00	CR
110	300	5349	4523	Fitness Revenue	3/17/2022	4142154921	RecTrac revenue		50.00	CR
110	300	5350	4523	Fitness Revenue	3/28/2022	4142154921	RecTrac revenue		350.00	CR
110	300	5350	4523	Fitness Revenue	3/31/2022	4142154921	RecTrac revenue		70.00	CR
110	300	5350	4523	Fitness Revenue	3/30/2022	4142154921	RecTrac revenue		140.00	CR
110	300	5350	4523	Fitness Revenue	3/29/2022	4142154921	RecTrac revenue		215.00	CR
110	300	5350	4523	Fitness Revenue	3/3/2022	4142154921	RecTrac revenue	20.00		CR
110	300	5350	4523	Fitness Revenue	3/8/2022	4142154921	RecTrac revenue	105.00		CR
110	300	5351	4523	Fitness Revenue	3/9/2022	4142154921	RecTrac revenue		490.00	CR
110	300	5351	4523	Fitness Revenue	3/8/2022	4142154921	RecTrac revenue		285.00	CR
110	300	5351	4523	Fitness Revenue	3/4/2022	4142154921	RecTrac revenue		285.00	CR
110	300	5351	4523	Fitness Revenue	3/1/2022	4142154921	RecTrac revenue		285.00	CR

110	300	5353	4523	Fitness Revenue	3/1/2022	4142154921	RecTrac revenue		60.00	CR
110	300	5353	4523	Fitness Revenue	3/7/2022	4142154921	RecTrac revenue		150.00	CR
110	300	5353	4523	Fitness Revenue	3/6/2022	4142154921	RecTrac revenue		140.00	CR
110	300	5353	4523	Fitness Revenue	3/9/2022	4142154921	RecTrac revenue		130.00	CR
110	300	5353	4523	Fitness Revenue	3/22/2022	4142154921	RecTrac revenue		10.00	CR
110	300	5353	4523	Fitness Revenue	3/21/2022	4142154921	RecTrac revenue		75.00	CR
110	300	5353	4523	Fitness Revenue	3/10/2022	4142154921	RecTrac revenue		65.00	CR
110	300	5353	4523	Fitness Revenue	3/2/2022	4142154921	RecTrac revenue		60.00	CR
110	300	5353	4523	Fitness Revenue	3/14/2022	4142154921	RecTrac revenue		60.00	CR
110	300	5353	4523	Fitness Revenue	3/23/2022	4142154921	RecTrac revenue		275.00	CR
110	300	5353	4523	Fitness Revenue	3/17/2022	4142154921	RecTrac revenue		65.00	CR
110	300	5357	4523	Fitness Revenue	3/11/2022	4142154921	RecTrac revenue		5.00	CR
110	300	5360	4523	Fitness Revenue	3/16/2022	4142154921	RecTrac revenue		285.00	CR
110	300	5360	4523	Fitness Revenue	3/11/2022	4142154921	RecTrac revenue		285.00	CR
110	300	5360	4523	Fitness Revenue	3/13/2022	4142154921	RecTrac revenue		285.00	CR
110	300	5360	4523	Fitness Revenue	3/14/2022	4142154921	RecTrac revenue		490.00	CR
110	300	5360	4523	Fitness Revenue	3/19/2022	4142154921	RecTrac revenue		570.00	CR
110	300	5360	4523	Fitness Revenue	3/9/2022	4142154921	RecTrac revenue		285.00	CR
110	300	5360	4523	Fitness Revenue	3/17/2022	4142154921	RecTrac revenue		285.00	CR
110	300	5360	4523	Fitness Revenue	3/18/2022	4142154921	RecTrac revenue		285.00	CR
110	300	5361	4523	Fitness Revenue	3/30/2022	4142154921	RecTrac revenue		80.00	CR
110	300	5361	4523	Fitness Revenue	3/29/2022	4142154921	RecTrac revenue		150.00	CR
110	300	5361	4523	Fitness Revenue	3/9/2022	4142154921	RecTrac revenue		240.00	CR
110	300	5361	4523	Fitness Revenue	3/7/2022	4142154921	RecTrac revenue		260.00	CR
110	300	5361	4523	Fitness Revenue	3/8/2022	4142154921	RecTrac revenue		165.00	CR
110	300	5361	4523	Fitness Revenue	3/8/2022	4142154921	RecTrac revenue	95.00		CR
110	300	5361	4523	Fitness Revenue	3/4/2022	4142154921	RecTrac revenue		675.00	CR
110	300	5361	4523	Fitness Revenue	3/3/2022	4142154921	RecTrac revenue	20.00		CR
110	300	5361	4523	Fitness Revenue	3/21/2022	4142154921	RecTrac revenue		75.00	CR
110	300	5361	4523	Fitness Revenue	3/18/2022	4142154921	RecTrac revenue	95.00		CR
110	300	5361	4523	Fitness Revenue	3/10/2022	4142154921	RecTrac revenue		420.00	CR
110	300	5361	4523	Fitness Revenue	3/16/2022	4142154921	RecTrac revenue	200.00		CR
110	300	5362	4523	Fitness Revenue	3/1/2022	4142154921	RecTrac revenue		272.50	CR
110	300	5362	4523	Fitness Revenue	3/8/2022	4142154921	RecTrac revenue		55.00	CR
110	300	5362	4523	Fitness Revenue	3/29/2022	4142154921	RecTrac revenue		50.00	CR
110	300	5362	4523	Fitness Revenue	3/31/2022	4142154921	RecTrac revenue		50.00	CR
110	300	5375	4523	Fitness Revenue	3/14/2022	4142154921	RecTrac revenue	90.00		CR
110	300	5375	4523	Fitness Revenue	3/20/2022	4142154921	RecTrac revenue		200.00	CR
110	300	5375	4523	Fitness Revenue	3/23/2022	4142154921	RecTrac revenue		210.00	CR
110	300	5375	4523	Fitness Revenue	3/30/2022	4142154921	RecTrac revenue		210.00	CR
110	300	5381	4523	Fitness Revenue	3/5/2022	4142154921	RecTrac revenue		60.00	CR
110	300	5381	4523	Fitness Revenue	3/8/2022	4142154921	RecTrac revenue		120.00	CR
110	300	5381	4523	Fitness Revenue	3/5/2022	4142154921	RecTrac revenue		60.00	CR
110	300	5393	4523	Fitness Revenue	3/2/2022	4142154921	RecTrac revenue		95.00	CR
110	200	5306	4523	Fitness Revenue	3/31/2022	001	Amortize February 2022 Revenue		280.00	JV
110	200	5307	4523	Fitness Revenue	3/31/2022	001	Amortize February 2022 Revenue		50.00	JV
110	200	5307	4523	Fitness Revenue	3/31/2022	001	Amortize December 2021 Revenue		35.00	JV
110	200	5307	4523	Fitness Revenue	3/31/2022	001	Amortize November 2021 Revenue		150.00	JV
110	200	5307	4523	Fitness Revenue	3/31/2022	007	Amortize September 2021 Revenue		40.00	JV
110	200	5309	4523	Fitness Revenue	3/31/2022	001	Amortize February 2022 Revenue		655.00	JV

110	200	5338	4523	Fitness Revenue	3/31/2022	001	Amortize February 2022 Revenue		145.00	JV
110	200	5338	4523	Fitness Revenue	3/31/2022	001	Amortize November 2021 Revenue		135.00	JV
110	200	5338	4523	Fitness Revenue	3/31/2022	1	March 2022 Revenue Deferral	22,045.00		JV
110	200	5343	4523	Fitness Revenue	3/31/2022	001	Amortize February 2022 Revenue		70.00	JV
110	200	5343	4523	Fitness Revenue	3/31/2022	001	Amortize December 2021 Revenue		35.00	JV
110	200	5343	4523	Fitness Revenue	3/31/2022	007	Amortize September 2021 Revenue		35.00	JV
110	200	5343	4523	Fitness Revenue	3/31/2022	1	Amortize January 2022 Revenue Deferral		35.00	JV
110	200	5363	4523	Fitness Revenue	3/31/2022	1	March 2022 Revenue Deferral	455.00		JV
110	200	5374	4523	Fitness Revenue	3/31/2022	1	March 2022 Revenue Deferral	730.00		JV
110	200	5379	4523	Fitness Revenue	3/31/2022	1	March 2022 Revenue Deferral	530.00		JV
110	300	5305	4523	Fitness Revenue	3/31/2022	001	Amortize February 2022 Revenue		230.00	JV
110	300	5305	4523	Fitness Revenue	3/31/2022	001	Amortize December 2021 Revenue		105.00	JV
110	300	5305	4523	Fitness Revenue	3/31/2022	001	Amortize October 2021 Revenue Deferral		110.00	JV
110	300	5305	4523	Fitness Revenue	3/31/2022	001	Amortize November 2021 Revenue		65.00	JV
110	300	5305	4523	Fitness Revenue	3/31/2022	1	March 2022 Revenue Deferral	1,350.00		JV
110	300	5305	4523	Fitness Revenue	3/31/2022	1	Amortize January 2022 Revenue Deferral		75.00	JV
110	300	5305	4523	Fitness Revenue	3/6/2022	1	REV - MAR22 RT IMPORTS06	130.00		JV
110	300	5308	4523	Fitness Revenue	3/31/2022	1	March 2022 Revenue Deferral	100.00		JV
110	300	5313	4523	Fitness Revenue	3/31/2022	001	Amortize February 2022 Revenue		585.00	JV
110	300	5340	4523	Fitness Revenue	3/6/2022	1	REV - MAR22 RT IMPORTS06	65.00		JV
110	300	5340	4523	Fitness Revenue	3/31/2022	1	March 2022 Revenue Deferral	215.00		JV
110	300	5349	4523	Fitness Revenue	3/31/2022	001	Amortize November 2021 Revenue		90.00	JV
110	300	5349	4523	Fitness Revenue	3/31/2022	001	Amortize December 2021 Revenue		70.00	JV
110	300	5349	4523	Fitness Revenue	3/31/2022	1	March 2022 Revenue Deferral	50.00		JV
110	300	5349	4523	Fitness Revenue	3/31/2022	1	Amortize January 2022 Revenue Deferral		20.00	JV
110	300	5350	4523	Fitness Revenue	3/31/2022	1	March 2022 Revenue Deferral	775.00		JV
110	300	5351	4523	Fitness Revenue	3/31/2022	001	Amortize February 2022 Revenue		3,135.00	JV
110	300	5353	4523	Fitness Revenue	3/31/2022	001	Amortize February 2022 Revenue		800.00	JV
110	300	5353	4523	Fitness Revenue	3/31/2022	001	Amortize November 2021 Revenue		60.00	JV
110	300	5353	4523	Fitness Revenue	3/31/2022	007	Amortize August 2021 Revenue Deferral		65.00	JV
110	300	5353	4523	Fitness Revenue	3/31/2022	1	March 2022 Revenue Deferral	130.00		JV
110	300	5353	4523	Fitness Revenue	3/31/2022	1	Amortize January 2022 Revenue Deferral		140.00	JV
110	300	5361	4523	Fitness Revenue	3/31/2022	1	March 2022 Revenue Deferral	1,750.00		JV
110	300	5361	4523	Fitness Revenue	3/31/2022	1	REVERSE -Record Revenue for Volleyball		95.00	JV
110	300	5361	4523	Fitness Revenue	3/31/2022	1	CORRECT -Record Revenue for Volleyball		95.00	JV
110	300	5361	4523	Fitness Revenue	3/31/2022	1	Record Revenue for Volleyball Charge	95.00		JV
110	300	5362	4523	Fitness Revenue	3/31/2022	001	Amortize February 2022 Revenue		137.50	JV
110	300	5362	4523	Fitness Revenue	3/31/2022	1	March 2022 Revenue Deferral	312.50		JV
110	300	5362	4523	Fitness Revenue	3/31/2022	1	Amortize January 2022 Revenue Deferral		105.00	JV
110	300	5375	4523	Fitness Revenue	3/31/2022	1	March 2022 Revenue Deferral	530.00		JV
110	300	5381	4523	Fitness Revenue	3/31/2022	1	March 2022 Revenue Deferral	180.00		JV
110	300	5381	4523	Fitness Revenue	3/6/2022	1	REV - MAR22 RT IMPORTS06	60.00		JV
110	300	5393	4523	Fitness Revenue	3/31/2022	001	Amortize February 2022 Revenue		100.00	JV
110	300	5393	4523	Fitness Revenue	3/31/2022	1	Amortize January 2022 Revenue Deferral		95.00	JV
110			2129	Flex Acct Payable	3/31/2022	001	FSA Claim Reimbursement Activity	180.75		JV
110			2129	Flex Acct Payable	3/31/2022	001	FSA Settle Debit Card Purchase Activity	123.48		JV
110			2129	Flex Acct Payable	3/11/2022	0012			33.25	PRS
110			2129	Flex Acct Payable	3/25/2022	0012			118.75	PRS
110			2129	Flex Acct Payable	3/31/2022	0013			110.44	PRS
110			2129	Flex Acct Payable	3/25/2022	0031			125.00	PRS

110			2129	Flex Acct Payable	3/31/2022	0033				116.25	PRS
110			2129	Flex Acct Payable	3/11/2022	0034				35.00	PRS
110			2129	Flex Acct Payable	3/25/2022	0043				20.00	PRS
110			2129	Flex Acct Payable	3/31/2022	0046				18.60	PRS
110			2129	Flex Acct Payable	3/11/2022	0047				5.60	PRS
110			2129	Flex Acct Payable	3/31/2022	0082				93.00	PRS
110			2129	Flex Acct Payable	3/25/2022	0084				100.00	PRS
110			2129	Flex Acct Payable	3/11/2022	0085				28.00	PRS
110			2129	Flex Acct Payable	3/31/2022	0090				27.90	PRS
110			2129	Flex Acct Payable	3/25/2022	0092				30.00	PRS
110			2129	Flex Acct Payable	3/11/2022	0093				8.40	PRS
110			2129	Flex Acct Payable	3/31/2022	0096				110.44	PRS
110			2129	Flex Acct Payable	3/25/2022	0098				118.75	PRS
110			2129	Flex Acct Payable	3/11/2022	0100				33.25	PRS
110			2129	Flex Acct Payable	3/31/2022	0106				107.31	PRS
110			2129	Flex Acct Payable	3/25/2022	0107				115.39	PRS
110			2129	Flex Acct Payable	3/11/2022	0110				32.31	PRS
110			2129	Flex Acct Payable	3/31/2022	0118				32.55	PRS
110			2129	Flex Acct Payable	3/25/2022	0120				35.00	PRS
110			2129	Flex Acct Payable	3/11/2022	0122				9.80	PRS
110			2129	Flex Acct Payable	3/31/2022	0136				29.06	PRS
110			2129	Flex Acct Payable	3/31/2022	0138				4.65	PRS
110			2129	Flex Acct Payable	3/25/2022	0140				31.25	PRS
110			2129	Flex Acct Payable	3/11/2022	0142				8.75	PRS
110			2129	Flex Acct Payable	3/25/2022	0143				5.00	PRS
110			2129	Flex Acct Payable	3/11/2022	0145				1.40	PRS
110	125	1000	6124	Fuel / Oil	3/31/2022	79923062	WEX BANK	Mar. 2022 Fuel	741.83		API
110	250	1000	6124	Fuel / Oil	3/31/2022	79923062	WEX BANK	Mar. 2022 Fuel	176.00		API
110	275	1000	6124	Fuel / Oil	3/31/2022	79923062	WEX BANK	Mar. 2022 Fuel	1,249.44		API
110	300	1000	6124	Fuel / Oil	3/31/2022	79923062	WEX BANK	Mar. 2022 Fuel	48.28		API
110	500	1000	6124	Fuel / Oil	3/31/2022	79923062	WEX BANK	Mar. 2022 Fuel	1,995.87		API
110	525	1000	6124	Fuel / Oil	3/31/2022	79923062	WEX BANK	Mar. 2022 Fuel	520.58		API
110	540	1000	6124	Fuel / Oil	3/31/2022	79923062	WEX BANK	Mar. 2022 Fuel	124.03		API
110	550	1000	6124	Fuel / Oil	3/31/2022	79923062	WEX BANK	Mar. 2022 Fuel	410.58		API
110	135	1000	6130	Furniture	3/31/2022	001		WF* WAYFAIR3711188299 Chair for IT	144.99		JV
110	120	1000	6110	General Office Supplie	3/1/2022	3501068265	STAPLES CONTRACT & COMMER	Post it; File pocket folders; clips - Admin	58.22		API
110	120	1000	6110	General Office Supplie	3/1/2022	3501068270	STAPLES CONTRACT & COMMER	Box Markers - Records	36.99		API
110	300	1000	6110	General Office Supplie	3/31/2022	3504300737	STAPLES CONTRACT & COMMER	Crayons & Duct Tape - Programs	8.01		API
110	300	1000	6110	General Office Supplie	3/31/2022	3504300765	STAPLES CONTRACT & COMMER	Spiral Notebook; Markers - Angela	38.28		API
110	120	1000	5030	Health	3/1/2022	PBRUSHY2220	TML HEALTH BENEFITS POOL	TML GROUP DEDUCTION FEE- MARCH		1,115.80	API
110	120	1000	5030	Health	3/21/2022	PBRUSHY2220	TML HEALTH BENEFITS POOL	TML GROUP DEDUCTION FEE- APR- 2022		766.63	API
110	120	1000	5030	Health	3/31/2022	0071			269.41		PRS
110	120	1000	5030	Health	3/25/2022	0071			289.69		PRS
110	120	1000	5030	Health	3/11/2022	0072			81.11		PRS
110	120	1000	5030	Health	3/31/2022	0094			339.88		PRS
110	120	1000	5030	Health	3/25/2022	0096			365.46		PRS
110	120	1000	5030	Health	3/11/2022	0097			102.33		PRS
110	120	1000	5030	Health	3/31/2022	0118			269.41		PRS
110	120	1000	5030	Health	3/25/2022	0120			289.69		PRS
110	120	1000	5030	Health	3/11/2022	0122			81.11		PRS

110	120	1000	5030	Health	3/31/2022	0138	269.41	PRS
110	120	1000	5030	Health	3/25/2022	0143	289.69	PRS
110	120	1000	5030	Health	3/11/2022	0145	81.11	PRS
110	120	1000	5030	Health	3/31/2022	0151	94.29	PRS
110	120	1000	5030	Health	3/25/2022	0159	101.39	PRS
110	120	1000	5030	Health	3/11/2022	0159	28.39	PRS
110	125	1000	5030	Health	3/25/2022	0053	289.69	PRS
110	125	1000	5030	Health	3/31/2022	0055	269.41	PRS
110	125	1000	5030	Health	3/11/2022	0056	81.11	PRS
110	125	1000	5030	Health	3/31/2022	0132	269.41	PRS
110	125	1000	5030	Health	3/25/2022	0135	289.69	PRS
110	125	1000	5030	Health	3/11/2022	0138	81.11	PRS
110	125	1000	5030	Health	3/31/2022	0157	269.41	PRS
110	125	1000	5030	Health	3/25/2022	0164	289.69	PRS
110	125	1000	5030	Health	3/11/2022	0165	81.11	PRS
110	130	1000	5030	Health	3/31/2022	0001	269.41	PRS
110	130	1000	5030	Health	3/25/2022	0001	289.69	PRS
110	130	1000	5030	Health	3/11/2022	0001	81.11	PRS
110	130	1000	5030	Health	3/25/2022	0012	452.96	PRS
110	130	1000	5030	Health	3/11/2022	0012	126.83	PRS
110	130	1000	5030	Health	3/25/2022	0013	289.69	PRS
110	130	1000	5030	Health	3/11/2022	0013	81.11	PRS
110	130	1000	5030	Health	3/31/2022	0013	421.25	PRS
110	130	1000	5030	Health	3/31/2022	0014	269.41	PRS
110	130	1000	5030	Health	3/31/2022	0109	269.41	PRS
110	130	1000	5030	Health	3/25/2022	0111	289.69	PRS
110	130	1000	5030	Health	3/11/2022	0113	81.11	PRS
110	130	1000	5030	Health	3/31/2022	0117	269.41	PRS
110	130	1000	5030	Health	3/25/2022	0119	289.69	PRS
110	130	1000	5030	Health	3/11/2022	0121	81.11	PRS
110	135	1000	5030	Health	3/25/2022	0006	289.69	PRS
110	135	1000	5030	Health	3/11/2022	0007	81.11	PRS
110	135	1000	5030	Health	3/31/2022	0008	269.41	PRS
110	135	1000	5030	Health	3/31/2022	0122	269.41	PRS
110	135	1000	5030	Health	3/25/2022	0124	289.69	PRS
110	135	1000	5030	Health	3/11/2022	0127	81.11	PRS
110	140	1000	5030	Health	3/31/2022	0005	269.41	PRS
110	140	1000	5030	Health	3/31/2022	0147	269.41	PRS
110	140	1000	5030	Health	3/25/2022	0153	289.69	PRS
110	140	1000	5030	Health	3/11/2022	0155	81.11	PRS
110	140	1000	5030	Health	3/11/2022	118842	81.11	PRS
110	140	1000	5030	Health	3/25/2022	118844	289.69	PRS
110	145	1000	5030	Health	3/31/2022	0002	269.41	PRS
110	145	1000	5030	Health	3/25/2022	0002	289.69	PRS
110	145	1000	5030	Health	3/11/2022	0002	81.11	PRS
110	145	1000	5030	Health	3/11/2022	0008	81.11	PRS
110	145	1000	5030	Health	3/25/2022	0008	289.69	PRS
110	145	1000	5030	Health	3/31/2022	0009	269.41	PRS
110	145	1000	5030	Health	3/31/2022	0074	269.41	PRS
110	145	1000	5030	Health	3/25/2022	0075	289.69	PRS

110	145	1000	5030	Health	3/11/2022	0076	81.11	PRS
110	145	1000	5030	Health	3/31/2022	0096	339.88	PRS
110	145	1000	5030	Health	3/25/2022	0098	365.46	PRS
110	145	1000	5030	Health	3/11/2022	0100	102.33	PRS
110	145	1000	5030	Health	3/31/2022	118851	269.41	PRS
110	200	1000	5030	Health	3/25/2022	0031	95.59	PRS
110	200	1000	5030	Health	3/31/2022	0033	88.90	PRS
110	200	1000	5030	Health	3/11/2022	0034	26.77	PRS
110	200	1000	5030	Health	3/25/2022	0043	43.46	PRS
110	200	1000	5030	Health	3/31/2022	0046	40.41	PRS
110	200	1000	5030	Health	3/11/2022	0047	12.17	PRS
110	200	1000	5030	Health	3/31/2022	0063	80.83	PRS
110	200	1000	5030	Health	3/25/2022	0063	86.91	PRS
110	200	1000	5030	Health	3/11/2022	0064	24.33	PRS
110	200	1000	5030	Health	3/31/2022	0085	80.82	PRS
110	200	1000	5030	Health	3/25/2022	0087	86.90	PRS
110	200	1000	5030	Health	3/11/2022	0088	24.33	PRS
110	200	1000	5030	Health	3/31/2022	0099	94.29	PRS
110	200	1000	5030	Health	3/25/2022	0101	101.39	PRS
110	200	1000	5030	Health	3/11/2022	0103	28.39	PRS
110	200	1000	5030	Health	3/31/2022	0123	50.98	PRS
110	200	1000	5030	Health	3/25/2022	0125	54.82	PRS
110	200	1000	5030	Health	3/11/2022	0128	15.35	PRS
110	200	1000	5030	Health	3/31/2022	0137	40.42	PRS
110	200	1000	5030	Health	3/25/2022	0141	43.45	PRS
110	200	1000	5030	Health	3/11/2022	0143	12.17	PRS
110	200	1000	5030	Health	3/25/2022	0146	86.91	PRS
110	200	1000	5030	Health	3/11/2022	0148	24.33	PRS
110	200	1000	5030	Health	3/31/2022	0156	269.41	PRS
110	200	1000	5030	Health	3/25/2022	0163	289.69	PRS
110	200	1000	5030	Health	3/11/2022	0164	81.11	PRS
110	200	1000	5030	Health	3/31/2022	118848	80.82	PRS
110	250	1000	5030	Health	3/25/2022	0031	95.60	PRS
110	250	1000	5030	Health	3/31/2022	0033	88.91	PRS
110	250	1000	5030	Health	3/11/2022	0034	26.77	PRS
110	250	1000	5030	Health	3/25/2022	0051	289.69	PRS
110	250	1000	5030	Health	3/31/2022	0053	269.41	PRS
110	250	1000	5030	Health	3/11/2022	0054	81.11	PRS
110	250	1000	5030	Health	3/31/2022	0108	269.41	PRS
110	250	1000	5030	Health	3/25/2022	0110	289.69	PRS
110	250	1000	5030	Health	3/11/2022	0112	81.11	PRS
110	250	1000	5030	Health	3/31/2022	0113	269.41	PRS
110	250	1000	5030	Health	3/25/2022	0115	289.69	PRS
110	250	1000	5030	Health	3/11/2022	0117	81.11	PRS
110	275	1000	5030	Health	3/25/2022	0019	217.28	PRS
110	275	1000	5030	Health	3/11/2022	0020	60.84	PRS
110	275	1000	5030	Health	3/31/2022	0021	202.06	PRS
110	275	1000	5030	Health	3/31/2022	0062	254.91	PRS
110	275	1000	5030	Health	3/25/2022	0062	274.10	PRS
110	275	1000	5030	Health	3/11/2022	0063	76.75	PRS

110	275	1000	5030	Health	3/25/2022	0064	274.10	PRS
110	275	1000	5030	Health	3/31/2022	0064	254.91	PRS
110	275	1000	5030	Health	3/11/2022	0065	76.75	PRS
110	275	1000	5030	Health	3/31/2022	0083	67.36	PRS
110	275	1000	5030	Health	3/25/2022	0085	72.43	PRS
110	275	1000	5030	Health	3/11/2022	0086	20.28	PRS
110	275	1000	5030	Health	3/31/2022	0093	33.97	PRS
110	275	1000	5030	Health	3/25/2022	0095	36.54	PRS
110	275	1000	5030	Health	3/11/2022	0096	10.23	PRS
110	275	1000	5030	Health	3/31/2022	0112	202.05	PRS
110	275	1000	5030	Health	3/25/2022	0114	217.27	PRS
110	275	1000	5030	Health	3/11/2022	0116	60.84	PRS
110	275	1000	5030	Health	3/31/2022	0120	254.91	PRS
110	275	1000	5030	Health	3/25/2022	0122	274.10	PRS
110	275	1000	5030	Health	3/31/2022	0124	202.06	PRS
110	275	1000	5030	Health	3/11/2022	0125	76.75	PRS
110	275	1000	5030	Health	3/25/2022	0126	217.27	PRS
110	275	1000	5030	Health	3/11/2022	0129	60.84	PRS
110	275	1000	5030	Health	3/31/2022	0158	45.58	PRS
110	275	1000	5030	Health	3/25/2022	0165	49.05	PRS
110	275	1000	5030	Health	3/11/2022	0166	13.73	PRS
110	300	1000	5030	Health	3/25/2022	0031	98.50	PRS
110	300	1000	5030	Health	3/31/2022	0033	91.61	PRS
110	300	1000	5030	Health	3/11/2022	0034	27.58	PRS
110	300	1000	5030	Health	3/25/2022	0043	246.23	PRS
110	300	1000	5030	Health	3/31/2022	0046	229.00	PRS
110	300	1000	5030	Health	3/11/2022	0047	68.95	PRS
110	300	1000	5030	Health	3/25/2022	0058	289.69	PRS
110	300	1000	5030	Health	3/31/2022	0063	188.59	PRS
110	300	1000	5030	Health	3/25/2022	0063	202.78	PRS
110	300	1000	5030	Health	3/11/2022	0064	56.78	PRS
110	300	1000	5030	Health	3/31/2022	0082	269.41	PRS
110	300	1000	5030	Health	3/25/2022	0084	289.69	PRS
110	300	1000	5030	Health	3/11/2022	0085	81.11	PRS
110	300	1000	5030	Health	3/31/2022	0085	188.59	PRS
110	300	1000	5030	Health	3/25/2022	0087	202.79	PRS
110	300	1000	5030	Health	3/11/2022	0088	56.78	PRS
110	300	1000	5030	Health	3/31/2022	0090	269.41	PRS
110	300	1000	5030	Health	3/25/2022	0092	289.69	PRS
110	300	1000	5030	Health	3/11/2022	0093	81.11	PRS
110	300	1000	5030	Health	3/31/2022	0099	175.12	PRS
110	300	1000	5030	Health	3/25/2022	0101	188.30	PRS
110	300	1000	5030	Health	3/31/2022	0102	269.41	PRS
110	300	1000	5030	Health	3/11/2022	0103	52.72	PRS
110	300	1000	5030	Health	3/25/2022	0105	289.69	PRS
110	300	1000	5030	Health	3/11/2022	0107	81.11	PRS
110	300	1000	5030	Health	3/31/2022	0123	288.90	PRS
110	300	1000	5030	Health	3/25/2022	0125	310.64	PRS
110	300	1000	5030	Health	3/11/2022	0128	86.98	PRS
110	300	1000	5030	Health	3/31/2022	0134	269.41	PRS

110	300	1000	5030	Health	3/31/2022	0136	269.41	PRS
110	300	1000	5030	Health	3/31/2022	0137	228.99	PRS
110	300	1000	5030	Health	3/25/2022	0138	289.69	PRS
110	300	1000	5030	Health	3/25/2022	0140	289.69	PRS
110	300	1000	5030	Health	3/11/2022	0140	81.11	PRS
110	300	1000	5030	Health	3/25/2022	0141	246.24	PRS
110	300	1000	5030	Health	3/11/2022	0142	81.11	PRS
110	300	1000	5030	Health	3/11/2022	0143	68.95	PRS
110	300	1000	5030	Health	3/25/2022	0146	202.78	PRS
110	300	1000	5030	Health	3/11/2022	0148	56.78	PRS
110	300	1000	5030	Health	3/31/2022	0151	175.12	PRS
110	300	1000	5030	Health	3/25/2022	0159	188.30	PRS
110	300	1000	5030	Health	3/11/2022	0159	52.72	PRS
110	300	1000	5030	Health	3/11/2022	118841	81.11	PRS
110	300	1000	5030	Health	3/31/2022	118848	188.59	PRS
110	300	1000	5030	Health	3/31/2022	118849	269.41	PRS
110	350	1000	5030	Health	3/31/2022	0066	269.41	PRS
110	350	1000	5030	Health	3/25/2022	0066	289.69	PRS
110	350	1000	5030	Health	3/11/2022	0067	81.11	PRS
110	350	1000	5030	Health	3/31/2022	0083	67.35	PRS
110	350	1000	5030	Health	3/25/2022	0085	72.42	PRS
110	350	1000	5030	Health	3/11/2022	0086	20.28	PRS
110	350	1000	5030	Health	3/31/2022	0158	45.58	PRS
110	350	1000	5030	Health	3/25/2022	0165	49.00	PRS
110	350	1000	5030	Health	3/11/2022	0166	13.72	PRS
110	400	1000	5030	Health	3/31/2022	0083	67.35	PRS
110	400	1000	5030	Health	3/25/2022	0085	72.42	PRS
110	400	1000	5030	Health	3/11/2022	0086	20.28	PRS
110	400	1000	5030	Health	3/31/2022	0093	237.92	PRS
110	400	1000	5030	Health	3/25/2022	0095	255.83	PRS
110	400	1000	5030	Health	3/11/2022	0096	71.63	PRS
110	400	1000	5030	Health	3/31/2022	0158	45.58	PRS
110	400	1000	5030	Health	3/25/2022	0165	49.00	PRS
110	400	1000	5030	Health	3/11/2022	0166	13.72	PRS
110	450	1000	5030	Health	3/25/2022	0019	72.41	PRS
110	450	1000	5030	Health	3/11/2022	0020	20.28	PRS
110	450	1000	5030	Health	3/31/2022	0021	67.35	PRS
110	450	1000	5030	Health	3/31/2022	0062	84.96	PRS
110	450	1000	5030	Health	3/25/2022	0062	91.36	PRS
110	450	1000	5030	Health	3/11/2022	0063	25.58	PRS
110	450	1000	5030	Health	3/25/2022	0064	91.36	PRS
110	450	1000	5030	Health	3/31/2022	0064	84.96	PRS
110	450	1000	5030	Health	3/11/2022	0065	25.58	PRS
110	450	1000	5030	Health	3/31/2022	0083	67.35	PRS
110	450	1000	5030	Health	3/25/2022	0085	72.42	PRS
110	450	1000	5030	Health	3/11/2022	0086	20.28	PRS
110	450	1000	5030	Health	3/31/2022	0093	67.98	PRS
110	450	1000	5030	Health	3/25/2022	0095	73.09	PRS
110	450	1000	5030	Health	3/11/2022	0096	20.47	PRS
110	450	1000	5030	Health	3/31/2022	0112	67.36	PRS

110	450	1000	5030	Health	3/25/2022	0114	72.42	PRS
110	450	1000	5030	Health	3/11/2022	0116	20.28	PRS
110	450	1000	5030	Health	3/31/2022	0120	84.96	PRS
110	450	1000	5030	Health	3/25/2022	0122	91.36	PRS
110	450	1000	5030	Health	3/31/2022	0124	67.35	PRS
110	450	1000	5030	Health	3/11/2022	0125	25.58	PRS
110	450	1000	5030	Health	3/25/2022	0126	72.42	PRS
110	450	1000	5030	Health	3/11/2022	0129	20.28	PRS
110	450	1000	5030	Health	3/31/2022	0158	45.58	PRS
110	450	1000	5030	Health	3/25/2022	0165	49.00	PRS
110	450	1000	5030	Health	3/11/2022	0166	13.72	PRS
110	500	1000	5030	Health	3/25/2022	0037	144.85	PRS
110	500	1000	5030	Health	3/31/2022	0040	134.71	PRS
110	500	1000	5030	Health	3/11/2022	0042	40.56	PRS
110	500	1000	5030	Health	3/31/2022	0098	134.70	PRS
110	500	1000	5030	Health	3/25/2022	0100	144.85	PRS
110	500	1000	5030	Health	3/31/2022	0101	134.70	PRS
110	500	1000	5030	Health	3/11/2022	0102	40.56	PRS
110	500	1000	5030	Health	3/25/2022	0104	144.85	PRS
110	500	1000	5030	Health	3/31/2022	0106	74.47	PRS
110	500	1000	5030	Health	3/11/2022	0106	40.56	PRS
110	500	1000	5030	Health	3/25/2022	0107	80.07	PRS
110	500	1000	5030	Health	3/11/2022	0110	22.42	PRS
110	500	1000	5030	Health	3/31/2022	0121	134.71	PRS
110	500	1000	5030	Health	3/25/2022	0123	144.84	PRS
110	500	1000	5030	Health	3/11/2022	0126	40.56	PRS
110	500	1000	5030	Health	3/31/2022	0140	169.94	PRS
110	500	1000	5030	Health	3/25/2022	0145	182.74	PRS
110	500	1000	5030	Health	3/11/2022	0147	51.16	PRS
110	500	1000	5030	Health	3/31/2022	0158	45.58	PRS
110	500	1000	5030	Health	3/25/2022	0165	49.00	PRS
110	500	1000	5030	Health	3/11/2022	0166	13.72	PRS
110	500	1000	5030	Health	3/31/2022	118852	134.71	PRS
110	525	1000	5030	Health	3/25/2022	0033	289.69	PRS
110	525	1000	5030	Health	3/31/2022	0036	269.41	PRS
110	525	1000	5030	Health	3/11/2022	0037	81.11	PRS
110	525	1000	5030	Health	3/31/2022	0065	269.41	PRS
110	525	1000	5030	Health	3/25/2022	0065	289.69	PRS
110	525	1000	5030	Health	3/11/2022	0066	81.11	PRS
110	525	1000	5030	Health	3/31/2022	0079	269.41	PRS
110	525	1000	5030	Health	3/25/2022	0081	289.69	PRS
110	525	1000	5030	Health	3/11/2022	0081	81.11	PRS
110	525	1000	5030	Health	3/31/2022	0106	74.45	PRS
110	525	1000	5030	Health	3/25/2022	0107	80.05	PRS
110	525	1000	5030	Health	3/11/2022	0110	22.41	PRS
110	525	1000	5030	Health	3/31/2022	0152	269.41	PRS
110	525	1000	5030	Health	3/31/2022	0158	45.58	PRS
110	525	1000	5030	Health	3/25/2022	0160	289.69	PRS
110	525	1000	5030	Health	3/11/2022	0160	81.11	PRS
110	525	1000	5030	Health	3/25/2022	0165	49.00	PRS

110	525	1000	5030	Health	3/11/2022	0166		13.72		PRS
110	540	1000	5030	Health	3/31/2022	0106		74.45		PRS
110	540	1000	5030	Health	3/25/2022	0107		80.05		PRS
110	540	1000	5030	Health	3/11/2022	0110		22.41		PRS
110	540	1000	5030	Health	3/31/2022	0158		45.58		PRS
110	540	1000	5030	Health	3/25/2022	0165		49.00		PRS
110	540	1000	5030	Health	3/11/2022	0166		13.72		PRS
110	550	1000	5030	Health	3/25/2022	0037		144.84		PRS
110	550	1000	5030	Health	3/31/2022	0040		134.70		PRS
110	550	1000	5030	Health	3/11/2022	0042		40.56		PRS
110	550	1000	5030	Health	3/31/2022	0098		134.71		PRS
110	550	1000	5030	Health	3/25/2022	0100		144.84		PRS
110	550	1000	5030	Health	3/31/2022	0101		134.71		PRS
110	550	1000	5030	Health	3/11/2022	0102		40.56		PRS
110	550	1000	5030	Health	3/25/2022	0104		144.84		PRS
110	550	1000	5030	Health	3/31/2022	0106		74.45		PRS
110	550	1000	5030	Health	3/11/2022	0106		40.56		PRS
110	550	1000	5030	Health	3/25/2022	0107		80.05		PRS
110	550	1000	5030	Health	3/11/2022	0110		22.41		PRS
110	550	1000	5030	Health	3/31/2022	0121		134.70		PRS
110	550	1000	5030	Health	3/25/2022	0123		144.85		PRS
110	550	1000	5030	Health	3/11/2022	0126		40.56		PRS
110	550	1000	5030	Health	3/31/2022	0140		169.94		PRS
110	550	1000	5030	Health	3/25/2022	0145		182.72		PRS
110	550	1000	5030	Health	3/11/2022	0147		51.16		PRS
110	550	1000	5030	Health	3/31/2022	0158		45.50		PRS
110	550	1000	5030	Health	3/25/2022	0165		48.94		PRS
110	550	1000	5030	Health	3/11/2022	0166		13.71		PRS
110	550	1000	5030	Health	3/31/2022	118852		134.70		PRS
110			2134	Health Insurance Paya	3/1/2022	PBRUSHY2220 TML HEALTH BENEFITS POOL	HEALTH INSURANCE PREMIUMS- MARCH	40,714.02		API
110			2134	Health Insurance Paya	3/21/2022	PBRUSHY2220 TML HEALTH BENEFITS POOL	HEALTH INSURANCE PREMIUMS- APR-	38,679.62		API
110			2134	Health Insurance Paya	3/31/2022	0001			269.41	PRS
110			2134	Health Insurance Paya	3/11/2022	0001			81.11	PRS
110			2134	Health Insurance Paya	3/25/2022	0001			289.69	PRS
110			2134	Health Insurance Paya	3/11/2022	0002			81.11	PRS
110			2134	Health Insurance Paya	3/31/2022	0002			269.41	PRS
110			2134	Health Insurance Paya	3/25/2022	0002			289.69	PRS
110			2134	Health Insurance Paya	3/31/2022	0005			269.41	PRS
110			2134	Health Insurance Paya	3/25/2022	0006			262.70	PRS
110			2134	Health Insurance Paya	3/11/2022	0007			73.56	PRS
110			2134	Health Insurance Paya	3/31/2022	0008			244.31	PRS
110			2134	Health Insurance Paya	3/11/2022	0008			81.11	PRS
110			2134	Health Insurance Paya	3/25/2022	0008			289.69	PRS
110			2134	Health Insurance Paya	3/31/2022	0009			269.41	PRS
110			2134	Health Insurance Paya	3/25/2022	0012			820.29	PRS
110			2134	Health Insurance Paya	3/11/2022	0012			229.68	PRS
110			2134	Health Insurance Paya	3/11/2022	0013			81.11	PRS
110			2134	Health Insurance Paya	3/25/2022	0013			289.69	PRS
110			2134	Health Insurance Paya	3/31/2022	0013			762.87	PRS
110			2134	Health Insurance Paya	3/31/2022	0014			269.41	PRS

110	2134	Health Insurance Paya	3/25/2022	0019	289.69	PRS
110	2134	Health Insurance Paya	3/11/2022	0020	81.11	PRS
110	2134	Health Insurance Paya	3/31/2022	0021	269.41	PRS
110	2134	Health Insurance Paya	3/25/2022	0031	289.69	PRS
110	2134	Health Insurance Paya	3/31/2022	0033	269.41	PRS
110	2134	Health Insurance Paya	3/25/2022	0033	289.69	PRS
110	2134	Health Insurance Paya	3/11/2022	0034	81.11	PRS
110	2134	Health Insurance Paya	3/31/2022	0036	269.41	PRS
110	2134	Health Insurance Paya	3/11/2022	0037	81.11	PRS
110	2134	Health Insurance Paya	3/25/2022	0037	289.69	PRS
110	2134	Health Insurance Paya	3/31/2022	0040	269.41	PRS
110	2134	Health Insurance Paya	3/11/2022	0042	81.11	PRS
110	2134	Health Insurance Paya	3/25/2022	0043	289.69	PRS
110	2134	Health Insurance Paya	3/31/2022	0046	269.41	PRS
110	2134	Health Insurance Paya	3/11/2022	0047	81.11	PRS
110	2134	Health Insurance Paya	3/25/2022	0051	289.69	PRS
110	2134	Health Insurance Paya	3/31/2022	0053	269.41	PRS
110	2134	Health Insurance Paya	3/25/2022	0053	289.69	PRS
110	2134	Health Insurance Paya	3/11/2022	0054	81.11	PRS
110	2134	Health Insurance Paya	3/31/2022	0055	269.41	PRS
110	2134	Health Insurance Paya	3/11/2022	0056	81.11	PRS
110	2134	Health Insurance Paya	3/25/2022	0058	262.70	PRS
110	2134	Health Insurance Paya	3/31/2022	0062	461.75	PRS
110	2134	Health Insurance Paya	3/25/2022	0062	496.50	PRS
110	2134	Health Insurance Paya	3/25/2022	0063	289.69	PRS
110	2134	Health Insurance Paya	3/31/2022	0063	269.41	PRS
110	2134	Health Insurance Paya	3/11/2022	0063	139.02	PRS
110	2134	Health Insurance Paya	3/25/2022	0064	496.50	PRS
110	2134	Health Insurance Paya	3/31/2022	0064	461.75	PRS
110	2134	Health Insurance Paya	3/11/2022	0064	81.11	PRS
110	2134	Health Insurance Paya	3/11/2022	0065	139.02	PRS
110	2134	Health Insurance Paya	3/25/2022	0065	289.69	PRS
110	2134	Health Insurance Paya	3/31/2022	0065	269.41	PRS
110	2134	Health Insurance Paya	3/25/2022	0066	289.69	PRS
110	2134	Health Insurance Paya	3/31/2022	0066	269.41	PRS
110	2134	Health Insurance Paya	3/11/2022	0066	81.11	PRS
110	2134	Health Insurance Paya	3/11/2022	0067	81.11	PRS
110	2134	Health Insurance Paya	3/25/2022	0071	289.69	PRS
110	2134	Health Insurance Paya	3/31/2022	0071	269.41	PRS
110	2134	Health Insurance Paya	3/11/2022	0072	81.11	PRS
110	2134	Health Insurance Paya	3/31/2022	0074	269.41	PRS
110	2134	Health Insurance Paya	3/25/2022	0075	289.69	PRS
110	2134	Health Insurance Paya	3/11/2022	0076	81.11	PRS
110	2134	Health Insurance Paya	3/31/2022	0079	269.41	PRS
110	2134	Health Insurance Paya	3/25/2022	0081	289.69	PRS
110	2134	Health Insurance Paya	3/11/2022	0081	81.11	PRS
110	2134	Health Insurance Paya	3/31/2022	0082	269.41	PRS
110	2134	Health Insurance Paya	3/31/2022	0083	269.41	PRS
110	2134	Health Insurance Paya	3/25/2022	0084	289.69	PRS
110	2134	Health Insurance Paya	3/11/2022	0085	81.11	PRS

110	2134	Health Insurance Paya	3/31/2022	0085	269.41	PRS
110	2134	Health Insurance Paya	3/25/2022	0085	289.69	PRS
110	2134	Health Insurance Paya	3/11/2022	0086	81.11	PRS
110	2134	Health Insurance Paya	3/25/2022	0087	289.69	PRS
110	2134	Health Insurance Paya	3/11/2022	0088	81.11	PRS
110	2134	Health Insurance Paya	3/31/2022	0090	269.41	PRS
110	2134	Health Insurance Paya	3/25/2022	0092	289.69	PRS
110	2134	Health Insurance Paya	3/31/2022	0093	461.75	PRS
110	2134	Health Insurance Paya	3/11/2022	0093	81.11	PRS
110	2134	Health Insurance Paya	3/31/2022	0094	461.75	PRS
110	2134	Health Insurance Paya	3/25/2022	0095	496.50	PRS
110	2134	Health Insurance Paya	3/31/2022	0096	461.75	PRS
110	2134	Health Insurance Paya	3/25/2022	0096	496.50	PRS
110	2134	Health Insurance Paya	3/11/2022	0096	139.02	PRS
110	2134	Health Insurance Paya	3/11/2022	0097	139.02	PRS
110	2134	Health Insurance Paya	3/25/2022	0098	496.50	PRS
110	2134	Health Insurance Paya	3/31/2022	0098	269.41	PRS
110	2134	Health Insurance Paya	3/31/2022	0099	269.41	PRS
110	2134	Health Insurance Paya	3/11/2022	0100	139.02	PRS
110	2134	Health Insurance Paya	3/25/2022	0100	289.69	PRS
110	2134	Health Insurance Paya	3/25/2022	0101	289.69	PRS
110	2134	Health Insurance Paya	3/31/2022	0101	269.41	PRS
110	2134	Health Insurance Paya	3/11/2022	0102	81.11	PRS
110	2134	Health Insurance Paya	3/31/2022	0102	269.41	PRS
110	2134	Health Insurance Paya	3/11/2022	0103	81.11	PRS
110	2134	Health Insurance Paya	3/25/2022	0104	289.69	PRS
110	2134	Health Insurance Paya	3/25/2022	0105	289.69	PRS
110	2134	Health Insurance Paya	3/31/2022	0106	530.06	PRS
110	2134	Health Insurance Paya	3/11/2022	0106	81.11	PRS
110	2134	Health Insurance Paya	3/25/2022	0107	569.96	PRS
110	2134	Health Insurance Paya	3/11/2022	0107	81.11	PRS
110	2134	Health Insurance Paya	3/31/2022	0108	269.41	PRS
110	2134	Health Insurance Paya	3/31/2022	0109	269.41	PRS
110	2134	Health Insurance Paya	3/25/2022	0110	289.69	PRS
110	2134	Health Insurance Paya	3/11/2022	0110	159.59	PRS
110	2134	Health Insurance Paya	3/25/2022	0111	289.69	PRS
110	2134	Health Insurance Paya	3/11/2022	0112	81.11	PRS
110	2134	Health Insurance Paya	3/31/2022	0112	269.41	PRS
110	2134	Health Insurance Paya	3/31/2022	0113	269.41	PRS
110	2134	Health Insurance Paya	3/11/2022	0113	81.11	PRS
110	2134	Health Insurance Paya	3/25/2022	0114	289.69	PRS
110	2134	Health Insurance Paya	3/25/2022	0115	289.69	PRS
110	2134	Health Insurance Paya	3/11/2022	0116	81.11	PRS
110	2134	Health Insurance Paya	3/31/2022	0117	269.41	PRS
110	2134	Health Insurance Paya	3/11/2022	0117	81.11	PRS
110	2134	Health Insurance Paya	3/31/2022	0118	269.41	PRS
110	2134	Health Insurance Paya	3/25/2022	0119	289.69	PRS
110	2134	Health Insurance Paya	3/25/2022	0120	289.69	PRS
110	2134	Health Insurance Paya	3/31/2022	0120	461.75	PRS
110	2134	Health Insurance Paya	3/11/2022	0121	81.11	PRS

110	2134	Health Insurance Paya	3/31/2022	0121	269.41	PRS
110	2134	Health Insurance Paya	3/11/2022	0122	81.11	PRS
110	2134	Health Insurance Paya	3/25/2022	0122	496.50	PRS
110	2134	Health Insurance Paya	3/31/2022	0122	244.31	PRS
110	2134	Health Insurance Paya	3/31/2022	0123	461.75	PRS
110	2134	Health Insurance Paya	3/25/2022	0123	289.69	PRS
110	2134	Health Insurance Paya	3/31/2022	0124	269.41	PRS
110	2134	Health Insurance Paya	3/25/2022	0124	262.70	PRS
110	2134	Health Insurance Paya	3/25/2022	0125	496.50	PRS
110	2134	Health Insurance Paya	3/11/2022	0125	139.02	PRS
110	2134	Health Insurance Paya	3/11/2022	0126	81.11	PRS
110	2134	Health Insurance Paya	3/25/2022	0126	289.69	PRS
110	2134	Health Insurance Paya	3/11/2022	0127	73.56	PRS
110	2134	Health Insurance Paya	3/11/2022	0128	139.02	PRS
110	2134	Health Insurance Paya	3/11/2022	0129	81.11	PRS
110	2134	Health Insurance Paya	3/31/2022	0132	269.41	PRS
110	2134	Health Insurance Paya	3/31/2022	0134	269.41	PRS
110	2134	Health Insurance Paya	3/25/2022	0135	289.69	PRS
110	2134	Health Insurance Paya	3/31/2022	0136	269.41	PRS
110	2134	Health Insurance Paya	3/31/2022	0137	269.41	PRS
110	2134	Health Insurance Paya	3/31/2022	0138	269.41	PRS
110	2134	Health Insurance Paya	3/11/2022	0138	81.11	PRS
110	2134	Health Insurance Paya	3/25/2022	0138	289.69	PRS
110	2134	Health Insurance Paya	3/31/2022	0140	461.75	PRS
110	2134	Health Insurance Paya	3/25/2022	0140	289.69	PRS
110	2134	Health Insurance Paya	3/11/2022	0140	81.11	PRS
110	2134	Health Insurance Paya	3/25/2022	0141	289.69	PRS
110	2134	Health Insurance Paya	3/11/2022	0142	81.11	PRS
110	2134	Health Insurance Paya	3/25/2022	0143	289.69	PRS
110	2134	Health Insurance Paya	3/11/2022	0143	81.11	PRS
110	2134	Health Insurance Paya	3/25/2022	0145	496.50	PRS
110	2134	Health Insurance Paya	3/11/2022	0145	81.11	PRS
110	2134	Health Insurance Paya	3/25/2022	0146	262.70	PRS
110	2134	Health Insurance Paya	3/11/2022	0147	139.02	PRS
110	2134	Health Insurance Paya	3/31/2022	0147	269.41	PRS
110	2134	Health Insurance Paya	3/11/2022	0148	73.56	PRS
110	2134	Health Insurance Paya	3/31/2022	0151	269.41	PRS
110	2134	Health Insurance Paya	3/31/2022	0152	269.41	PRS
110	2134	Health Insurance Paya	3/25/2022	0153	289.69	PRS
110	2134	Health Insurance Paya	3/11/2022	0155	81.11	PRS
110	2134	Health Insurance Paya	3/31/2022	0156	269.41	PRS
110	2134	Health Insurance Paya	3/31/2022	0157	244.31	PRS
110	2134	Health Insurance Paya	3/31/2022	0158	417.57	PRS
110	2134	Health Insurance Paya	3/11/2022	0159	81.11	PRS
110	2134	Health Insurance Paya	3/25/2022	0159	289.69	PRS
110	2134	Health Insurance Paya	3/11/2022	0160	81.11	PRS
110	2134	Health Insurance Paya	3/25/2022	0160	289.69	PRS
110	2134	Health Insurance Paya	3/25/2022	0163	289.69	PRS
110	2134	Health Insurance Paya	3/11/2022	0164	81.11	PRS
110	2134	Health Insurance Paya	3/25/2022	0164	262.70	PRS

110			2134	Health Insurance Paya	3/25/2022	0165				449.00	PRS
110			2134	Health Insurance Paya	3/11/2022	0165				73.56	PRS
110			2134	Health Insurance Paya	3/11/2022	0166				125.72	PRS
110			2134	Health Insurance Paya	3/11/2022	118841				73.56	PRS
110			2134	Health Insurance Paya	3/11/2022	118842				81.11	PRS
110			2134	Health Insurance Paya	3/25/2022	118844				289.69	PRS
110			2134	Health Insurance Paya	3/31/2022	118848				244.31	PRS
110			2134	Health Insurance Paya	3/31/2022	118849				244.31	PRS
110			2134	Health Insurance Paya	3/31/2022	118851				269.41	PRS
110			2134	Health Insurance Paya	3/31/2022	118852				269.41	PRS
110			2128	Health Savings Accour	3/31/2022	001		HSA Plan Funding to BPAS	698.58		JV
110			2128	Health Savings Accour	3/25/2022	0006				26.99	PRS
110			2128	Health Savings Accour	3/11/2022	0007				7.56	PRS
110			2128	Health Savings Accour	3/31/2022	0008				25.10	PRS
110			2128	Health Savings Accour	3/25/2022	0058				43.65	PRS
110			2128	Health Savings Accour	3/31/2022	0122				48.35	PRS
110			2128	Health Savings Accour	3/25/2022	0124				51.99	PRS
110			2128	Health Savings Accour	3/11/2022	0127				14.56	PRS
110			2128	Health Savings Accour	3/25/2022	0146				68.65	PRS
110			2128	Health Savings Accour	3/11/2022	0148				19.22	PRS
110			2128	Health Savings Accour	3/31/2022	0157				35.17	PRS
110			2128	Health Savings Accour	3/31/2022	0158				111.78	PRS
110			2128	Health Savings Accour	3/25/2022	0164				37.82	PRS
110			2128	Health Savings Accour	3/25/2022	0165				120.19	PRS
110			2128	Health Savings Accour	3/11/2022	0165				10.59	PRS
110			2128	Health Savings Accour	3/11/2022	0166				33.65	PRS
110			2128	Health Savings Accour	3/11/2022	118841				12.22	PRS
110			2128	Health Savings Accour	3/31/2022	118848				63.84	PRS
110			2128	Health Savings Accour	3/31/2022	118849				40.59	PRS
110	500	1000	4112	Inspection Fees	3/10/2022	390476	JOHN KING CONSTRUCTION	Refund 2 Inspections 7509 O'Connor Dr	130.00		API
110	500	1000	4112	Inspection Fees	3/3/2022	89271		RADIANT PLUMBING 525 CARINA DR		115.00	CR
110	500	1000	4112	Inspection Fees	3/4/2022	89280		S&D Poumbing 8414 Cornerwood Dr		115.00	CR
110	500	1000	4112	Inspection Fees	3/17/2022	89340		Fairway Plumbing 8143 Hawick Dr		375.00	CR
110	500	1000	4112	Inspection Fees	3/17/2022	89340		Proven Plumbing 409 Entrada Way		115.00	CR
110	500	1000	4112	Inspection Fees	3/17/2022	89340		Proven Plumbing 7126 Avignon Dr		115.00	CR
110	500	1000	4112	Inspection Fees	3/30/2022	89411		L&M Ariel & Under,Corner Monoma &		400.00	CR
110	500	1000	4112	Inspection Fees	3/30/2022	89411		GTX Plumbing 16906 Sabertooth Dr		375.00	CR
110	500	1000	4112	Inspection Fees	3/31/2022	89417		S&D Plumbing 8302 Hillrock Dr #390575		115.00	CR
110	120	1000	4405	Interest Income	3/14/2022	001		GF - Interest - FHLB (3130ALJ70) - Interest		4,000.00	JV
110	120	1000	4405	Interest Income	3/31/2022	001		OM Investment Interest - MAR 2022		2,900.85	JV
110	120	1000	4405	Interest Income	3/31/2022	1		Correct Interest for MAR-22		0.03	JV
110	225	1000	4405	Interest Income	3/31/2022	001		BPF Investment Interest - MAR 2022		184.88	JV
610	610	1000	4405	Interest Income	3/31/2022	001		I&S Investment Interest - MAR 2022		1,354.08	JV
610	610	1000	4405	Interest Income	3/31/2022	001		DA Investment Interest - MAR 2022		317.11	JV
620	620	1000	4405	Interest Income	3/31/2022	001		CRF Investment Interest - MAR 2022		620.38	JV
110	525	1000	6315	Lab Fees	3/10/2022	18-0222	CITY OF ROUND ROCK-ENVIRON	BACTERIOLOGICAL TESTING FEB 2022	300.00		API
110	525	1000	6315	Lab Fees	3/31/2022	18-0322	CITY OF ROUND ROCK-ENVIRON	BACTERIOLOGICAL TEST, 24 PA: March	300.00		API
110	525	1000	6315	Lab Fees	3/24/2022	SIN012611	ANTEA USA, INC.	Testing Samples- 1Q WQP Sample	3,500.00		API
110	500	1000	6121	Lab Supplies	3/3/2022	898311	USA BLUE BOOK	Hydrant Oil (1 Gal)	71.18		API
110	525	1000	6121	Lab Supplies	3/1/2022	883645	USA BLUE BOOK	Lab Supplies- BCWF	218.27		API

110	525	1000	6121	Lab Supplies	3/1/2022	891847	USA BLUE BOOK	Lab Supplies- BCWF	169.93		API
110	525	1000	6121	Lab Supplies	3/3/2022	898035	USA BLUE BOOK	Hach Nitrite Chemkey	63.51		API
110	525	1000	6121	Lab Supplies	3/16/2022	911833	USA BLUE BOOK	Various Chemicals & Testing Supplies-	4,190.14		API
110	120	1000	4403	Late Charges	3/24/2022	89364		Sales-Revenue 2nd Late Fee		12.17	CR
110	120	1000	4403	Late Charges	3/24/2022	89366		Sales-Revenue 2nd Late Fee		4,188.06	CR
110	120	1000	4403	Late Charges	3/24/2022	89369		Sales-Revenue 2nd Late Fee		6.92	CR
110	120	1000	4403	Late Charges	3/25/2022	89375		Sales-Revenue 2nd Late Fee		5.12	CR
110	120	1000	4403	Late Charges	3/25/2022	89377		Sales-Revenue 2nd Late Fee		7.59	CR
110	120	1000	4403	Late Charges	3/25/2022	89379		Sales-Revenue 2nd Late Fee		6.76	CR
110	120	1000	4403	Late Charges	3/29/2022	89401		Sales-Revenue 2nd Late Fee	49.32		CR
110	120	1125	6416	Liability Insurance	3/1/2022	030122	TML INTERGOVERNMENTAL RISI	Cyber Liability 02/01/22	14,937.40		API
110	120	1000	5034	Life	3/31/2022	0071			5.23		PRS
110	120	1000	5034	Life	3/25/2022	0071			5.62		PRS
110	120	1000	5034	Life	3/31/2022	0072			4.92		PRS
110	120	1000	5034	Life	3/25/2022	0072			5.29		PRS
110	120	1000	5034	Life	3/11/2022	0072			1.57		PRS
110	120	1000	5034	Life	3/11/2022	0073			1.48		PRS
110	120	1000	5034	Life	3/31/2022	0094			5.02		PRS
110	120	1000	5034	Life	3/25/2022	0096			5.40		PRS
110	120	1000	5034	Life	3/11/2022	0097			1.51		PRS
110	120	1000	5034	Life	3/31/2022	0118			4.39		PRS
110	120	1000	5034	Life	3/25/2022	0120			4.72		PRS
110	120	1000	5034	Life	3/11/2022	0122			1.32		PRS
110	120	1000	5034	Life	3/31/2022	0138			5.23		PRS
110	120	1000	5034	Life	3/25/2022	0143			5.62		PRS
110	120	1000	5034	Life	3/11/2022	0145			1.58		PRS
110	120	1000	5034	Life	3/31/2022	0151			1.82		PRS
110	120	1000	5034	Life	3/11/2022	0159			0.55		PRS
110	120	1000	5034	Life	3/25/2022	0159			1.96		PRS
110	125	1000	5034	Life	3/25/2022	0053			4.28		PRS
110	125	1000	5034	Life	3/31/2022	0055			3.98		PRS
110	125	1000	5034	Life	3/25/2022	0056			2.86		PRS
110	125	1000	5034	Life	3/11/2022	0056			1.20		PRS
110	125	1000	5034	Life	3/31/2022	0058			2.66		PRS
110	125	1000	5034	Life	3/11/2022	0059			0.80		PRS
110	125	1000	5034	Life	3/31/2022	0157			3.77		PRS
110	125	1000	5034	Life	3/25/2022	0164			4.05		PRS
110	125	1000	5034	Life	3/11/2022	0165			1.13		PRS
110	130	1000	5034	Life	3/11/2022	0001			1.10		PRS
110	130	1000	5034	Life	3/25/2022	0001			3.94		PRS
110	130	1000	5034	Life	3/31/2022	0001			3.66		PRS
110	130	1000	5034	Life	3/25/2022	0012			5.07		PRS
110	130	1000	5034	Life	3/11/2022	0012			1.42		PRS
110	130	1000	5034	Life	3/25/2022	0013			3.94		PRS
110	130	1000	5034	Life	3/11/2022	0013			1.10		PRS
110	130	1000	5034	Life	3/31/2022	0013			4.72		PRS
110	130	1000	5034	Life	3/31/2022	0014			3.66		PRS
110	130	1000	5034	Life	3/31/2022	0109			3.46		PRS
110	130	1000	5034	Life	3/25/2022	0111			3.72		PRS
110	130	1000	5034	Life	3/11/2022	0113			1.04		PRS

110	130	1000	5034	Life	3/31/2022	0117	4.39	PRS
110	130	1000	5034	Life	3/25/2022	0119	4.72	PRS
110	130	1000	5034	Life	3/11/2022	0121	1.32	PRS
110	135	1000	5034	Life	3/25/2022	0006	4.16	PRS
110	135	1000	5034	Life	3/11/2022	0007	1.16	PRS
110	135	1000	5034	Life	3/31/2022	0008	3.87	PRS
110	135	1000	5034	Life	3/31/2022	0122	5.23	PRS
110	135	1000	5034	Life	3/25/2022	0124	5.62	PRS
110	135	1000	5034	Life	3/11/2022	0127	1.58	PRS
110	140	1000	5034	Life	3/31/2022	0005	5.23	PRS
110	140	1000	5034	Life	3/11/2022	118842	1.61	PRS
110	140	1000	5034	Life	3/25/2022	118844	5.75	PRS
110	145	1000	5034	Life	3/11/2022	0002	1.45	PRS
110	145	1000	5034	Life	3/31/2022	0002	4.82	PRS
110	145	1000	5034	Life	3/25/2022	0002	5.18	PRS
110	145	1000	5034	Life	3/11/2022	0008	1.26	PRS
110	145	1000	5034	Life	3/25/2022	0008	4.50	PRS
110	145	1000	5034	Life	3/31/2022	0009	4.19	PRS
110	145	1000	5034	Life	3/31/2022	0074	5.13	PRS
110	145	1000	5034	Life	3/25/2022	0075	5.52	PRS
110	145	1000	5034	Life	3/11/2022	0076	1.54	PRS
110	145	1000	5034	Life	3/31/2022	0096	5.23	PRS
110	145	1000	5034	Life	3/25/2022	0098	5.62	PRS
110	145	1000	5034	Life	3/11/2022	0100	1.58	PRS
110	145	1000	5034	Life	3/31/2022	118851	5.23	PRS
110	200	1000	5034	Life	3/25/2022	0031	1.85	PRS
110	200	1000	5034	Life	3/31/2022	0033	1.73	PRS
110	200	1000	5034	Life	3/11/2022	0034	0.52	PRS
110	200	1000	5034	Life	3/25/2022	0043	0.79	PRS
110	200	1000	5034	Life	3/31/2022	0046	0.73	PRS
110	200	1000	5034	Life	3/11/2022	0047	0.22	PRS
110	200	1000	5034	Life	3/31/2022	0099	1.82	PRS
110	200	1000	5034	Life	3/25/2022	0101	1.96	PRS
110	200	1000	5034	Life	3/11/2022	0103	0.55	PRS
110	200	1000	5034	Life	3/31/2022	0123	0.78	PRS
110	200	1000	5034	Life	3/25/2022	0125	0.84	PRS
110	200	1000	5034	Life	3/11/2022	0128	0.24	PRS
110	200	1000	5034	Life	3/31/2022	0137	0.55	PRS
110	200	1000	5034	Life	3/25/2022	0141	0.59	PRS
110	200	1000	5034	Life	3/11/2022	0143	0.17	PRS
110	200	1000	5034	Life	3/25/2022	0146	1.41	PRS
110	200	1000	5034	Life	3/31/2022	0156	5.02	PRS
110	200	1000	5034	Life	3/25/2022	0163	5.40	PRS
110	200	1000	5034	Life	3/11/2022	0164	1.51	PRS
110	200	1000	5034	Life	3/31/2022	118848	1.31	PRS
110	250	1000	5034	Life	3/25/2022	0031	1.86	PRS
110	250	1000	5034	Life	3/31/2022	0033	1.73	PRS
110	250	1000	5034	Life	3/11/2022	0034	0.52	PRS
110	250	1000	5034	Life	3/25/2022	0051	5.62	PRS
110	250	1000	5034	Life	3/31/2022	0053	5.23	PRS

110	250	1000	5034	Life	3/11/2022	0054	1.58	PRS
110	275	1000	5034	Life	3/25/2022	0019	3.21	PRS
110	275	1000	5034	Life	3/11/2022	0020	0.90	PRS
110	275	1000	5034	Life	3/31/2022	0021	2.99	PRS
110	275	1000	5034	Life	3/25/2022	0062	3.13	PRS
110	275	1000	5034	Life	3/31/2022	0062	2.90	PRS
110	275	1000	5034	Life	3/11/2022	0063	0.88	PRS
110	275	1000	5034	Life	3/25/2022	0064	3.22	PRS
110	275	1000	5034	Life	3/31/2022	0064	2.99	PRS
110	275	1000	5034	Life	3/11/2022	0065	0.90	PRS
110	275	1000	5034	Life	3/31/2022	0083	1.31	PRS
110	275	1000	5034	Life	3/25/2022	0085	1.42	PRS
110	275	1000	5034	Life	3/11/2022	0086	0.39	PRS
110	275	1000	5034	Life	3/31/2022	0093	0.44	PRS
110	275	1000	5034	Life	3/25/2022	0095	0.48	PRS
110	275	1000	5034	Life	3/11/2022	0096	0.13	PRS
110	275	1000	5034	Life	3/31/2022	0112	2.59	PRS
110	275	1000	5034	Life	3/25/2022	0114	2.79	PRS
110	275	1000	5034	Life	3/11/2022	0116	0.78	PRS
110	275	1000	5034	Life	3/31/2022	0120	2.83	PRS
110	275	1000	5034	Life	3/25/2022	0122	3.04	PRS
110	275	1000	5034	Life	3/31/2022	0124	1.94	PRS
110	275	1000	5034	Life	3/11/2022	0125	0.85	PRS
110	275	1000	5034	Life	3/25/2022	0126	2.09	PRS
110	275	1000	5034	Life	3/11/2022	0129	0.58	PRS
110	275	1000	5034	Life	3/31/2022	0158	0.61	PRS
110	275	1000	5034	Life	3/25/2022	0165	0.66	PRS
110	275	1000	5034	Life	3/11/2022	0166	0.18	PRS
110	300	1000	5034	Life	3/25/2022	0031	1.91	PRS
110	300	1000	5034	Life	3/31/2022	0033	1.77	PRS
110	300	1000	5034	Life	3/11/2022	0034	0.54	PRS
110	300	1000	5034	Life	3/25/2022	0043	4.50	PRS
110	300	1000	5034	Life	3/31/2022	0046	4.19	PRS
110	300	1000	5034	Life	3/11/2022	0047	1.26	PRS
110	300	1000	5034	Life	3/25/2022	0058	4.50	PRS
110	300	1000	5034	Life	3/31/2022	0090	4.30	PRS
110	300	1000	5034	Life	3/25/2022	0092	4.62	PRS
110	300	1000	5034	Life	3/11/2022	0093	1.29	PRS
110	300	1000	5034	Life	3/31/2022	0099	3.40	PRS
110	300	1000	5034	Life	3/25/2022	0101	3.66	PRS
110	300	1000	5034	Life	3/11/2022	0103	1.02	PRS
110	300	1000	5034	Life	3/31/2022	0123	4.45	PRS
110	300	1000	5034	Life	3/25/2022	0125	4.78	PRS
110	300	1000	5034	Life	3/11/2022	0128	1.34	PRS
110	300	1000	5034	Life	3/31/2022	0134	5.23	PRS
110	300	1000	5034	Life	3/31/2022	0136	3.25	PRS
110	300	1000	5034	Life	3/31/2022	0137	3.12	PRS
110	300	1000	5034	Life	3/25/2022	0138	5.62	PRS
110	300	1000	5034	Life	3/25/2022	0140	3.49	PRS
110	300	1000	5034	Life	3/11/2022	0140	1.58	PRS

110	300	1000	5034	Life	3/25/2022	0141	3.35	PRS
110	300	1000	5034	Life	3/11/2022	0142	0.98	PRS
110	300	1000	5034	Life	3/11/2022	0143	0.94	PRS
110	300	1000	5034	Life	3/25/2022	0146	3.31	PRS
110	300	1000	5034	Life	3/31/2022	0151	3.40	PRS
110	300	1000	5034	Life	3/11/2022	0159	1.02	PRS
110	300	1000	5034	Life	3/25/2022	0159	3.66	PRS
110	300	1000	5034	Life	3/11/2022	118841	1.26	PRS
110	300	1000	5034	Life	3/31/2022	118848	3.08	PRS
110	300	1000	5034	Life	3/31/2022	118849	4.19	PRS
110	350	1000	5034	Life	3/25/2022	0066	4.62	PRS
110	350	1000	5034	Life	3/31/2022	0066	4.30	PRS
110	350	1000	5034	Life	3/11/2022	0067	1.29	PRS
110	350	1000	5034	Life	3/31/2022	0083	1.31	PRS
110	350	1000	5034	Life	3/25/2022	0085	1.40	PRS
110	350	1000	5034	Life	3/11/2022	0086	0.39	PRS
110	350	1000	5034	Life	3/31/2022	0158	0.59	PRS
110	350	1000	5034	Life	3/25/2022	0165	0.63	PRS
110	350	1000	5034	Life	3/11/2022	0166	0.18	PRS
110	400	1000	5034	Life	3/31/2022	0083	1.31	PRS
110	400	1000	5034	Life	3/25/2022	0085	1.40	PRS
110	400	1000	5034	Life	3/11/2022	0086	0.39	PRS
110	400	1000	5034	Life	3/31/2022	0093	3.08	PRS
110	400	1000	5034	Life	3/25/2022	0095	3.30	PRS
110	400	1000	5034	Life	3/11/2022	0096	0.92	PRS
110	400	1000	5034	Life	3/31/2022	0158	0.59	PRS
110	400	1000	5034	Life	3/25/2022	0165	0.63	PRS
110	400	1000	5034	Life	3/11/2022	0166	0.18	PRS
110	450	1000	5034	Life	3/25/2022	0019	1.07	PRS
110	450	1000	5034	Life	3/11/2022	0020	0.30	PRS
110	450	1000	5034	Life	3/31/2022	0021	1.00	PRS
110	450	1000	5034	Life	3/25/2022	0062	1.03	PRS
110	450	1000	5034	Life	3/31/2022	0062	0.97	PRS
110	450	1000	5034	Life	3/11/2022	0063	0.29	PRS
110	450	1000	5034	Life	3/25/2022	0064	1.06	PRS
110	450	1000	5034	Life	3/31/2022	0064	1.00	PRS
110	450	1000	5034	Life	3/11/2022	0065	0.30	PRS
110	450	1000	5034	Life	3/31/2022	0083	1.29	PRS
110	450	1000	5034	Life	3/25/2022	0085	1.40	PRS
110	450	1000	5034	Life	3/11/2022	0086	0.39	PRS
110	450	1000	5034	Life	3/31/2022	0093	0.87	PRS
110	450	1000	5034	Life	3/25/2022	0095	0.94	PRS
110	450	1000	5034	Life	3/11/2022	0096	0.26	PRS
110	450	1000	5034	Life	3/31/2022	0112	0.86	PRS
110	450	1000	5034	Life	3/25/2022	0114	0.93	PRS
110	450	1000	5034	Life	3/11/2022	0116	0.26	PRS
110	450	1000	5034	Life	3/31/2022	0120	0.94	PRS
110	450	1000	5034	Life	3/25/2022	0122	1.01	PRS
110	450	1000	5034	Life	3/31/2022	0124	0.64	PRS
110	450	1000	5034	Life	3/11/2022	0125	0.28	PRS

110	450	1000	5034	Life	3/25/2022	0126	0.69	PRS
110	450	1000	5034	Life	3/11/2022	0129	0.19	PRS
110	450	1000	5034	Life	3/31/2022	0158	0.59	PRS
110	450	1000	5034	Life	3/25/2022	0165	0.63	PRS
110	450	1000	5034	Life	3/11/2022	0166	0.18	PRS
110	500	1000	5034	Life	3/25/2022	0037	1.97	PRS
110	500	1000	5034	Life	3/31/2022	0040	1.83	PRS
110	500	1000	5034	Life	3/11/2022	0042	0.55	PRS
110	500	1000	5034	Life	3/31/2022	0098	2.41	PRS
110	500	1000	5034	Life	3/25/2022	0100	2.60	PRS
110	500	1000	5034	Life	3/31/2022	0101	2.10	PRS
110	500	1000	5034	Life	3/11/2022	0102	0.73	PRS
110	500	1000	5034	Life	3/25/2022	0104	2.25	PRS
110	500	1000	5034	Life	3/31/2022	0106	1.31	PRS
110	500	1000	5034	Life	3/11/2022	0106	0.63	PRS
110	500	1000	5034	Life	3/25/2022	0107	1.41	PRS
110	500	1000	5034	Life	3/11/2022	0110	0.40	PRS
110	500	1000	5034	Life	3/31/2022	0121	1.93	PRS
110	500	1000	5034	Life	3/25/2022	0123	2.08	PRS
110	500	1000	5034	Life	3/11/2022	0126	0.58	PRS
110	500	1000	5034	Life	3/31/2022	0140	2.60	PRS
110	500	1000	5034	Life	3/25/2022	0145	2.81	PRS
110	500	1000	5034	Life	3/11/2022	0147	0.79	PRS
110	500	1000	5034	Life	3/31/2022	0158	0.59	PRS
110	500	1000	5034	Life	3/25/2022	0165	0.63	PRS
110	500	1000	5034	Life	3/11/2022	0166	0.18	PRS
110	500	1000	5034	Life	3/31/2022	118852	2.15	PRS
110	525	1000	5034	Life	3/25/2022	0033	5.29	PRS
110	525	1000	5034	Life	3/31/2022	0036	4.92	PRS
110	525	1000	5034	Life	3/11/2022	0037	1.48	PRS
110	525	1000	5034	Life	3/31/2022	0065	5.23	PRS
110	525	1000	5034	Life	3/25/2022	0065	5.62	PRS
110	525	1000	5034	Life	3/11/2022	0066	1.58	PRS
110	525	1000	5034	Life	3/31/2022	0079	5.23	PRS
110	525	1000	5034	Life	3/11/2022	0081	1.58	PRS
110	525	1000	5034	Life	3/25/2022	0081	5.62	PRS
110	525	1000	5034	Life	3/31/2022	0106	1.31	PRS
110	525	1000	5034	Life	3/25/2022	0107	1.41	PRS
110	525	1000	5034	Life	3/11/2022	0110	0.39	PRS
110	525	1000	5034	Life	3/31/2022	0152	4.39	PRS
110	525	1000	5034	Life	3/31/2022	0158	0.59	PRS
110	525	1000	5034	Life	3/11/2022	0160	1.32	PRS
110	525	1000	5034	Life	3/25/2022	0160	4.72	PRS
110	525	1000	5034	Life	3/25/2022	0165	0.63	PRS
110	525	1000	5034	Life	3/11/2022	0166	0.18	PRS
110	540	1000	5034	Life	3/31/2022	0095	5.23	PRS
110	540	1000	5034	Life	3/25/2022	0097	5.62	PRS
110	540	1000	5034	Life	3/11/2022	0098	1.58	PRS
110	540	1000	5034	Life	3/31/2022	0106	1.31	PRS
110	540	1000	5034	Life	3/25/2022	0107	1.40	PRS

110	540	1000	5034	Life	3/11/2022	0110			0.39		PRS
110	540	1000	5034	Life	3/31/2022	0158			0.59		PRS
110	540	1000	5034	Life	3/25/2022	0165			0.63		PRS
110	540	1000	5034	Life	3/11/2022	0166			0.17		PRS
110	550	1000	5034	Life	3/25/2022	0037			1.97		PRS
110	550	1000	5034	Life	3/31/2022	0040			1.83		PRS
110	550	1000	5034	Life	3/11/2022	0042			0.55		PRS
110	550	1000	5034	Life	3/31/2022	0098			2.41		PRS
110	550	1000	5034	Life	3/25/2022	0100			2.58		PRS
110	550	1000	5034	Life	3/31/2022	0101			2.08		PRS
110	550	1000	5034	Life	3/11/2022	0102			0.72		PRS
110	550	1000	5034	Life	3/25/2022	0104			2.25		PRS
110	550	1000	5034	Life	3/31/2022	0106			1.29		PRS
110	550	1000	5034	Life	3/11/2022	0106			0.63		PRS
110	550	1000	5034	Life	3/25/2022	0107			1.40		PRS
110	550	1000	5034	Life	3/11/2022	0110			0.39		PRS
110	550	1000	5034	Life	3/31/2022	0121			1.93		PRS
110	550	1000	5034	Life	3/25/2022	0123			2.08		PRS
110	550	1000	5034	Life	3/11/2022	0126			0.58		PRS
110	550	1000	5034	Life	3/31/2022	0140			2.62		PRS
110	550	1000	5034	Life	3/25/2022	0145			2.81		PRS
110	550	1000	5034	Life	3/11/2022	0147			0.79		PRS
110	550	1000	5034	Life	3/31/2022	0158			0.59		PRS
110	550	1000	5034	Life	3/25/2022	0165			0.63		PRS
110	550	1000	5034	Life	3/11/2022	0166			0.17		PRS
110	550	1000	5034	Life	3/31/2022	118852			2.15		PRS
110	120	1000	2137	Life Insurance	3/16/2022	001338714963	MUTUAL OF OMAHA	LIFE & DISABILITY INSURANCE- April 2022	454.68		API
110			2137	Life Insurance	3/31/2022	0001				3.66	PRS
110			2137	Life Insurance	3/11/2022	0001				1.10	PRS
110			2137	Life Insurance	3/25/2022	0001				3.94	PRS
110			2137	Life Insurance	3/11/2022	0002				1.45	PRS
110			2137	Life Insurance	3/31/2022	0002				4.82	PRS
110			2137	Life Insurance	3/25/2022	0002				5.18	PRS
110			2137	Life Insurance	3/31/2022	0005				5.23	PRS
110			2137	Life Insurance	3/25/2022	0006				4.16	PRS
110			2137	Life Insurance	3/11/2022	0007				1.16	PRS
110			2137	Life Insurance	3/31/2022	0008				3.87	PRS
110			2137	Life Insurance	3/11/2022	0008				1.26	PRS
110			2137	Life Insurance	3/25/2022	0008				4.50	PRS
110			2137	Life Insurance	3/31/2022	0009				4.19	PRS
110			2137	Life Insurance	3/25/2022	0012				5.07	PRS
110			2137	Life Insurance	3/11/2022	0012				1.42	PRS
110			2137	Life Insurance	3/25/2022	0013				3.94	PRS
110			2137	Life Insurance	3/11/2022	0013				1.10	PRS
110			2137	Life Insurance	3/31/2022	0013				4.72	PRS
110			2137	Life Insurance	3/31/2022	0014				3.66	PRS
110			2137	Life Insurance	3/25/2022	0019				4.28	PRS
110			2137	Life Insurance	3/11/2022	0020				1.20	PRS
110			2137	Life Insurance	3/31/2022	0021				3.98	PRS
110			2137	Life Insurance	3/25/2022	0031				5.62	PRS

110	2137	Life Insurance	3/31/2022	0033	5.23	PRS
110	2137	Life Insurance	3/25/2022	0033	5.29	PRS
110	2137	Life Insurance	3/11/2022	0034	1.58	PRS
110	2137	Life Insurance	3/31/2022	0036	4.92	PRS
110	2137	Life Insurance	3/11/2022	0037	1.48	PRS
110	2137	Life Insurance	3/25/2022	0037	3.94	PRS
110	2137	Life Insurance	3/31/2022	0040	3.66	PRS
110	2137	Life Insurance	3/11/2022	0042	1.10	PRS
110	2137	Life Insurance	3/25/2022	0043	5.29	PRS
110	2137	Life Insurance	3/31/2022	0046	4.92	PRS
110	2137	Life Insurance	3/11/2022	0047	1.48	PRS
110	2137	Life Insurance	3/25/2022	0051	5.62	PRS
110	2137	Life Insurance	3/31/2022	0053	5.23	PRS
110	2137	Life Insurance	3/25/2022	0053	4.28	PRS
110	2137	Life Insurance	3/11/2022	0054	1.58	PRS
110	2137	Life Insurance	3/31/2022	0055	3.98	PRS
110	2137	Life Insurance	3/25/2022	0056	2.86	PRS
110	2137	Life Insurance	3/11/2022	0056	1.20	PRS
110	2137	Life Insurance	3/31/2022	0058	2.66	PRS
110	2137	Life Insurance	3/25/2022	0058	4.50	PRS
110	2137	Life Insurance	3/11/2022	0059	0.80	PRS
110	2137	Life Insurance	3/31/2022	0062	3.87	PRS
110	2137	Life Insurance	3/25/2022	0062	4.16	PRS
110	2137	Life Insurance	3/11/2022	0063	1.17	PRS
110	2137	Life Insurance	3/25/2022	0064	4.28	PRS
110	2137	Life Insurance	3/31/2022	0064	3.98	PRS
110	2137	Life Insurance	3/11/2022	0065	1.20	PRS
110	2137	Life Insurance	3/25/2022	0065	5.62	PRS
110	2137	Life Insurance	3/31/2022	0065	5.23	PRS
110	2137	Life Insurance	3/31/2022	0066	4.30	PRS
110	2137	Life Insurance	3/25/2022	0066	4.62	PRS
110	2137	Life Insurance	3/11/2022	0066	1.58	PRS
110	2137	Life Insurance	3/11/2022	0067	1.29	PRS
110	2137	Life Insurance	3/25/2022	0071	5.62	PRS
110	2137	Life Insurance	3/31/2022	0071	5.23	PRS
110	2137	Life Insurance	3/25/2022	0072	5.29	PRS
110	2137	Life Insurance	3/31/2022	0072	4.92	PRS
110	2137	Life Insurance	3/11/2022	0072	1.57	PRS
110	2137	Life Insurance	3/11/2022	0073	1.48	PRS
110	2137	Life Insurance	3/31/2022	0074	5.13	PRS
110	2137	Life Insurance	3/25/2022	0075	5.52	PRS
110	2137	Life Insurance	3/11/2022	0076	1.54	PRS
110	2137	Life Insurance	3/31/2022	0079	5.23	PRS
110	2137	Life Insurance	3/25/2022	0081	5.62	PRS
110	2137	Life Insurance	3/11/2022	0081	1.58	PRS
110	2137	Life Insurance	3/31/2022	0083	5.23	PRS
110	2137	Life Insurance	3/25/2022	0085	5.62	PRS
110	2137	Life Insurance	3/11/2022	0086	1.58	PRS
110	2137	Life Insurance	3/31/2022	0090	4.30	PRS
110	2137	Life Insurance	3/25/2022	0092	4.62	PRS

110	2137	Life Insurance	3/31/2022	0093	4.39	PRS
110	2137	Life Insurance	3/11/2022	0093	1.29	PRS
110	2137	Life Insurance	3/31/2022	0094	5.02	PRS
110	2137	Life Insurance	3/31/2022	0095	5.23	PRS
110	2137	Life Insurance	3/25/2022	0095	4.72	PRS
110	2137	Life Insurance	3/31/2022	0096	5.23	PRS
110	2137	Life Insurance	3/25/2022	0096	5.40	PRS
110	2137	Life Insurance	3/11/2022	0096	1.32	PRS
110	2137	Life Insurance	3/11/2022	0097	1.51	PRS
110	2137	Life Insurance	3/25/2022	0097	5.62	PRS
110	2137	Life Insurance	3/25/2022	0098	5.62	PRS
110	2137	Life Insurance	3/11/2022	0098	1.58	PRS
110	2137	Life Insurance	3/31/2022	0098	4.82	PRS
110	2137	Life Insurance	3/31/2022	0099	5.23	PRS
110	2137	Life Insurance	3/11/2022	0100	1.58	PRS
110	2137	Life Insurance	3/25/2022	0100	5.18	PRS
110	2137	Life Insurance	3/25/2022	0101	5.62	PRS
110	2137	Life Insurance	3/31/2022	0101	4.19	PRS
110	2137	Life Insurance	3/11/2022	0102	1.45	PRS
110	2137	Life Insurance	3/11/2022	0103	1.58	PRS
110	2137	Life Insurance	3/25/2022	0104	4.50	PRS
110	2137	Life Insurance	3/31/2022	0106	5.23	PRS
110	2137	Life Insurance	3/11/2022	0106	1.26	PRS
110	2137	Life Insurance	3/25/2022	0107	5.62	PRS
110	2137	Life Insurance	3/31/2022	0109	3.46	PRS
110	2137	Life Insurance	3/11/2022	0110	1.58	PRS
110	2137	Life Insurance	3/25/2022	0111	3.72	PRS
110	2137	Life Insurance	3/31/2022	0112	3.46	PRS
110	2137	Life Insurance	3/11/2022	0113	1.04	PRS
110	2137	Life Insurance	3/25/2022	0114	3.72	PRS
110	2137	Life Insurance	3/11/2022	0116	1.04	PRS
110	2137	Life Insurance	3/31/2022	0117	4.39	PRS
110	2137	Life Insurance	3/31/2022	0118	4.39	PRS
110	2137	Life Insurance	3/25/2022	0119	4.72	PRS
110	2137	Life Insurance	3/25/2022	0120	4.72	PRS
110	2137	Life Insurance	3/31/2022	0120	3.77	PRS
110	2137	Life Insurance	3/11/2022	0121	1.32	PRS
110	2137	Life Insurance	3/31/2022	0121	3.87	PRS
110	2137	Life Insurance	3/11/2022	0122	1.32	PRS
110	2137	Life Insurance	3/25/2022	0122	4.05	PRS
110	2137	Life Insurance	3/31/2022	0122	5.23	PRS
110	2137	Life Insurance	3/31/2022	0123	5.23	PRS
110	2137	Life Insurance	3/25/2022	0123	4.16	PRS
110	2137	Life Insurance	3/31/2022	0124	2.59	PRS
110	2137	Life Insurance	3/25/2022	0124	5.62	PRS
110	2137	Life Insurance	3/25/2022	0125	5.62	PRS
110	2137	Life Insurance	3/11/2022	0125	1.13	PRS
110	2137	Life Insurance	3/11/2022	0126	1.16	PRS
110	2137	Life Insurance	3/25/2022	0126	2.78	PRS
110	2137	Life Insurance	3/11/2022	0127	1.58	PRS

110			2137	Life Insurance	3/11/2022	0128				1.58	PRS
110			2137	Life Insurance	3/11/2022	0129				0.78	PRS
110			2137	Life Insurance	3/31/2022	0134				5.23	PRS
110			2137	Life Insurance	3/31/2022	0136				3.25	PRS
110			2137	Life Insurance	3/31/2022	0137				3.66	PRS
110			2137	Life Insurance	3/31/2022	0138				5.23	PRS
110			2137	Life Insurance	3/25/2022	0138				5.62	PRS
110			2137	Life Insurance	3/31/2022	0140				5.23	PRS
110			2137	Life Insurance	3/25/2022	0140				3.49	PRS
110			2137	Life Insurance	3/11/2022	0140				1.58	PRS
110			2137	Life Insurance	3/25/2022	0141				3.94	PRS
110			2137	Life Insurance	3/11/2022	0142				0.98	PRS
110			2137	Life Insurance	3/25/2022	0143				5.62	PRS
110			2137	Life Insurance	3/11/2022	0143				1.10	PRS
110			2137	Life Insurance	3/25/2022	0145				5.62	PRS
110			2137	Life Insurance	3/11/2022	0145				1.58	PRS
110			2137	Life Insurance	3/25/2022	0146				4.72	PRS
110			2137	Life Insurance	3/11/2022	0147				1.58	PRS
110			2137	Life Insurance	3/31/2022	0151				5.23	PRS
110			2137	Life Insurance	3/31/2022	0152				4.39	PRS
110			2137	Life Insurance	3/31/2022	0156				5.02	PRS
110			2137	Life Insurance	3/31/2022	0157				3.77	PRS
110			2137	Life Insurance	3/31/2022	0158				4.72	PRS
110			2137	Life Insurance	3/11/2022	0159				1.58	PRS
110			2137	Life Insurance	3/25/2022	0159				5.62	PRS
110			2137	Life Insurance	3/11/2022	0160				1.32	PRS
110			2137	Life Insurance	3/25/2022	0160				4.72	PRS
110			2137	Life Insurance	3/25/2022	0163				5.40	PRS
110			2137	Life Insurance	3/11/2022	0164				1.51	PRS
110			2137	Life Insurance	3/25/2022	0164				4.05	PRS
110			2137	Life Insurance	3/25/2022	0165				5.07	PRS
110			2137	Life Insurance	3/11/2022	0165				1.13	PRS
110			2137	Life Insurance	3/11/2022	0166				1.42	PRS
110			2137	Life Insurance	3/11/2022	118841				1.26	PRS
110			2137	Life Insurance	3/11/2022	118842				1.61	PRS
110			2137	Life Insurance	3/25/2022	118844				5.75	PRS
110			2137	Life Insurance	3/31/2022	118848				4.39	PRS
110			2137	Life Insurance	3/31/2022	118849				4.19	PRS
110			2137	Life Insurance	3/31/2022	118851				5.23	PRS
110			2137	Life Insurance	3/31/2022	118852				4.30	PRS
110	250	1000	5202	Lodging	3/31/2022	001		CLARION HOTELS LGIT training - Aquatics	754.90		JV
110	250	1000	5203	Lodging Tax	3/31/2022	001		CLARION HOTELS LGIT training - Aquatics	97.39		JV
620			1117	LOGIC Bond Projects F	3/31/2022	001		CRF Investment Interest - MAR 2022	180.81		JV
610			1113	LOGIC DA IS Tax	3/1/2022	TAX RECEIPT0:	WILLIAMSON COUNTY TAX OFFI	MAR 22 TAX RECEIPTS	0.92		CR
610			1113	LOGIC DA IS Tax	3/1/2022	TAX RECEIPT0:	WILLIAMSON COUNTY TAX OFFI	MAR 22 TAX RECEIPTS			CR
610			1113	LOGIC DA IS Tax	3/1/2022	TAX RECEIPT0:	WILLIAMSON COUNTY TAX OFFI	MAR 22 TAX RECEIPTS	703.32		CR
610			1113	LOGIC DA IS Tax	3/1/2022	TAX RECEIPT0:	WILLIAMSON COUNTY TAX OFFI	MAR 22 TAX RECEIPTS			CR
610			1113	LOGIC DA IS Tax	3/1/2022	TAX RECEIPT0:	WILLIAMSON COUNTY TAX OFFI	MAR 22 TAX RECEIPTS	842.12		CR
610			1113	LOGIC DA IS Tax	3/1/2022	TAX RECEIPT0:	WILLIAMSON COUNTY TAX OFFI	MAR 22 TAX RECEIPTS	58.69		CR
610			1113	LOGIC DA IS Tax	3/1/2022	TAX RECEIPT0:	WILLIAMSON COUNTY TAX OFFI	MAR 22 TAX RECEIPTS	837.93		CR

610			1113	LOGIC DA IS Tax	3/1/2022	TAX RECEIPT0:	WILLIAMSON COUNTY TAX OFFI	MAR 22 TAX RECEIPTS	262.77		CR
610			1113	LOGIC DA IS Tax	3/1/2022	TAX RECEIPT0:	WILLIAMSON COUNTY TAX OFFI	MAR 22 TAX RECEIPTS			CR
610			1113	LOGIC DA IS Tax	3/1/2022	TAX RECEIPT0:	WILLIAMSON COUNTY TAX OFFI	MAR 22 TAX RECEIPTS	155.08		CR
610			1113	LOGIC DA IS Tax	3/1/2022	TAX RECEIPT0:	WILLIAMSON COUNTY TAX OFFI	MAR 22 TAX RECEIPTS	1,007.67		CR
610			1113	LOGIC DA IS Tax	3/1/2022	TAX RECEIPT0:	WILLIAMSON COUNTY TAX OFFI	MAR 22 TAX RECEIPTS			CR
610			1113	LOGIC DA IS Tax	3/1/2022	TAX RECEIPT0:	WILLIAMSON COUNTY TAX OFFI	MAR 22 TAX RECEIPTS			CR
610			1113	LOGIC DA IS Tax	3/1/2022	TAX RECEIPT0:	WILLIAMSON COUNTY TAX OFFI	MAR 22 TAX RECEIPTS	190.19		CR
610			1113	LOGIC DA IS Tax	3/1/2022	TAX RECEIPT0:	WILLIAMSON COUNTY TAX OFFI	MAR 22 TAX RECEIPTS	132.98		CR
610			1113	LOGIC DA IS Tax	3/1/2022	TAX RECEIPT0:	WILLIAMSON COUNTY TAX OFFI	MAR 22 TAX RECEIPTS			CR
610			1113	LOGIC DA IS Tax	3/1/2022	TAX RECEIPT0:	WILLIAMSON COUNTY TAX OFFI	MAR 22 TAX RECEIPTS			CR
610			1113	LOGIC DA IS Tax	3/1/2022	TAX RECEIPT0:	WILLIAMSON COUNTY TAX OFFI	MAR 22 TAX RECEIPTS			CR
610			1113	LOGIC DA IS Tax	3/1/2022	TAX RECEIPT0:	WILLIAMSON COUNTY TAX OFFI	MAR 22 TAX RECEIPTS			CR
610			1113	LOGIC DA IS Tax	3/1/2022	TAX RECEIPT0:	WILLIAMSON COUNTY TAX OFFI	MAR 22 TAX RECEIPTS	503.30		CR
610			1113	LOGIC DA IS Tax	3/1/2022	TAX RECEIPT0:	WILLIAMSON COUNTY TAX OFFI	MAR 22 TAX RECEIPTS	310.49		CR
610			1113	LOGIC DA IS Tax	3/1/2022	TAX RECEIPT0:	WILLIAMSON COUNTY TAX OFFI	MAR 22 TAX RECEIPTS	202.96		CR
610			1113	LOGIC DA IS Tax	3/1/2022	TAX RECEIPT0:	WILLIAMSON COUNTY TAX OFFI	MAR 22 TAX RECEIPTS	174.75		CR
610			1113	LOGIC DA IS Tax	3/31/2022	001		DA Investment Interest - MAR 2022	317.11		JV
610			1106	Logic Fund - I&S	3/1/2022	TAX RECEIPT0:	WILLIAMSON COUNTY TAX OFFI	MAR 22 TAX RECEIPTS	8,555.65		CR
610			1106	Logic Fund - I&S	3/1/2022	TAX RECEIPT0:	WILLIAMSON COUNTY TAX OFFI	MAR 22 TAX RECEIPTS	2,820.97		CR
610			1106	Logic Fund - I&S	3/1/2022	TAX RECEIPT0:	WILLIAMSON COUNTY TAX OFFI	MAR 22 TAX RECEIPTS	9,506.34		CR
610			1106	Logic Fund - I&S	3/1/2022	TAX RECEIPT0:	WILLIAMSON COUNTY TAX OFFI	MAR 22 TAX RECEIPTS	5,400.13		CR
610			1106	Logic Fund - I&S	3/1/2022	TAX RECEIPT0:	WILLIAMSON COUNTY TAX OFFI	MAR 22 TAX RECEIPTS	2,724.96		CR
610			1106	Logic Fund - I&S	3/1/2022	TAX RECEIPT0:	WILLIAMSON COUNTY TAX OFFI	MAR 22 TAX RECEIPTS	3,215.46		CR
610			1106	Logic Fund - I&S	3/1/2022	TAX RECEIPT0:	WILLIAMSON COUNTY TAX OFFI	MAR 22 TAX RECEIPTS	7,040.50		CR
610			1106	Logic Fund - I&S	3/1/2022	TAX RECEIPT0:	WILLIAMSON COUNTY TAX OFFI	MAR 22 TAX RECEIPTS	2,485.04		CR
610			1106	Logic Fund - I&S	3/1/2022	TAX RECEIPT0:	WILLIAMSON COUNTY TAX OFFI	MAR 22 TAX RECEIPTS	1,607.73		CR
610			1106	Logic Fund - I&S	3/1/2022	TAX RECEIPT0:	WILLIAMSON COUNTY TAX OFFI	MAR 22 TAX RECEIPTS	1,132.23		CR
610			1106	Logic Fund - I&S	3/1/2022	TAX RECEIPT0:	WILLIAMSON COUNTY TAX OFFI	MAR 22 TAX RECEIPTS	3,267.40		CR
610			1106	Logic Fund - I&S	3/1/2022	TAX RECEIPT0:	WILLIAMSON COUNTY TAX OFFI	MAR 22 TAX RECEIPTS		299.03	CR
610			1106	Logic Fund - I&S	3/1/2022	TAX RECEIPT0:	WILLIAMSON COUNTY TAX OFFI	MAR 22 TAX RECEIPTS	1,783.13		CR
610			1106	Logic Fund - I&S	3/1/2022	TAX RECEIPT0:	WILLIAMSON COUNTY TAX OFFI	MAR 22 TAX RECEIPTS	1,629.90		CR
610			1106	Logic Fund - I&S	3/1/2022	TAX RECEIPT0:	WILLIAMSON COUNTY TAX OFFI	MAR 22 TAX RECEIPTS	3,809.56		CR
610			1106	Logic Fund - I&S	3/1/2022	TAX RECEIPT0:	WILLIAMSON COUNTY TAX OFFI	MAR 22 TAX RECEIPTS	530.36		CR
610			1106	Logic Fund - I&S	3/1/2022	TAX RECEIPT0:	WILLIAMSON COUNTY TAX OFFI	MAR 22 TAX RECEIPTS	7,665.85		CR
610			1106	Logic Fund - I&S	3/1/2022	TAX RECEIPT0:	WILLIAMSON COUNTY TAX OFFI	MAR 22 TAX RECEIPTS	2,263.56		CR
610			1106	Logic Fund - I&S	3/1/2022	TAX RECEIPT0:	WILLIAMSON COUNTY TAX OFFI	MAR 22 TAX RECEIPTS	564.88		CR
610			1106	Logic Fund - I&S	3/1/2022	TAX RECEIPT0:	WILLIAMSON COUNTY TAX OFFI	MAR 22 TAX RECEIPTS	8,168.87		CR
610			1106	Logic Fund - I&S	3/1/2022	TAX RECEIPT0:	WILLIAMSON COUNTY TAX OFFI	MAR 22 TAX RECEIPTS	4,887.67		CR
610			1106	Logic Fund - I&S	3/1/2022	TAX RECEIPT0:	WILLIAMSON COUNTY TAX OFFI	MAR 22 TAX RECEIPTS	3,766.29		CR
610			1106	Logic Fund - I&S	3/1/2022	TAX RECEIPT0:	WILLIAMSON COUNTY TAX OFFI	MAR 22 TAX RECEIPTS	8,935.84		CR
610			1106	Logic Fund - I&S	3/31/2022	001		I&S Investment Interest - MAR 2022	1,312.13		JV
110			1115	Logic General Fund	3/31/2022	001		OM Investment Interest - MAR 2022	2,709.05		JV
110			1115	Logic General Fund	3/14/2022	001		Operating Funds Transfer		400,000.00	JV
610			1109	Logic Investment Clea	3/31/2022	001		I&S Investment Interest - MAR 2022	10.96		JV
610			1109	Logic Investment Clea	3/14/2022	001		GF - Interest - FHLB (3130ALJ70)	3,989.00		JV
110			1105	Logic Investments - De	3/31/2022	001		OM Investment Interest - MAR 2022	139.92		JV
110			1107	Logic Parks	3/31/2022	001		BPF Investment Interest - MAR 2022	179.83		JV
620			1116	Logic Regional WW CR	3/31/2022	001		CRF Investment Interest - MAR 2022	325.07		JV
110	130	1000	6070	Maintenance Contract	3/31/2022	IV12645	IVR TECHNOLOGY GROUP, INC.	MONTHLY SYSTEM PHONE HOSTING-	114.52		API
110	145	1000	6070	Maintenance Contract	3/16/2022	1050-1000124	ABILA INC.	MIP Encumbrance Module for Purchasing	153.46		API

110	145	1000	6070	Maintenance Contract	3/9/2022	2022-053	MICROIX, INC.	Workflow Requistion Module, (4)	3,935.25	API
110	275	1000	6070	Maintenance Contract	3/1/2022	57195	ECO SYSTEMS LANDSCAPE SERV	March 2022 Monthly Landscaping	37,708.01	API
110	275	1500	6070	Maintenance Contract	3/31/2022	4246	MEAN GREEN CARPET CLEANIN(	DEEP CLEAN POOLS & PARKS	1,450.00	API
110	400	1000	6070	Maintenance Contract	3/1/2022	016087	BRYCOMM, LLC	Feb 2022 Comm Center Alarm Monitoring	40.00	API
110	400	1000	6070	Maintenance Contract	3/1/2022	016759	BRYCOMM, LLC	Mar. 2022 Comm Center Alarm	40.00	API
110	400	1000	6070	Maintenance Contract	3/1/2022	305223	BUG MASTER EXTERMINATING,	Pest Prevention BCWF	135.00	API
110	400	1000	6070	Maintenance Contract	3/1/2022	305768	BUG MASTER EXTERMINATING,	CC Pest Control	325.00	API
110	400	1000	6070	Maintenance Contract	3/1/2022	305769	BUG MASTER EXTERMINATING,	CC PEST CONTROL	75.00	API
110	400	1000	6070	Maintenance Contract	3/14/2022	310510	BUG MASTER EXTERMINATING,	Pest Prevention- BCWF	135.00	API
110	400	1000	6070	Maintenance Contract	3/1/2022	312092	FIRE & LIFE SAFETY AMERICA, IN	Fire Alarm Monitoring Jan 22- BCCC &	58.95	API
110	400	1000	6070	Maintenance Contract	3/1/2022	312094	FIRE & LIFE SAFETY AMERICA, IN	Fire Alarm Monitoring Jan 22 Maint Yard	33.33	API
110	400	1000	6070	Maintenance Contract	3/14/2022	4112408175	CINTAS CORPORATION #86	Ultra Cleaning- Locker Rooms	369.24	API
110	400	1000	6070	Maintenance Contract	3/17/2022	6386	TEXAS WINDOW CLEANING	INSIDE & OUTSIDE CLEANING OF CC	615.00	API
110	400	1000	6070	Maintenance Contract	3/1/2022	79389	CAPITOL CITY JANITORIAL, INC.	MONTHLY JANITORIAL-16318 GREAT	4,525.96	API
110	400	1000	6070	Maintenance Contract	3/15/2022	AUSINV01669	JOE W. FLY COMPANY	2 Month Replacement of Air Filters- BCCC	410.00	API
110	450	2101	6070	Maintenance Contract	3/1/2022	306773	BUG MASTER EXTERMINATING,	PEST PREVENTION-SENDERO SPRINGS	49.00	API
110	450	2102	6070	Maintenance Contract	3/1/2022	306773	BUG MASTER EXTERMINATING,	PEST PREVENTION-CATHOLLOW POOL	49.00	API
110	450	2103	6070	Maintenance Contract	3/1/2022	306773	BUG MASTER EXTERMINATING,	PEST PREVENTION-CREEKSIDE POOL	49.00	API
110	450	2104	6070	Maintenance Contract	3/1/2022	306773	BUG MASTER EXTERMINATING,	PEST PREVENTION-HH POOL	49.00	API
110	525	1000	6070	Maintenance Contract	3/1/2022	12297	3C INDUSTRIAL, LLC	Quarterly Preventative Maintenance on	1,215.75	API
110	525	1000	6070	Maintenance Contract	3/1/2022	79837	CAPITOL CITY JANITORIAL, INC.	MARCH 2022 - JANITORIAL-WTF	180.00	API
110	540	1000	6070	Maintenance Contract	3/31/2022	202204390	AQUATIC FEATURES, INC	MONTHLY MAINTENANCE ON PONDS-	2,826.33	API
110	250	1000	6135	Major Equipment	3/9/2022	2022-053	MICROIX, INC.	(5) iFace timeclocks- Pools	2,925.00	API
110	300	2150	6135	Major Equipment	3/31/2022	001		AMAZON Vertical Dumbbell Rack - CC	2,071.31	JV
110	120	1000	6115	Materials & Supplies	3/1/2022	3501068264	STAPLES CONTRACT & COMMER	(2) Record Boxes - Records	95.46	API
110	120	1000	6115	Materials & Supplies	3/31/2022	3504300758	STAPLES CONTRACT & COMMER	Markers for Admin Conference Room	5.85	API
110	130	1000	6115	Materials & Supplies	3/1/2022	3501068261	STAPLES CONTRACT & COMMER	Cubicle Slide name plate - CS	6.83	API
110	130	1000	6115	Materials & Supplies	3/31/2022	3504300753	STAPLES CONTRACT & COMMER	Wall Name Plate - CS Area	6.70	API
110	130	1000	6115	Materials & Supplies	3/31/2022	3504300760	STAPLES CONTRACT & COMMER	Money Receipt Book -CS	59.96	API
110	135	1000	6115	Materials & Supplies	3/31/2022	3504300742	STAPLES CONTRACT & COMMER	Wall Sign Holder - New IT Specialist	11.69	API
110	135	1000	6115	Materials & Supplies	3/31/2022	3504300750	STAPLES CONTRACT & COMMER	Wall Name Plate - New IT Specialist	6.70	API
110	145	1000	6115	Materials & Supplies	3/1/2022	3501068249	STAPLES CONTRACT & COMMER	Monitor Stand & Mouse - Accounting	54.77	API
110	145	1000	6115	Materials & Supplies	3/1/2022	3501068277	STAPLES CONTRACT & COMMER	Calculator;Keyboard;Notebooks;Headsets	62.57	API
110	200	5220	6115	Materials & Supplies	3/28/2022	A000158562	AUSTIN WOOD RECYCLING	KS0050 Screened Chocolate Loam per CY	194.40	API
110	200	5306	6115	Materials & Supplies	3/22/2022	916483235	BSN SPORTS	Field Paint for Youth & Adult Leagues	86.48	API
110	200	5306	6115	Materials & Supplies	3/25/2022	916535528	BSN SPORTS	Field Paint for Adult and Youth Leagues	172.96	API
110	200	5334	6115	Materials & Supplies	3/2/2022	202203	ARMIDA MACIAS	Replenish Petty Cash- Disc Golf Donut	29.70	API
110	200	5352	6115	Materials & Supplies	3/22/2022	916483235	BSN SPORTS	Field Paint for Youth & Adult Leagues	86.47	API
110	200	5352	6115	Materials & Supplies	3/25/2022	916535528	BSN SPORTS	Field Paint for Adult and Youth Leagues	172.94	API
110	200	5363	6115	Materials & Supplies	3/22/2022	916483235	BSN SPORTS	Field Paint for Youth & Adult Leagues	86.47	API
110	200	5363	6115	Materials & Supplies	3/25/2022	916535528	BSN SPORTS	Field Paint for Adult and Youth Leagues	172.94	API
110	200	5374	6115	Materials & Supplies	3/22/2022	916483235	BSN SPORTS	Field Paint for Youth & Adult Leagues	86.47	API
110	200	5374	6115	Materials & Supplies	3/25/2022	916535528	BSN SPORTS	Field Paint for Adult and Youth Leagues	172.94	API
110	200	5379	6115	Materials & Supplies	3/22/2022	916483235	BSN SPORTS	Field Paint for Youth & Adult Leagues	86.47	API
110	200	5379	6115	Materials & Supplies	3/25/2022	916535528	BSN SPORTS	Field Paint for Adult and Youth Leagues	172.94	API
110	250	1000	6115	Materials & Supplies	3/31/2022	3504300762	STAPLES CONTRACT & COMMER	Desk Name Plate - Aquatics Sup	6.83	API
110	250	1000	6115	Materials & Supplies	3/16/2022	INV001161221	THE LIFEGUARD STORE, INC	(100) Whistles & Landyards	398.50	API
110	250	5468	6115	Materials & Supplies	3/17/2022	2050458	NEWTON NURSERIES AUSTIN	Girl Scout Flower Planting- Highland	90.00	API
110	275	1000	6115	Materials & Supplies	3/17/2022	048142	LOU'S GLOVES INC	XL NITRILE BLACK GLOVES - PW BLDG	85.50	API
110	275	1000	6115	Materials & Supplies	3/9/2022	2049912	NEWTON NURSERIES AUSTIN	Plants for Rec Center Entrance (Red Side)	99.00	API

110	275	1000	6115	Materials & Supplies	3/30/2022	28222	RED RIVER PRECISION MANUFA	Cover wood ends on compoiste beams	220.16		API
110	275	1000	6115	Materials & Supplies	3/4/2022	328090	AUSTIN LANDSCAPE SUPPLIES	Stock - Road Base - PW Maint Yard	530.06		API
110	275	1000	6115	Materials & Supplies	3/24/2022	328250	AUSTIN LANDSCAPE SUPPLIES	DECOMPOSED GRANITE - Trail Repair	1,047.82		API
110	275	1000	6115	Materials & Supplies	3/31/2022	328304	AUSTIN LANDSCAPE SUPPLIES	Sand for VB courts NP/CH/CC Parks	1,447.48		API
110	275	1000	6115	Materials & Supplies	3/23/2022	472702	DOG WASTE DEPOT	(6000) Dog Waste Bags & (200) Can Liners	530.58		API
110	275	1000	6115	Materials & Supplies	3/21/2022	A000156136	AUSTIN WOOD RECYCLING	Masonry Sand for Sand Volleyball CC	192.93		API
110	275	3001	6115	Materials & Supplies	3/7/2022	INV67232	MOST DEPENDABLE FOUNTAINS	Stock Supplies - Repairs from freeze	1,305.00		API
110	300	1000	6115	Materials & Supplies	3/7/2022	132574A	JANITORS WAREHOUSE	Hand Sanitizer	79.81		API
110	300	1000	6115	Materials & Supplies	3/11/2022	132842	JANITORS WAREHOUSE	Returned Hand Sanitizer		79.81	API
110	300	1000	6115	Materials & Supplies	3/1/2022	3501068235	STAPLES CONTRACT & COMMER	Posterboard; Index cards; stickies -	16.69		API
110	300	1000	6115	Materials & Supplies	3/1/2022	3501068241	STAPLES CONTRACT & COMMER	Metal Letters - Member Services	15.58		API
110	300	1000	6115	Materials & Supplies	3/1/2022	3501068244	STAPLES CONTRACT & COMMER	Gold Foil stickers - Child Play	5.19		API
110	300	1000	6115	Materials & Supplies	3/1/2022	3501068253	STAPLES CONTRACT & COMMER	Handheld Sprayer Kit - Sports/Fitness	195.70		API
110	300	1000	6115	Materials & Supplies	3/1/2022	3501068258	STAPLES CONTRACT & COMMER	Lens Cleaning Cloths - Sports/Fitness	37.50		API
110	300	1000	6115	Materials & Supplies	3/1/2022	3501068281	STAPLES CONTRACT & COMMER	Coffee filters - CC	19.76		API
110	300	1000	6115	Materials & Supplies	3/1/2022	3501068283	STAPLES CONTRACT & COMMER	Markers;Dryerase;eraser;pushpins;crayon	154.23		API
110	300	1000	6115	Materials & Supplies	3/1/2022	3501068288	STAPLES CONTRACT & COMMER	Cork Board - CC Supervisor Office	72.59		API
110	300	1000	6115	Materials & Supplies	3/1/2022	3501068296	STAPLES CONTRACT & COMMER	Binders; Toilet cleaner&brush; cotton	36.23		API
110	300	1000	6115	Materials & Supplies	3/31/2022	3504300715	STAPLES CONTRACT & COMMER	Dust Pan; Broom; First Aid -	59.71		API
110	300	1000	6115	Materials & Supplies	3/31/2022	3504300718	STAPLES CONTRACT & COMMER	First Aid - Sports&Fitness	8.76		API
110	300	1000	6115	Materials & Supplies	3/31/2022	3504300723	STAPLES CONTRACT & COMMER	First Aid - Sports&Fitness	8.76		API
110	300	1000	6115	Materials & Supplies	3/31/2022	3504300727	STAPLES CONTRACT & COMMER	First Aid - Sports&Fitness	8.76		API
110	300	1000	6115	Materials & Supplies	3/31/2022	3504300732	STAPLES CONTRACT & COMMER	Mop Spray - Sports&Fitness	119.93		API
110	300	1000	6115	Materials & Supplies	3/31/2022	3504300767	STAPLES CONTRACT & COMMER	Binder & Laminate Sheets - Member Svc's	83.37		API
110	300	1000	6115	Materials & Supplies	3/31/2022	3504300771	STAPLES CONTRACT & COMMER	First Aid - Member Svc's	52.11		API
110	300	1000	6115	Materials & Supplies	3/31/2022	3504300773	STAPLES CONTRACT & COMMER	Magnetic Whiteboard - Member Svc's	22.49		API
110	300	1000	6115	Materials & Supplies	3/31/2022	3504300775	STAPLES CONTRACT & COMMER	Coffee Creamers - Member Svc's	197.87		API
110	300	1000	6115	Materials & Supplies	3/1/2022	M7222	MCLIFF COFFEE + VENDING	Coffee Supplies	667.57		API
110	300	1000	6115	Materials & Supplies	3/1/2022	M7311	MCLIFF COFFEE + VENDING	Coffee Supplies	721.72		API
110	300	1000	6115	Materials & Supplies	3/1/2022	M7434	MCLIFF COFFEE + VENDING	Coffee Supplies	764.93		API
110	300	1000	6115	Materials & Supplies	3/1/2022	M7466	MCLIFF COFFEE + VENDING	Coffee Supplies	327.98		API
110	300	1000	6115	Materials & Supplies	3/1/2022	M7507	MCLIFF COFFEE + VENDING	Coffee Supplies	822.40		API
110	300	1000	6115	Materials & Supplies	3/1/2022	M7580	MCLIFF COFFEE + VENDING	Coffee Supplies	153.27		API
110	300	1000	6115	Materials & Supplies	3/3/2022	M7611	MCLIFF COFFEE + VENDING	Coffee Supplies	439.77		API
110	300	1000	6115	Materials & Supplies	3/16/2022	M7683	MCLIFF COFFEE + VENDING	Coffee Supplies	412.22		API
110	300	1000	6115	Materials & Supplies	3/23/2022	M7698	MCLIFF COFFEE + VENDING	Coffee Supplies	149.98		API
110	300	1000	6115	Materials & Supplies	3/31/2022	M7757	MCLIFF COFFEE + VENDING	COFFEE SUPPLIES	224.97		API
110	300	2150	6115	Materials & Supplies	3/14/2022	IN0047311	MARATHON FITNESS	(100) Preva Cardio Tokens	205.00		API
110	300	2150	6115	Materials & Supplies	3/8/2022	LERLAR-03082	LARRY LERMA	Weight Room Organization Needs- Home	66.87		API
110	300	5223	6115	Materials & Supplies	3/31/2022	03/01/22-03/3	LINA OMEIS	LEBANESE COOKING CLASSES SUPPLIES	63.55		API
110	300	5224	6115	Materials & Supplies	3/3/2022	715366000-01	ORIENTAL TRADING COMPANY,	Father/Son Event Supplies	23.91		API
110	300	5350	6115	Materials & Supplies	3/10/2022	916347135	BSN SPORTS	Basketballs, Nets & Whistle- BBall Legues	1,227.62		API
110	300	5350	6115	Materials & Supplies	3/15/2022	916398919	BSN SPORTS	Youthg BBall equimpent	134.95		API
110	400	1000	6115	Materials & Supplies	3/3/2022	132574	JANITORS WAREHOUSE	Cleaning Supplies	1,191.13		API
110	400	1000	6115	Materials & Supplies	3/3/2022	132579	JANITORS WAREHOUSE	Towels, Tissues, Garbage Bags,	401.92		API
110	400	1000	6115	Materials & Supplies	3/31/2022	133623	JANITORS WAREHOUSE	45/55 GAL TRASH LINERS-CC	86.27		API
110	400	1000	6115	Materials & Supplies	3/11/2022	5221704-00	FACILITY SOLUTIONS GROUP, IN	Lights for Community Center - Red Lobby	441.28		API
110	400	1000	6115	Materials & Supplies	3/28/2022	5226808-00	FACILITY SOLUTIONS GROUP, IN	Lights BCCC	278.12		API
110	400	1000	6115	Materials & Supplies	3/28/2022	5227005-00	FACILITY SOLUTIONS GROUP, IN	Stock - Lighting	109.44		API
110	400	1000	6115	Materials & Supplies	3/1/2022	8222480189	UNIFIRST HOLDINGS, INC.	FLOOR MATS& CLEANING SUPPLIES	95.96		API

110	400	1000	6115	Materials & Supplies	3/10/2022	8222493695	UNIFIRST HOLDINGS, INC.	FLOOR MATS& CLEANING SUPPLIES	97.40		API
110	400	1000	6115	Materials & Supplies	3/31/2022	T600-147335	COTHRONS SAFE & LOCK CO., IN	DUPLICARE KEYS FOR MYRA AND GEETA	52.50		API
110	400	1000	6115	Materials & Supplies	3/31/2022	t600-147337	COTHRONS SAFE & LOCK CO., IN	Keys for Rental Kitchen-CC	18.00		API
110	450	2101	6115	Materials & Supplies	3/1/2022	132236	JANITORS WAREHOUSE	33 GAL TRASH BAGS FOR POOLS	76.24		API
110	450	2102	6115	Materials & Supplies	3/1/2022	132236	JANITORS WAREHOUSE	33 GAL TRASH BAGS FOR POOLS	76.24		API
110	450	2103	6115	Materials & Supplies	3/1/2022	132236	JANITORS WAREHOUSE	33 GAL TRASH BAGS FOR POOLS	76.24		API
110	450	2104	6115	Materials & Supplies	3/1/2022	132236	JANITORS WAREHOUSE	33 GAL TRASH BAGS FOR POOLS	76.24		API
110	500	1000	6115	Materials & Supplies	3/17/2022	048142	LOU'S GLOVES INC	XL NITRILE BLACK GLOVES - PW BLDG	102.50		API
110	525	1000	6115	Materials & Supplies	3/17/2022	048142	LOU'S GLOVES INC	XL NITRILE BLACK GLOVES - PW BLDG	85.50		API
110	550	1000	6115	Materials & Supplies	3/17/2022	048142	LOU'S GLOVES INC	XL NITRILE BLACK GLOVES - PW BLDG	102.50		API
110	275	1000	6115	Materials & Supplies	3/1/2022	MISC030122	GRAINGER	OVER PAYMENT CK-86486/CR MEMO		1,080.60	CR
110	110	1000	6115	Materials & Supplies	3/31/2022	001		AMAZON Eagle - Top of Flab in Board	22.98		JV
110	110	1000	6115	Materials & Supplies	3/31/2022	001		AMAZON Utility Cart for Board Room	59.99		JV
110	120	1000	6115	Materials & Supplies	3/31/2022	001		TLF*DUFFYS FLOWERS Tax Charged from	6.85		JV
110	120	1000	6115	Materials & Supplies	3/31/2022	001		TLF*DUFFYS FLOWERS Memorial Flowers	76.31		JV
110	120	1000	6115	Materials & Supplies	3/31/2022	001		AMAZON PC Accesrories for Admin Mgr	46.98		JV
110	120	1000	6115	Materials & Supplies	3/31/2022	001		AMAZON (3) Ink Stamp Pads - PO's for	22.50		JV
110	120	1000	6115	Materials & Supplies	3/31/2022	001		AMAZON CREDIT - (1) Returned they		7.50	JV
110	120	1000	6115	Materials & Supplies	3/31/2022	001		AMAZON CREDIT -(2) Returned they		15.00	JV
110	120	1000	6115	Materials & Supplies	3/31/2022	001		AMAZON Aluminum Foil - Admin Staff	26.89		JV
110	120	1000	6115	Materials & Supplies	3/31/2022	001		AMAZON Expo Markers; Mouse &	132.23		JV
110	120	1000	6115	Materials & Supplies	3/31/2022	001		AMAZON Key Cap Covers - Admin Office	7.98		JV
110	120	1000	6115	Materials & Supplies	3/31/2022	001		AMAZON Case CS emergency cell &	20.97		JV
110	130	1000	6115	Materials & Supplies	3/31/2022	001		Amazon Refund - Items Returned -		85.90	JV
110	130	1000	6115	Materials & Supplies	3/31/2022	001		AMAZON Cell case cover - Emergency cell	6.98		JV
110	130	1000	6115	Materials & Supplies	3/31/2022	001		AMAZON CREDIT - Returned Cell Case		6.98	JV
110	130	1000	6115	Materials & Supplies	3/31/2022	001		AMAZON Coat Hooks for CS	38.58		JV
110	130	1000	6115	Materials & Supplies	3/31/2022	001		AMAZON Ipad chager for CS	14.99		JV
110	135	1000	6115	Materials & Supplies	3/31/2022	001		AMAZON (2) Desktop Phones - Sendero &	41.98		JV
110	140	1000	6115	Materials & Supplies	3/31/2022	001		Amazon Allocation - Mar Purchases	117.36		JV
110	200	1000	6115	Materials & Supplies	3/31/2022	001		WAL-MART #4163 Serving Utensils for all	27.70		JV
110	200	1000	6115	Materials & Supplies	3/31/2022	001		LOWES Sendero and North Park / Walk	117.25		JV
110	200	2718	6115	Materials & Supplies	3/31/2022	001		SAMSCLUB.COM Doggy Play Day Race	46.14		JV
110	200	2718	6115	Materials & Supplies	3/31/2022	001		H-E-B #373 Doggy Play Day game	6.26		JV
110	200	2743	6115	Materials & Supplies	3/31/2022	001		OTC BRANDS INC More candy for Egg	189.99		JV
110	200	5232	6115	Materials & Supplies	3/31/2022	001		H-E-B #373 Spring Campout dumpcake	151.68		JV
110	200	5232	6115	Materials & Supplies	3/31/2022	001		SAMSCLUB.COM Spring Campout Meal	346.74		JV
110	200	5232	6115	Materials & Supplies	3/31/2022	001		WAL-MART #4163 Team Thank you	17.94		JV
110	200	5333	6115	Materials & Supplies	3/31/2022	001		H-E-B #373 Color Run Snacks	64.91		JV
110	200	5379	6115	Materials & Supplies	3/31/2022	001		AMAZON Field Paint - CC Park	311.80		JV
110	250	1000	6115	Materials & Supplies	3/31/2022	001		AMERICAN RED CROSS First Aid Supplies	109.57		JV
110	250	5453	6115	Materials & Supplies	3/31/2022	001		SAMSCLUB.COM Splash into Spring snack	82.98		JV
110	250	5453	6115	Materials & Supplies	3/31/2022	001		WAL-MART #4163 Splash into Spring	61.76		JV
110	250	5453	6115	Materials & Supplies	3/31/2022	001		THE HOME DEPOT #0504 splash into	81.60		JV
110	275	1000	6115	Materials & Supplies	3/31/2022	001		DOLLAR TREE Town hall meeting	17.25		JV
110	275	1000	6115	Materials & Supplies	3/31/2022	001		THE HOME DEPOT Paint supplies for park	139.64		JV
110	275	1000	6115	Materials & Supplies	3/31/2022	001		THE HOME DEPOT #6585 Paint and other	9.96		JV
110	275	1000	6115	Materials & Supplies	3/31/2022	001		LOWES #00778 replacement pond pumps	582.00		JV
110	275	1000	6115	Materials & Supplies	3/31/2022	001		LOWES #00778 Parks Walk Through	55.82		JV
110	275	1000	6115	Materials & Supplies	3/31/2022	001		THE HOME DEPOT #6585 PWT	42.98		JV

110	275	2754	6115	Materials & Supplies	3/31/2022	001	GREEN N GROWING March Garden Club	31.46		JV
110	275	2760	6115	Materials & Supplies	3/31/2022	001	DOLLAR TREE seeds for participants	10.00		JV
110	275	2760	6115	Materials & Supplies	3/31/2022	001	LOWES #00778 ; seeds for garden day	11.10		JV
110	275	2760	6115	Materials & Supplies	3/31/2022	001	H-E-B #373 Garden Club	49.45		JV
110	275	2760	6115	Materials & Supplies	3/31/2022	001	DOLLAR TREE Garden day activity	40.00		JV
110	275	2761	6115	Materials & Supplies	3/31/2022	001	H-E-B #373 Green thumbs up march	39.38		JV
110	300	1000	6115	Materials & Supplies	3/31/2022	001	Amazon Refund - Items Returned -		79.98	JV
110	300	1000	6115	Materials & Supplies	3/31/2022	001	SAMSCLUB.COM Member Social- March	181.92		JV
110	300	1000	6115	Materials & Supplies	3/31/2022	001	SAMSCLUB.COM Member Social- March	177.28		JV
110	300	1000	6115	Materials & Supplies	3/31/2022	001	SAMSCLUB.COM Coffee Supplies	282.82		JV
110	300	1000	6115	Materials & Supplies	3/31/2022	001	AMAZON (6) Shower Caddy - BCCC	110.94		JV
110	300	1000	6115	Materials & Supplies	3/31/2022	001	AMAZON Mouse;Flashlight;EXTCord;Chair	158.99		JV
110	300	1000	6115	Materials & Supplies	3/31/2022	001	AMAZON Sponges; Master Locks - BCCC	28.05		JV
110	300	1000	6115	Materials & Supplies	3/31/2022	001	AMAZON Member Services & Child play	181.77		JV
110	300	1000	6115	Materials & Supplies	3/31/2022	001	AMAZON Towel Hooks - Locker Rooms CC	25.78		JV
110	300	1000	6115	Materials & Supplies	3/31/2022	001	AMAZON Key Organizer personal trainer	65.13		JV
110	300	1000	6115	Materials & Supplies	3/31/2022	001	Amazon Allocation - Mar Purchases	314.69		JV
110	300	1000	6115	Materials & Supplies	3/31/2022	001	AMAZON CREDIT - Returned Flag Topper		19.98	JV
110	300	1000	6115	Materials & Supplies	3/31/2022	001	AMAZON Hooks; Wet Floor; Magnetic	145.85		JV
110	300	1000	6115	Materials & Supplies	3/31/2022	001	AMAZON (4) Floor Mats - CC by water	151.96		JV
110	300	1000	6115	Materials & Supplies	3/31/2022	001	AMAZON Sports & Fitness; Member	277.70		JV
110	300	1000	6115	Materials & Supplies	3/31/2022	001	AMAZON Holiday Suction Cup Hooks - CC	11.99		JV
110	300	1000	6115	Materials & Supplies	3/31/2022	001	AMAZON Monitor stand; wireless mouse;	68.32		JV
110	300	1000	6115	Materials & Supplies	3/31/2022	001	AMZN MKTP US Flags for Flag Poles	61.15		JV
110	300	1000	6115	Materials & Supplies	3/31/2022	1	CC Kitchen Supplies		721.14	JV
110	300	1000	6115	Materials & Supplies	3/31/2022	1	Mini-Moos Creamers - Concierge		63.04	JV
110	300	1000	6115	Materials & Supplies	3/31/2022	1	Mini Moos - CC coffee supplies		158.64	JV
110	300	1000	6115	Materials & Supplies	3/31/2022	1	Coffee Supplies		667.57	JV
110	300	1000	6115	Materials & Supplies	3/31/2022	1	Coffee Supplies		721.72	JV
110	300	1000	6115	Materials & Supplies	3/31/2022	1	Coffee Supplies		764.93	JV
110	300	1000	6115	Materials & Supplies	3/31/2022	1	Coffee Supplies		327.98	JV
110	300	1000	6115	Materials & Supplies	3/31/2022	1	Coffee Supplies		822.40	JV
110	300	1000	6115	Materials & Supplies	3/31/2022	1	Coffee Supplies		153.27	JV
110	300	1000	6115	Materials & Supplies	3/31/2022	1	Coffee filters - CC		19.76	JV
110	300	1000	6115	Materials & Supplies	3/31/2022	1	Coffee Creamer - Concierge		77.00	JV
110	300	1000	6115	Materials & Supplies	3/31/2022	1	Coffee Creamer - Concierge		78.00	JV
110	300	1000	6115	Materials & Supplies	3/31/2022	1	COFFEE SUPPLIES		363.03	JV
110	300	1000	6115	Materials & Supplies	3/31/2022	1	COFFEE SUPPLIES		28.00	JV
110	300	1000	6115	Materials & Supplies	3/31/2022	1	COFFEE SUPPLIES		565.26	JV
110	300	1000	6115	Materials & Supplies	3/31/2022	1	COFFEE SUPPLIES		224.97	JV
110	300	1000	6115	Materials & Supplies	3/31/2022	1	COFFEE SUPPLIES		199.19	JV
110	300	1000	6115	Materials & Supplies	3/31/2022	1	Coffee & Creamers - Concierge		627.77	JV
110	300	1000	6115	Materials & Supplies	3/31/2022	1	Polar Express Movie - Child Play		6.00	JV
110	300	1000	6115	Materials & Supplies	3/31/2022	1	SAMSCLUB Member Social		401.69	JV
110	300	1000	6115	Materials & Supplies	3/31/2022	1	HOLIDAY DECOR REIMBURSEMENT		35.96	JV
110	300	1000	6115	Materials & Supplies	3/31/2022	1	HOLIDAY DECOR REIMBURSEMENT	35.96		JV
110	300	1000	6115	Materials & Supplies	3/31/2022	1	Concierge; Member Social; Child Play;		705.53	JV
110	300	1000	6115	Materials & Supplies	3/31/2022	1	SAMSCLUB November Member Social		397.39	JV
110	300	1000	6115	Materials & Supplies	3/31/2022	1	Thanksgivign Decor - CC Concierge		21.86	JV
110	300	1000	6115	Materials & Supplies	3/31/2022	1	Thanksgiving Decor; Member Social;		193.91	JV

110	300	1000	6115	Materials & Supplies	3/31/2022	1	Tree Decor - CC xmas lobby decor		16.89	JV
110	300	1000	6115	Materials & Supplies	3/31/2022	1	Life size cardboard cut out - CC xmas		44.95	JV
110	300	1000	6115	Materials & Supplies	3/31/2022	1	wall stickers - CC xmas lobby decor		59.80	JV
110	300	1000	6115	Materials & Supplies	3/31/2022	1	Cardboard Fireplace decor - CC xmas		50.00	JV
110	300	1000	6115	Materials & Supplies	3/31/2022	1	SAMSCLUB Member Social Snacks-		290.58	JV
110	300	1000	6115	Materials & Supplies	3/31/2022	1	LOWES Christmas Lights		149.90	JV
110	300	1000	6115	Materials & Supplies	3/31/2022	1	Valentine Days Party Favors - CC		27.96	JV
110	300	1000	6115	Materials & Supplies	3/31/2022	1	Valentine Days Party Favors - CC		54.99	JV
110	300	1000	6115	Materials & Supplies	3/31/2022	1	Valentine Days Party Favors - CC		327.27	JV
110	300	1000	6115	Materials & Supplies	3/31/2022	1	Easter Decorations; Member Social;		483.82	JV
110	300	1000	6115	Materials & Supplies	3/31/2022	1	2022 Xmas Decor - CC		199.95	JV
110	300	1000	6115	Materials & Supplies	3/31/2022	1	Member Social Supplies		96.30	JV
110	300	1000	6115	Materials & Supplies	3/31/2022	1	Inflatable Easter Bunny - Easter Decor CC		59.99	JV
110	300	1000	6115	Materials & Supplies	3/31/2022	1	Happy Easter Bunny Airblown Inflatable -		54.16	JV
110	300	1000	6115	Materials & Supplies	3/31/2022	1	(2) Plastic Bright Colored Buckets -		41.74	JV
110	300	1000	6115	Materials & Supplies	3/31/2022	1	2022 Xmas Decor - CC		5.19	JV
110	300	1000	6115	Materials & Supplies	3/31/2022	1	SAMSCLUB February Member Social		406.04	JV
110	300	1000	6115	Materials & Supplies	3/31/2022	1	SAMSCLUB Member Social February		199.74	JV
110	300	1000	6115	Materials & Supplies	3/31/2022	1	AMAZON Member Social - Storage &		417.85	JV
110	300	1000	6115	Materials & Supplies	3/31/2022	1	#REF!		338.82	JV
110	300	1000	6115	Materials & Supplies	3/31/2022	1	GYM WIPES		744.66	JV
110	300	1000	6115	Materials & Supplies	3/31/2022	1	FALL YOUTH LEAQUE EQUIPMENT		45.87	JV
110	300	1000	6115	Materials & Supplies	3/31/2022	1	COFFEE SUPPLIES		80.15	JV
110	300	1000	6115	Materials & Supplies	3/31/2022	1	COFFEE SUPPLIES		1,015.31	JV
110	300	1000	6115	Materials & Supplies	3/31/2022	1	COFFEE SUPPLIES		412.77	JV
110	300	1125	6115	Materials & Supplies	3/31/2022	1	CC Kitchen Supplies	721.14		JV
110	300	2150	6115	Materials & Supplies	3/31/2022	001	AMAZON (2) AeroMat - Weight Room	345.04		JV
110	300	2150	6115	Materials & Supplies	3/31/2022	001	AMAZON Yoga Mat Holder; dumbells -	97.65		JV
110	300	2150	6115	Materials & Supplies	3/31/2022	001	AMAZON Gym Band - Sports&Fitness	24.99		JV
110	300	2150	6115	Materials & Supplies	3/31/2022	1	FALL YOUTH LEAQUE EQUIPMENT	45.87		JV
110	300	2150	6115	Materials & Supplies	3/31/2022	1	GYM WIPES	744.66		JV
110	300	2155	6115	Materials & Supplies	3/31/2022	1	SAMSCLUB Member Social Supplies-	338.82		JV
110	300	2155	6115	Materials & Supplies	3/31/2022	1	SAMSCLUB February Member Social	406.04		JV
110	300	2155	6115	Materials & Supplies	3/31/2022	1	SAMSCLUB Member Social February	199.74		JV
110	300	2155	6115	Materials & Supplies	3/31/2022	1	AMAZON Member Social - Storage &	417.85		JV
110	300	2155	6115	Materials & Supplies	3/31/2022	1	Easter Decorations; Member Social;	483.82		JV
110	300	2155	6115	Materials & Supplies	3/31/2022	1	2022 Xmas Decor - CC	199.95		JV
110	300	2155	6115	Materials & Supplies	3/31/2022	1	Member Social Supplies	96.30		JV
110	300	2155	6115	Materials & Supplies	3/31/2022	1	Inflatable Easter Bunny - Easter Decor CC	59.99		JV
110	300	2155	6115	Materials & Supplies	3/31/2022	1	Happy Easter Bunny Airblown Inflatable -	54.16		JV
110	300	2155	6115	Materials & Supplies	3/31/2022	1	(2) Plastic Bright Colored Buckets -	41.74		JV
110	300	2155	6115	Materials & Supplies	3/31/2022	1	2022 Xmas Decor - CC	5.19		JV
110	300	2155	6115	Materials & Supplies	3/31/2022	1	Valentine Days Party Favors - CC	27.96		JV
110	300	2155	6115	Materials & Supplies	3/31/2022	1	Valentine Days Party Favors - CC	54.99		JV
110	300	2155	6115	Materials & Supplies	3/31/2022	1	SAMSCLUB Member Social Supplies-	327.27		JV
110	300	2155	6115	Materials & Supplies	3/31/2022	1	SAMSCLUB Member Social Snacks-	290.58		JV
110	300	2155	6115	Materials & Supplies	3/31/2022	1	LOWES Christmas Lights	149.90		JV
110	300	2155	6115	Materials & Supplies	3/31/2022	1	Thanksgivign Decor - CC Concierge	21.86		JV
110	300	2155	6115	Materials & Supplies	3/31/2022	1	Thanksgiving Decor; Member Social;	193.91		JV
110	300	2155	6115	Materials & Supplies	3/31/2022	1	Tree Decor - CC xmas lobby decor	16.89		JV

110	300	2155	6115	Materials & Supplies	3/31/2022	1	Life size cardboard cut out - CC xmas	44.95	JV
110	300	2155	6115	Materials & Supplies	3/31/2022	1	wall stickers - CC xmas lobby decor	59.80	JV
110	300	2155	6115	Materials & Supplies	3/31/2022	1	Cardboard Fireplace decor - CC xmas	50.00	JV
110	300	2155	6115	Materials & Supplies	3/31/2022	1	Concierge; Member Social; Child Play;	705.53	JV
110	300	2155	6115	Materials & Supplies	3/31/2022	1	SAMSCLUB November Member Social	397.39	JV
110	300	2155	6115	Materials & Supplies	3/31/2022	1	SAMSCLUB Member Social	401.69	JV
110	300	2160	6115	Materials & Supplies	3/31/2022	1	COFFEE SUPPLIES	80.15	JV
110	300	2160	6115	Materials & Supplies	3/31/2022	1	COFFEE SUPPLIES	412.77	JV
110	300	2160	6115	Materials & Supplies	3/31/2022	1	COFFEE SUPPLIES	1,015.31	JV
110	300	2160	6115	Materials & Supplies	3/31/2022	1	Mini Moos - CC coffee supplies	158.64	JV
110	300	2160	6115	Materials & Supplies	3/31/2022	1	Mini-Moos Creamers - Concierge	63.04	JV
110	300	2160	6115	Materials & Supplies	3/31/2022	1	Coffee Supplies	667.57	JV
110	300	2160	6115	Materials & Supplies	3/31/2022	1	Coffee Supplies	721.72	JV
110	300	2160	6115	Materials & Supplies	3/31/2022	1	Coffee Supplies	764.93	JV
110	300	2160	6115	Materials & Supplies	3/31/2022	1	Coffee Supplies	327.98	JV
110	300	2160	6115	Materials & Supplies	3/31/2022	1	Coffee Supplies	822.40	JV
110	300	2160	6115	Materials & Supplies	3/31/2022	1	Coffee Supplies	153.27	JV
110	300	2160	6115	Materials & Supplies	3/31/2022	1	Coffee filters - CC	19.76	JV
110	300	2160	6115	Materials & Supplies	3/31/2022	1	Coffee & Creamers - Concierge	627.77	JV
110	300	2160	6115	Materials & Supplies	3/31/2022	1	COFFEE SUPPLIES	199.19	JV
110	300	2160	6115	Materials & Supplies	3/31/2022	1	COFFEE SUPPLIES	224.97	JV
110	300	2160	6115	Materials & Supplies	3/31/2022	1	COFFEE SUPPLIES	565.26	JV
110	300	2160	6115	Materials & Supplies	3/31/2022	1	COFFEE SUPPLIES	28.00	JV
110	300	2160	6115	Materials & Supplies	3/31/2022	1	COFFEE SUPPLIES	363.03	JV
110	300	2160	6115	Materials & Supplies	3/31/2022	1	Coffee Creamer - Concierge	77.00	JV
110	300	2160	6115	Materials & Supplies	3/31/2022	1	Coffee Creamer - Concierge	78.00	JV
110	300	2718	6115	Materials & Supplies	3/31/2022	001	H-E-B #373 Doggy $k Race Snacks	32.18	JV
110	300	5215	6115	Materials & Supplies	3/31/2022	001	H-E-B #373 March PNO Dessert	11.94	JV
110	300	5215	6115	Materials & Supplies	3/31/2022	001	BUSHS CHICKEN - ROUND March PNO	179.44	JV
110	300	5230	6115	Materials & Supplies	3/31/2022	001	BALLOONS N* (1 OF 1 PA BC's Got Talent	210.00	JV
110	300	5235	6115	Materials & Supplies	3/31/2022	001	SAMSCLUB.COM Afterschool Snacks	222.92	JV
110	300	5235	6115	Materials & Supplies	3/31/2022	001	SAMSCLUB.COM Afterschool Snacks	128.88	JV
110	300	5235	6115	Materials & Supplies	3/31/2022	001	H-E-B #373 After School Cooking Craft	55.58	JV
110	300	5235	6115	Materials & Supplies	3/31/2022	001	H-E-B #373 After School Cooking Craft	15.33	JV
110	300	5235	6115	Materials & Supplies	3/31/2022	001	H-E-B #373 Afterschool snacks	34.98	JV
110	300	5235	6115	Materials & Supplies	3/31/2022	1	Polar Express Movie - Child Play	6.00	JV
110	300	5248	6115	Materials & Supplies	3/31/2022	001	DOLLAR TREE BCMETS bingo & crafts	17.50	JV
110	300	5248	6115	Materials & Supplies	3/31/2022	001	DOLLAR TREE bcmets bingo & crafts	62.50	JV
110	300	5248	6115	Materials & Supplies	3/31/2022	001	DOLLAR TREE BCmets bingo & crafts	16.25	JV
110	300	5248	6115	Materials & Supplies	3/31/2022	001	DOLLAR TREE BCMETS Craft Bingo Snack	31.25	JV
110	300	5248	6115	Materials & Supplies	3/31/2022	001	DOLLARTREE Bingo Prizes	37.50	JV
110	300	5248	6115	Materials & Supplies	3/31/2022	001	DOLLARTREE bc mets bingo & crafts	13.75	JV
110	300	5248	6115	Materials & Supplies	3/31/2022	001	THE HOME DEPOT #6585 BCMETS bingo	8.04	JV
110	300	5248	6115	Materials & Supplies	3/31/2022	001	WAL-MART #4163 Bingo Prizes	44.18	JV
110	300	5248	6115	Materials & Supplies	3/31/2022	001	WM SUPERCENTER #4163 BCMETS bingo	27.78	JV
110	300	5362	6115	Materials & Supplies	3/31/2022	001	AMAZON (2) Pro3 Suspension Trainer	439.90	JV
110	350	1000	6115	Materials & Supplies	3/31/2022	001	H-E-B #373 annual color change	185.87	JV
110	350	1000	6115	Materials & Supplies	3/31/2022	001	LOWES #00590 seasonal color	38.94	JV
110	350	1000	6115	Materials & Supplies	3/31/2022	001	LOWES #00778 tools for garden;	96.94	JV
110	350	1000	6115	Materials & Supplies	3/31/2022	001	LOWES #00778 seasonal color change	60.00	JV

110	350	1000	6115	Materials & Supplies	3/31/2022	001	LOWES #00778 Plants for entrance	187.82		JV
110	350	1000	6115	Materials & Supplies	3/31/2022	001	LOWES #00778 seasonal color	176.00		JV
110	350	1000	6115	Materials & Supplies	3/31/2022	001	LOWES #00778 plants cc entrance	230.40		JV
110	350	1000	6115	Materials & Supplies	3/31/2022	001	LOWES #00778 seasonal color	56.00		JV
110	350	1000	6115	Materials & Supplies	3/31/2022	001	LOWES #00778 seasonal color	183.68		JV
110	350	1000	6115	Materials & Supplies	3/31/2022	001	THE HOME DEPOT #0504 tool for garden	27.98		JV
110	350	1000	6115	Materials & Supplies	3/31/2022	001	THE HOME DEPOT #0504 spring town hall	162.87		JV
110	350	1000	6115	Materials & Supplies	3/31/2022	001	THE HOME DEPOT #6585 Garden Work	10.38		JV
110	350	1000	6115	Materials & Supplies	3/31/2022	001	THE HOME DEPOT #0504 tarp for	10.38		JV
110	350	1000	6115	Materials & Supplies	3/31/2022	001	THE HOME DEPOT #0509 seasonal color	89.00		JV
110	400	1000	6115	Materials & Supplies	3/31/2022	001	LOWES #00778 Maintenance Supplies	76.87		JV
110	400	1000	6115	Materials & Supplies	3/31/2022	001	LOWES #00778 Maintenance Supplies	111.84		JV
110	400	1000	6115	Materials & Supplies	3/31/2022	001	THE HOME DEPOT Replacement window	51.70		JV
110	500	1000	6115	Materials & Supplies	3/31/2022	001	AMAZON Marking Paint for locates -	191.52		JV
110	500	1000	6115	Materials & Supplies	3/31/2022	001	AMAZON (4) Bucket 2 gal portable -	39.96		JV
110	500	1000	6115	Materials & Supplies	3/31/2022	001	AMAZON Batteries - PW Bldg	126.42		JV
110	525	1000	6115	Materials & Supplies	3/31/2022	001	BRADY WORLDWIDE INC. Sign	28.65		JV
110	525	1000	6115	Materials & Supplies	3/31/2022	001	BRADY WORLDWIDE INC. Sign	58.46		JV
110	525	1000	6115	Materials & Supplies	3/31/2022	001	BRADY WORLDWIDE INC. Sign	232.77		JV
110	525	1000	6115	Materials & Supplies	3/31/2022	001	SMARTSIGN Sign Replacement	143.43		JV
110	525	1000	6115	Materials & Supplies	3/31/2022	001	AMAZON Labels; Scott Shop Towels -	122.45		JV
110	550	1000	6115	Materials & Supplies	3/31/2022	001	LOWES Cat Hollow Lift Station Pump	65.24		JV
110	550	1000	6115	Materials & Supplies	3/31/2022	001	LOWES 8201 Racine & Monona sewer	14.98		JV
110	550	1000	6115	Materials & Supplies	3/31/2022	001	THE HOME DEPOT CH LS Repair Filter	13.90		JV
110	300	1000	4520	Memberships	3/10/2022	4142154921	RecTrac revenue		521.00	CR
110	300	1000	4520	Memberships	3/14/2022	4142154921	RecTrac revenue		2,665.00	CR
110	300	1000	4520	Memberships	3/16/2022	4142154921	RecTrac revenue		1,427.74	CR
110	300	1000	4520	Memberships	3/11/2022	4142154921	RecTrac revenue		644.01	CR
110	300	1000	4520	Memberships	3/19/2022	4142154921	RecTrac revenue		952.00	CR
110	300	1000	4520	Memberships	3/21/2022	4142154921	RecTrac revenue		2,370.00	CR
110	300	1000	4520	Memberships	3/18/2022	4142154921	RecTrac revenue		862.39	CR
110	300	1000	4520	Memberships	3/15/2022	4142154921	RecTrac revenue		6,390.50	CR
110	300	1000	4520	Memberships	3/22/2022	4142154921	RecTrac revenue		1,178.00	CR
110	300	1000	4520	Memberships	3/1/2022	4142154921	RecTrac revenue		6,215.00	CR
110	300	1000	4520	Memberships	3/2/2022	4142154921	RecTrac revenue		1,481.00	CR
110	300	1000	4520	Memberships	3/3/2022	4142154921	RecTrac revenue		641.46	CR
110	300	1000	4520	Memberships	3/4/2022	4142154921	RecTrac revenue		1,645.00	CR
110	300	1000	4520	Memberships	3/8/2022	4142154921	RecTrac revenue		1,828.00	CR
110	300	1000	4520	Memberships	3/7/2022	4142154921	RecTrac revenue		277.00	CR
110	300	1000	4520	Memberships	3/9/2022	4142154921	RecTrac revenue		1,332.00	CR
110	300	1000	4520	Memberships	3/29/2022	4142154921	RecTrac revenue		1,344.00	CR
110	300	1000	4520	Memberships	3/30/2022	4142154921	RecTrac revenue		1,453.00	CR
110	300	1000	4520	Memberships	3/25/2022	4142154921	RecTrac revenue		1,257.00	CR
110	300	1000	4520	Memberships	3/31/2022	4142154921	RecTrac revenue		672.00	CR
110	300	1000	4520	Memberships	3/23/2022	4142154921	RecTrac revenue		1,085.00	CR
110	300	1000	4520	Memberships	3/17/2022	4142154921	RecTrac revenue		224.00	CR
110	300	1000	4520	Memberships	3/28/2022	4142154921	RecTrac revenue		3,188.30	CR
110	300	1000	4520	Memberships	3/24/2022	4142154921	RecTrac revenue		1,594.17	CR
110	300	1000	4520	Memberships	3/27/2022	4142154921	RecTrac revenue		33.00	CR
110	300	1000	4520	Memberships	3/26/2022	4142154921	RecTrac revenue		119.00	CR

110	300	1000	4518	Memberships - Short	3/10/2022	4142154921		RecTrac revenue		270.00	CR
110	300	1000	4518	Memberships - Short	3/11/2022	4142154921		RecTrac revenue		225.00	CR
110	300	1000	4518	Memberships - Short	3/14/2022	4142154921		RecTrac revenue		135.00	CR
110	300	1000	4518	Memberships - Short	3/20/2022	4142154921		RecTrac revenue		90.00	CR
110	300	1000	4518	Memberships - Short	3/19/2022	4142154921		RecTrac revenue		90.00	CR
110	300	1000	4518	Memberships - Short	3/18/2022	4142154921		RecTrac revenue		315.00	CR
110	300	1000	4518	Memberships - Short	3/16/2022	4142154921		RecTrac revenue		180.00	CR
110	300	1000	4518	Memberships - Short	3/15/2022	4142154921		RecTrac revenue		270.00	CR
110	300	1000	4518	Memberships - Short	3/22/2022	4142154921		RecTrac revenue		270.00	CR
110	300	1000	4518	Memberships - Short	3/3/2022	4142154921		RecTrac revenue		405.00	CR
110	300	1000	4518	Memberships - Short	3/2/2022	4142154921		RecTrac revenue		180.00	CR
110	300	1000	4518	Memberships - Short	3/1/2022	4142154921		RecTrac revenue		360.00	CR
110	300	1000	4518	Memberships - Short	3/4/2022	4142154921		RecTrac revenue		540.00	CR
110	300	1000	4518	Memberships - Short	3/7/2022	4142154921		RecTrac revenue		450.00	CR
110	300	1000	4518	Memberships - Short	3/9/2022	4142154921		RecTrac revenue		135.00	CR
110	300	1000	4518	Memberships - Short	3/8/2022	4142154921		RecTrac revenue		360.00	CR
110	300	1000	4518	Memberships - Short	3/29/2022	4142154921		RecTrac revenue		495.00	CR
110	300	1000	4518	Memberships - Short	3/30/2022	4142154921		RecTrac revenue		360.00	CR
110	300	1000	4518	Memberships - Short	3/25/2022	4142154921		RecTrac revenue		270.00	CR
110	300	1000	4518	Memberships - Short	3/23/2022	4142154921		RecTrac revenue		360.00	CR
110	300	1000	4518	Memberships - Short	3/17/2022	4142154921		RecTrac revenue		495.00	CR
110	300	1000	4518	Memberships - Short	3/28/2022	4142154921		RecTrac revenue		180.00	CR
110	300	1000	4518	Memberships - Short	3/24/2022	4142154921		RecTrac revenue		180.00	CR
110	300	1000	4518	Memberships - Short	3/26/2022	4142154921		RecTrac revenue		90.00	CR
110	120	1000	5207	Mileage	3/31/2022	NOBGRA-0331	GRACE NOBLES	MILEAGE REIMBURSEMENT 03/01/22	19.89		API
110	200	1000	5207	Mileage	3/31/2022	WORLAU-0331	LAUREN WORSLEY	MILEAGE REIMBURSEMENT 03/01-03/31	16.15		API
110	250	1000	5207	Mileage	3/31/2022	POOCON-0331	CONAN POOLE	Mileage Reimbursement 03/01/22-	80.03		API
110	300	5235	5207	Mileage	3/15/2022	031522	CHISTINE STEHNO	Mileage reimbursement 03/15/22	4.68		API
110	300	5248	5207	Mileage	3/31/2022	04142022	PATRICIA STARKE	MILEAGE REIMBURSEMENT -MAR-22	35.69		API
110	300	5248	5207	Mileage	3/31/2022	STAPAT-03172	PATRICIA STARKE	MILEAGE REIMBURSMENT 03/01/22	35.69		API
110			1201	Misc Receivables	3/31/2022	03312022	JPMORGAN CHASE BANK, N.A.	Credit Card Purchases March 2022		13,308.87	API
110			1201	Misc Receivables	3/31/2022	03312022	JPMORGAN CHASE BANK, N.A.	Credit Card Purchases March 2022	13,308.87		API
110			1201	Misc Receivables	3/31/2022	1GXJ-L4JQ-P31	AMAZON CAPITAL SERVICES	CM-GOLD FLAG POLE EAGEL TOPPER -		19.98	API
110			1201	Misc Receivables	3/31/2022	1MKM-9JXJ-Q\	AMAZON CAPITAL SERVICES	CM-MOTOROLA ONE 5G CASE RTRND		6.98	API
110			1201	Misc Receivables	3/31/2022	1N36-JMDC-JL	AMAZON CAPITAL SERVICES	CM-2 INK PAD FOR RUBBER STAMPS		15.00	API
110			1201	Misc Receivables	3/31/2022	1PNL-HTYJ-JKH	AMAZON CAPITAL SERVICES	CM-INK PAD FOR RUBBER STAMPS		7.50	API
110			1201	Misc Receivables	3/31/2022	1VH6-JDXJ-JQF	AMAZON CAPITAL SERVICES	AMAZON PURCHASES 03/01/22 THRU	8,754.48		API
110			1201	Misc Receivables	3/31/2022	3504300756	STAPLES CONTRACT & COMMER	Returned - 6 Marker Organizer	45.75		API
110			1201	Misc Receivables	3/31/2022	1	AT&T	LEASE INCOME-CCATT	1,292.75		CR
110			1201	Misc Receivables	3/31/2022	2	SPRINT	LEASE INCOME-SPRINT (TMOBILE)	2,975.13		CR
110			1201	Misc Receivables	3/31/2022	3	VERIZON WIRELESS	LEASE INCOME-VERIZON	3,213.68		CR
110			1201	Misc Receivables	3/31/2022	4	AQUA TEXAS, INC.	AQUA WHOLESALE WATER	9,290.40		CR
110			1201	Misc Receivables	3/31/2022	5	Williamson County	WILCO-RAW WATER SALES	2,746.70		CR
110			1201	Misc Receivables	3/31/2022	6	CITY OF GEORGETOWN-CHISOLM	CTSUD-RAW WATER	5,123.50		CR
110			1201	Misc Receivables	3/31/2022	7	MCLIFF PARTNERS, LTD.	MARCH COMMISSIONS	211.55		CR
110			1201	Misc Receivables	3/31/2022	8	AUSTIN LANDMARK PROPERTY S	LEASE INCOME - AUSTIN LANDMARK	1,603.00		CR
110			1201	Misc Receivables	3/2/2022	MISC030222	AT&T	LEASE INCOME-CCATT		1,292.75	CR
110			1201	Misc Receivables	3/7/2022	MISC03072022	CITY OF GEORGETOWN-CHISOLM	CTSUD-RAW WATER SALES		5,123.50	CR
110			1201	Misc Receivables	3/14/2022	MISC03142022	AUSTIN LANDMARK PROPERTY S	RENT-MARCH 2022		1,603.00	CR
110			1201	Misc Receivables	3/23/2022	MISC032322	AQUA TEXAS, INC.	AQUA WHOLESALE WATER		9,290.40	CR

110			1201	Misc Receivables	3/31/2022	001		Amazon Purchases Feb 2022		8,705.02	JV
110			1201	Misc Receivables	3/30/2022	001		Tmobile/Sprint - Cell Tower Lease		2,975.13	JV
110			1201	Misc Receivables	3/31/2022	001		McLiff Partners Vending - Commissions		211.55	JV
110			1201	Misc Receivables	3/31/2022	001		Williamson County - Raw Water Payment		2,746.70	JV
110			1201	Misc Receivables	3/31/2022	001		PLN*PRICELINE LGIT Academy - Charge		364.27	JV
110			1201	Misc Receivables	3/31/2022	001		PLN*PRICELINE LGIT Academy - Charge	364.27		JV
110			1201	Misc Receivables	3/2/2022	001		Tmobile/Sprint - Cell Tower Lease		2,975.13	JV
110			1201	Misc Receivables	3/31/2022	001		JPMorgan - March 2022 Activity		13,306.87	JV
110			1201	Misc Receivables	3/31/2022	002		JPMorgan - March 2022 Activity - Date	13,306.87		JV
110			1201	Misc Receivables	3/31/2022	1		Playland Skate-Move Spring Fox FT		200.00	JV
110			1201	Misc Receivables	3/31/2022	1		Payroll Test for Military EE	0.93		JV
110			1201	Misc Receivables	3/31/2022	1		MAR-22 ACCURED DEPOSITS IN TRANSIT	22,273.85		JV
110			1201	Misc Receivables	3/31/2022	0008				0.93	PRS
110	300	1000	4519	New Memberships	3/27/2022	4142154921		RecTrac revenue		25.00	CR
110	300	1000	4519	New Memberships	3/26/2022	4142154921		RecTrac revenue		55.00	CR
110	300	1000	4519	New Memberships	3/24/2022	4142154921		RecTrac revenue		10.00	CR
110	300	1000	4519	New Memberships	3/28/2022	4142154921		RecTrac revenue		150.00	CR
110	300	1000	4519	New Memberships	3/17/2022	4142154921		RecTrac revenue		130.00	CR
110	300	1000	4519	New Memberships	3/23/2022	4142154921		RecTrac revenue		155.00	CR
110	300	1000	4519	New Memberships	3/31/2022	4142154921		RecTrac revenue		15.00	CR
110	300	1000	4519	New Memberships	3/25/2022	4142154921		RecTrac revenue		150.00	CR
110	300	1000	4519	New Memberships	3/30/2022	4142154921		RecTrac revenue		110.00	CR
110	300	1000	4519	New Memberships	3/29/2022	4142154921		RecTrac revenue		80.00	CR
110	300	1000	4519	New Memberships	3/9/2022	4142154921		RecTrac revenue		150.00	CR
110	300	1000	4519	New Memberships	3/7/2022	4142154921		RecTrac revenue		100.00	CR
110	300	1000	4519	New Memberships	3/8/2022	4142154921		RecTrac revenue		150.00	CR
110	300	1000	4519	New Memberships	3/4/2022	4142154921		RecTrac revenue		175.00	CR
110	300	1000	4519	New Memberships	3/3/2022	4142154921		RecTrac revenue		50.00	CR
110	300	1000	4519	New Memberships	3/2/2022	4142154921		RecTrac revenue		50.00	CR
110	300	1000	4519	New Memberships	3/1/2022	4142154921		RecTrac revenue		70.00	CR
110	300	1000	4519	New Memberships	3/22/2022	4142154921		RecTrac revenue		100.00	CR
110	300	1000	4519	New Memberships	3/15/2022	4142154921		RecTrac revenue	25.00		CR
110	300	1000	4519	New Memberships	3/21/2022	4142154921		RecTrac revenue		75.00	CR
110	300	1000	4519	New Memberships	3/19/2022	4142154921		RecTrac revenue		30.00	CR
110	300	1000	4519	New Memberships	3/14/2022	4142154921		RecTrac revenue		265.00	CR
110	300	1000	4519	New Memberships	3/11/2022	4142154921		RecTrac revenue		100.00	CR
110	300	1000	4519	New Memberships	3/16/2022	4142154921		RecTrac revenue		50.00	CR
110	300	1000	4519	New Memberships	3/10/2022	4142154921		RecTrac revenue		75.00	CR
110			2100	Other Accounts Payab	3/24/2022	0003-78822	AMERICAN FENCE & SUPPLY	Fence Repair - CH Park		133.20	API
110			2100	Other Accounts Payab	3/16/2022	001338714963	MUTUAL OF OMAHA	LIFE & DISABILITY INSURANCE- April 2022		2,368.82	API
110			2100	Other Accounts Payab	3/2/2022	005458803022	CHARTER COMMUNICATIONS H	8600 OCONNOR DR		149.98	API
110			2100	Other Accounts Payab	3/17/2022	00715-01-057	LESLIE'S SWIMMING POOL SUPP	Chlorine Kit TBD		94.99	API
110			2100	Other Accounts Payab	3/17/2022	00715-01-057	LESLIE'S SWIMMING POOL SUPP	Chlorine Kit TBD	94.99		API
110			2100	Other Accounts Payab	3/17/2022	00715-01-057	LESLIE'S SWIMMING POOL SUPP	Chlorine Test kits for all pools		94.99	API
110			2100	Other Accounts Payab	3/5/2022	012522	FLYING DISC DOGS OF AUSTIN	Doggy Play Day Entertainment-		300.00	API
110			2100	Other Accounts Payab	3/8/2022	014813503082	CHARTER COMMUNICATIONS H	901 GREAT OAKS		49.99	API
110			2100	Other Accounts Payab	3/1/2022	016087	BRYCOMM, LLC	Feb 2022 Comm Center Alarm Monitoring		40.00	API
110			2100	Other Accounts Payab	3/1/2022	016281	BRYCOMM, LLC	BCWF Gate Repair- Card Reader Replace		6,092.61	API
110			2100	Other Accounts Payab	3/21/2022	016481279X22	DIRECTV LLC	Service Period 03/20/22- 04/19/22		213.24	API
110			2100	Other Accounts Payab	3/1/2022	016759	BRYCOMM, LLC	Mar. 2022 Comm Center Alarm		40.00	API

110	2100	Other Accounts Payab	3/1/2022	02-2022-WCSC	BRANDON THOMAS CANTU	Feb 2022 Community Center & Safety		1,320.00	API
110	2100	Other Accounts Payab	3/1/2022	02-2022-WCSC	CALEB GARZA	Feb 2022 Community Center & Traffic		1,100.00	API
110	2100	Other Accounts Payab	3/1/2022	02-2022-WCSC	CALEB GARZA	PARC Meeting Security- 02/07/2022		150.00	API
110	2100	Other Accounts Payab	3/1/2022	02-2022-WCSC	CHAD GARRETT LAWRENCE	Feb 2022 Safety Patrol		550.00	API
110	2100	Other Accounts Payab	3/1/2022	02-2022-WCSC	DANIEL L HIPPERT	Feb 2022 Community Center		330.00	API
110	2100	Other Accounts Payab	3/1/2022	02-2022-WCSC	JOHNNY S GUERRA	Feb 2022 Community Center & Safety		990.00	API
110	2100	Other Accounts Payab	3/1/2022	02-2022-WCSC	JONATHAN HUDASH	Feb 2022 Safety Patrol		825.00	API
110	2100	Other Accounts Payab	3/1/2022	02-2022-WCSC	JONATHON HODGKISS	Feb 2022 Community Center & Traffic		577.50	API
110	2100	Other Accounts Payab	3/1/2022	02-2022-WCSC	JONATHON HODGKISS	Board Meeting Security- 02/24/2022		200.00	API
110	2100	Other Accounts Payab	3/1/2022	02-2022-WCSC	MARCO A GOMEZ	Feb 2022 Community Center & Safety		550.00	API
110	2100	Other Accounts Payab	3/1/2022	02-2022-WCSC	NATHAN HENDERSON	Feb 2022 Safety Patrol		275.00	API
110	2100	Other Accounts Payab	3/1/2022	02-2022-WCSC	RICKEY COLLEY	Feb 2022 Bike Patrol		605.00	API
110	2100	Other Accounts Payab	3/1/2022	02-2022-WCSC	SILVANA E. STOKE	Feb 2022 Community Center & Safety		495.00	API
110	2100	Other Accounts Payab	3/1/2022	02-2022-WCSC	SILVANA E. STOKE	Board Meeting Security- 02/10/2022		200.00	API
110	2100	Other Accounts Payab	3/5/2022	028081303052	CHARTER COMMUNICATIONS H	416 HIGHLAND HORIZON		148.98	API
110	2100	Other Accounts Payab	3/5/2022	028081303052	CHARTER COMMUNICATIONS H	416 HIGHLAND HORIZON	148.98		API
110	2100	Other Accounts Payab	3/15/2022	028081303052	CHARTER COMMUNICATIONS H	416 HIGHLAND HORIZON		149.98	API
110	2100	Other Accounts Payab	3/31/2022	03/01/22-03/3	LINA OMEIS	LEBANESE COOKING CLASSES MARCH		203.55	API
110	2100	Other Accounts Payab	3/1/2022	030122	TML INTERGOVERNMENTAL RIS	Cyber Liability & Cyber Pre-Payment Disc		19,937.40	API
110	2100	Other Accounts Payab	3/7/2022	030722	GREATER AUSTIN BADMINTON A	Youth Badminton Classes 01/09-03/06/22		1,073.98	API
110	2100	Other Accounts Payab	3/10/2022	031122	ATMOS ENERGY	16318 GREAT OAKS DRIVE		922.72	API
110	2100	Other Accounts Payab	3/3/2022	031402603032	CHARTER COMMUNICATIONS H	16318 S. GREAT OAKS DR-FIBER SRV		1,482.74	API
110	2100	Other Accounts Payab	3/10/2022	031522	ATMOS ENERGY	901 GREAT OAKS		126.94	API
110	2100	Other Accounts Payab	3/15/2022	031522	CHISTINE STEHNO	Mileage reimbursement 03/15/22		4.68	API
110	2100	Other Accounts Payab	3/16/2022	031622	ATMOS ENERGY	2300 GREAT OAKS		1,101.22	API
110	2100	Other Accounts Payab	3/17/2022	031722	ATMOS ENERGY	4203 PASADA LANE		1,501.95	API
110	2100	Other Accounts Payab	3/1/2022	0319150	FERGUSON ENTERPRISES	Plumbing Parts- Creekside Park		22.14	API
110	2100	Other Accounts Payab	3/23/2022	032112003232	CHARTER COMMUNICATIONS H	4300 BRUSHY CREEK RD		149.98	API
110	2100	Other Accounts Payab	3/31/2022	0322-DR22694	WAGEWORKS	COBRA FEES MAR-22		100.00	API
110	2100	Other Accounts Payab	3/21/2022	032322	AT&T	Telephone Services- Mar. 2022		1,530.55	API
110	2100	Other Accounts Payab	3/24/2022	032422	ATMOS ENERGY	416 HIGHLAND HORIZON		4,204.29	API
110	2100	Other Accounts Payab	3/23/2022	032522	PEDERNALES ELECTRIC	ELECTRICAL USAGE		19,996.35	API
110	2100	Other Accounts Payab	3/24/2022	032522	PURCHASE POWER	Postage Refill 03/24/2022- Admin Copy		500.00	API
110	2100	Other Accounts Payab	3/31/2022	033112	FROST NATIONAL BANK	Custody Charges 03/01/22 - 03/31/22		52.33	API
110	2100	Other Accounts Payab	3/31/2022	03312022	JPMORGAN CHASE BANK, N.A.	Credit Card Purchases March 2022		13,308.87	API
110	2100	Other Accounts Payab	3/31/2022	03312022	JPMORGAN CHASE BANK, N.A.	Credit Card Purchases March 2022	13,308.87		API
110	2100	Other Accounts Payab	3/1/2022	041295696794	POOLSURE	MONTHLY CHEMICAL MANAGEMENT		3,235.05	API
110	2100	Other Accounts Payab	3/31/2022	041295699826	POOLSURE	Water test kits - CH		155.86	API
110	2100	Other Accounts Payab	3/31/2022	041295699827	POOLSURE	Water test kits - Creekside pool		145.00	API
110	2100	Other Accounts Payab	3/31/2022	04142022	PATRICIA STARKE	MILEAGE REIMBURSEMENT -MAR-22		35.69	API
110	2100	Other Accounts Payab	3/28/2022	0429755	FERGUSON ENTERPRISES	Faucet repalcement-CC		397.05	API
110	2100	Other Accounts Payab	3/17/2022	048142	LOU'S GLOVES INC	XL NITRILE BLACK GLOVES - PW BLDG		376.00	API
110	2100	Other Accounts Payab	3/1/2022	1000018225	FLEX CORP/BPAS	FEB 2022 PARTICIPATION FEE-FSA		146.00	API
110	2100	Other Accounts Payab	3/31/2022	1000018340	FLEX CORP/BPAS	2022 Annual Renewal Fee		250.00	API
110	2100	Other Accounts Payab	3/31/2022	1000018422	FLEX CORP/BPAS	MAR 2022 PARTICIPATION FEE-FSA		149.00	API
110	2100	Other Accounts Payab	3/30/2022	10069668	HALFF ASSOCIATES INC.	P#038713.001 - HIGHLAND HORIZON		907.50	API
110	2100	Other Accounts Payab	3/21/2022	10080	CMC NEPTUNE LLC	NEPTUNE RADIO RNWL-WEIGHT ROOM		1,080.00	API
110	2100	Other Accounts Payab	3/31/2022	104	ROBERT MARCHBANKS	Task 03 02/28/22 - 03/28/22		12,463.75	API
110	2100	Other Accounts Payab	3/16/2022	1050-1000124	ABILA INC.	Purchase Abila / MIP Encumbrance		914.21	API
110	2100	Other Accounts Payab	3/2/2022	109752303022	CHARTER COMMUNICATIONS H	4203 PASADA LN		149.98	API

110	2100	Other Accounts Payab	3/10/2022	1121142502	HIMANSHU MADHANI			7.59	API
110	2100	Other Accounts Payab	3/10/2022	1122300103	OPENDOOR LABS, INC			54.80	API
110	2100	Other Accounts Payab	3/3/2022	1135999-1	FERGUSON ENTERPRISES	Hydrant Repair Parts		456.90	API
110	2100	Other Accounts Payab	3/3/2022	1163300	FERGUSON ENTERPRISES	Sewer Repair part- Deer Tract		21.90	API
110	2100	Other Accounts Payab	3/4/2022	1191000202	KUNAL TECKCHANDANI			36.53	API
110	2100	Other Accounts Payab	3/4/2022	1191000804	ALEX HOBBS			31.56	API
110	2100	Other Accounts Payab	3/1/2022	12297	3C INDUSTRIAL, LLC	Quarterly Preventative Maintenance on		1,215.75	API
110	2100	Other Accounts Payab	3/4/2022	1269969	COTHRONS SAFE & LOCK CO., IN	Repair red gym strg dr/Admin mens rr		326.25	API
110	2100	Other Accounts Payab	3/30/2022	1270624	COTHRONS SAFE & LOCK CO., IN	Replace handles/locks due to vandalisim-		839.15	API
110	2100	Other Accounts Payab	3/1/2022	132236	JANITORS WAREHOUSE	33 GAL TRASH BAGS FOR POOLS		304.96	API
110	2100	Other Accounts Payab	3/3/2022	132574	JANITORS WAREHOUSE	Cleaning Supplies		1,191.13	API
110	2100	Other Accounts Payab	3/7/2022	132574A	JANITORS WAREHOUSE	Hand Sanitizer		79.81	API
110	2100	Other Accounts Payab	3/3/2022	132579	JANITORS WAREHOUSE	Towels, Tissues, Garbage Bags,		401.92	API
110	2100	Other Accounts Payab	3/11/2022	132842	JANITORS WAREHOUSE	Returned Hand Sanitizer	79.81		API
110	2100	Other Accounts Payab	3/31/2022	133623	JANITORS WAREHOUSE	45/55 GAL TRASH LINERS-CC		86.27	API
110	2100	Other Accounts Payab	3/1/2022	1514	WHIRLIX DESIGN INC	REPLACE (2) ZIPPOD SEAT		1,608.00	API
110	2100	Other Accounts Payab	3/21/2022	16312887	EWING IRRIGATION PRODUCTS,	Light Bulbs for Low Voltage Lighting in CC		45.86	API
110	2100	Other Accounts Payab	3/10/2022	18-0222	CITY OF ROUND ROCK-ENVIRON	BACTERIOLOGICAL TESTING FEB 2022		300.00	API
110	2100	Other Accounts Payab	3/31/2022	18-0322	CITY OF ROUND ROCK-ENVIRON	BACTERIOLOGICAL TEST, 24 PA: March		300.00	API
110	2100	Other Accounts Payab	3/14/2022	1807526	CITY OF ROUND ROCK - UTILITY	DRAINAGE FEE		8.92	API
110	2100	Other Accounts Payab	3/28/2022	1829474	CITY OF ROUND ROCK	CAPITAL & FLOW CHARGE		70,350.38	API
110	2100	Other Accounts Payab	3/9/2022	192944	THOMAS GRAPHICS, INC	Mail out Town Hall Post Card- Postage		1,389.50	API
110	2100	Other Accounts Payab	3/14/2022	192981	THOMAS GRAPHICS, INC	Town Hall Meeting Postcards		1,389.94	API
110	2100	Other Accounts Payab	3/31/2022	1GXJ-L4JQ-P31	AMAZON CAPITAL SERVICES	CM-GOLD FLAG POLE EAGEL TOPPER -	19.98		API
110	2100	Other Accounts Payab	3/31/2022	1MKM-9JXJ-Q\	AMAZON CAPITAL SERVICES	CM-MOTOROLA ONE 5G CASE RTRND	6.98		API
110	2100	Other Accounts Payab	3/31/2022	1N36-JMDC-JL	AMAZON CAPITAL SERVICES	CM-2 INK PAD FOR RUBBER STAMPS	15.00		API
110	2100	Other Accounts Payab	3/31/2022	1PNL-HTYJ-JKH	AMAZON CAPITAL SERVICES	CM-INK PAD FOR RUBBER STAMPS	7.50		API
110	2100	Other Accounts Payab	3/31/2022	1VH6-JDXJ-JQF	AMAZON CAPITAL SERVICES	AMAZON PURCHASES 03/01/22 THRU		8,754.48	API
110	2100	Other Accounts Payab	3/4/2022	2001010302	OPENDOOR LABS INC			95.57	API
110	2100	Other Accounts Payab	3/14/2022	2022-024PST	MICROIX, INC.	Workflow Requistion Module & Time		3,150.00	API
110	2100	Other Accounts Payab	3/1/2022	2022-0276	PUMP SOLUTIONS, INC	Vortex Pump - HH LS- Replacement		13,684.00	API
110	2100	Other Accounts Payab	3/1/2022	2022-0278	PUMP SOLUTIONS, INC	Horizon 2 Liftstation Transducer Panel		988.00	API
110	2100	Other Accounts Payab	3/9/2022	2022-053	MICROIX, INC.	Addition of iFace timeclocks and Micriox		7,465.25	API
110	2100	Other Accounts Payab	3/8/2022	2022-126	WILLIAMSON CENTRAL APPRAIS	2ND QTRLY TAX COLLECTION FEES -		1,100.75	API
110	2100	Other Accounts Payab	3/8/2022	2022-127	WILLIAMSON CENTRAL APPRAIS	2ND QTRLY TAX COLLECTION FEES		14,384.00	API
110	2100	Other Accounts Payab	3/2/2022	202203	ARMIDA MACIAS	Replenish Petty Cash- Disc Golf Donut		29.70	API
110	2100	Other Accounts Payab	3/31/2022	202204390	AQUATIC FEATURES, INC	MONTHLY MAINTENANCE ON PONDS-		2,826.33	API
110	2100	Other Accounts Payab	3/9/2022	2049912	NEWTON NURSERIES AUSTIN	Plants for Rec Center Entrance (Red Side)		99.00	API
110	2100	Other Accounts Payab	3/17/2022	2050458	NEWTON NURSERIES AUSTIN	Girl Scout Flower Planting- Highland		90.00	API
110	2100	Other Accounts Payab	3/25/2022	2070740012	MARTIN ROURKE LLC			77.68	API
110	2100	Other Accounts Payab	3/3/2022	20739	P & B PRINT	Business Cards for Glenda Bills- HR		48.00	API
110	2100	Other Accounts Payab	3/30/2022	20873	P & B PRINT	ENVELOPES FOR BILING & RESIDENT		479.97	API
110	2100	Other Accounts Payab	3/31/2022	22-05028	TEXAS811	Mar. 22- Underground Utilities Notices		174.80	API
110	2100	Other Accounts Payab	3/2/2022	22-3805-01	CONTROL PANELS USA INC.	Highland Horizon 2 Well #5 Maint-SCADA		631.00	API
110	2100	Other Accounts Payab	3/2/2022	22-3805-01	CONTROL PANELS USA INC.	Highland Horizon 2 Well #5 Maint-SCADA	631.00		API
110	2100	Other Accounts Payab	3/2/2022	22-3805-01	CONTROL PANELS USA INC.	Highland Horizon 2 Well #5 Maint-SCADA		631.80	API
110	2100	Other Accounts Payab	3/28/2022	22-3877-01	CONTROL PANELS USA INC.	Highland Horizon 2 PLC Replacement		625.90	API
110	2100	Other Accounts Payab	3/31/2022	22-3878-01	CONTROL PANELS USA INC.	Highland Horizon 2 PLC Replacement		2,700.00	API
110	2100	Other Accounts Payab	3/28/2022	2200231	CABLE COM INC.	Setup landline connections Spectrum		288.71	API
110	2100	Other Accounts Payab	3/15/2022	220700016997	CAVALLO ENERGY TEXAS LLC	CAVALLO ENERGY USAGE		23,830.41	API

110	2100	Other Accounts Payab	3/31/2022	221010017186	CAVALLO ENERGY TEXAS LLC	CAVALLO ENERGY USAGE	23,006.33	API
110	2100	Other Accounts Payab	3/25/2022	2227545	SERVICE ONE AUTOMOTIVE	OIL CHANGE AND INSPECTION	79.28	API
110	2100	Other Accounts Payab	3/4/2022	2230011503	MARIA BUDESA		79.30	API
110	2100	Other Accounts Payab	3/4/2022	2234110302	MARGARET LEE		58.39	API
110	2100	Other Accounts Payab	3/10/2022	2235501701	HARIGOVIND RAMASAMY		13.75	API
110	2100	Other Accounts Payab	3/4/2022	2235601004	OPEN DOOR LABS INC		71.51	API
110	2100	Other Accounts Payab	3/9/2022	22409281	AMERICAN RED CROSS - HEALTH	Adult&Pediatric First Aid/CPR/AED	210.00	API
110	2100	Other Accounts Payab	3/16/2022	22410389	AMERICAN RED CROSS - HEALTH	Lifeguard Recertification	123.00	API
110	2100	Other Accounts Payab	3/23/2022	22412468	AMERICAN RED CROSS - HEALTH	Adlt/Pedi First Aid/CPR/Babysitting	597.00	API
110	2100	Other Accounts Payab	3/31/2022	22414829	AMERICAN RED CROSS - HEALTH	(4) LIFEGUARD CERTIFICATIONS	164.00	API
110	2100	Other Accounts Payab	3/23/2022	234072273001	OFFICE DEPOT LLC	Paper for Plotter Machine (2) Rolls	41.98	API
110	2100	Other Accounts Payab	3/23/2022	234073287001	OFFICE DEPOT LLC	Ink Cart for Plotter Machine	52.86	API
110	2100	Other Accounts Payab	3/1/2022	2417	AFFEKTIVE SOFTWARE LLC DBA	Mar-22 thru Mar-23: Scheduling	2,006.96	API
110	2100	Other Accounts Payab	3/29/2022	249747	WILLIAMSON COUNTY	ANNUAL ALARM PERMIT FEE: 901 BLDG	25.00	API
110	2100	Other Accounts Payab	3/29/2022	249748	WILLIAMSON COUNTY	ANNUAL ALARM PERMIT FEE: WTP	25.00	API
110	2100	Other Accounts Payab	3/31/2022	25504	JUDY OSBORN	PROFFESSIONAL SERIVCES - MARCH 2022	1,300.00	API
110	2100	Other Accounts Payab	3/15/2022	26653	EXCEL BUSINESS SYSTEMS	Repair Remote Deposit Scanners (2) CR-	268.80	API
110	2100	Other Accounts Payab	3/14/2022	2740-1	POWER QUALITY ENGINEERING	Intake:electrical controls rehab -	22,690.00	API
110	2100	Other Accounts Payab	3/1/2022	2767-1	POWER QUALITY ENGINEERING	Intake:electrical controls rehab - SCR Pack	6,136.00	API
110	2100	Other Accounts Payab	3/11/2022	2771-1	POWER QUALITY ENGINEERING	Intake:electrical controls rehab - UPS 8kw	4,379.40	API
110	2100	Other Accounts Payab	3/2/2022	28	LESSON MEDRANO	Doggy Play Day Photographer	450.00	API
110	2100	Other Accounts Payab	3/1/2022	28053	GRAVITY SYSTEMS INC.	Managed Network & Server	1,707.00	API
110	2100	Other Accounts Payab	3/30/2022	28222	RED RIVER PRECISION MANUFA	Cover wood ends on compoiste beams	220.16	API
110	2100	Other Accounts Payab	3/11/2022	29	LESSON MEDRANO	Spring Campout Photographer	525.00	API
110	2100	Other Accounts Payab	3/2/2022	2P096848	HORIZON DISTRIBUTORS INC.	Irrigations Parts- District Wide	53.73	API
110	2100	Other Accounts Payab	3/21/2022	2P097436	HORIZON DISTRIBUTORS INC.	Lighting in CC Garden Trees	460.64	API
110	2100	Other Accounts Payab	3/31/2022	3-2022-WCSO	BRANDON THOMAS CANTU	MAR 2022 WCSO	1,250.00	API
110	2100	Other Accounts Payab	3/31/2022	3-2022-WCSO	RICKEY COLLEY	MAR 2022 WCSO	605.00	API
110	2100	Other Accounts Payab	3/31/2022	3-2022-WCSO	CALEB GARZA	MAR 2022 WCSO	880.00	API
110	2100	Other Accounts Payab	3/31/2022	3-2022-WCSO	MARCO A GOMEZ	MAR 2022 WCSO	385.00	API
110	2100	Other Accounts Payab	3/31/2022	3-2022-WCSO	JOHNNY S GUERRA	MAR 2022 WCSO	1,540.00	API
110	2100	Other Accounts Payab	3/31/2022	3-2022-WCSO	DANIEL L HIPPERT	MAR 2022 WCSO	645.00	API
110	2100	Other Accounts Payab	3/31/2022	3-2022-WCSO	JONATHON HODGKISS	MAR 2022 WCSO	915.00	API
110	2100	Other Accounts Payab	3/31/2022	3-2022-WCSO	JONATHAN HUDASH	MAR 2022 WCSO	935.00	API
110	2100	Other Accounts Payab	3/31/2022	3-2022-WCSO	SILVANA E. STOKE	MAR 2022 WCSO	1,025.00	API
110	2100	Other Accounts Payab	3/10/2022	3003070001	JOHN KING CONSTRUCTION		70.54	API
110	2100	Other Accounts Payab	3/4/2022	3020760016	OPEN DOOR LABS INC		42.94	API
110	2100	Other Accounts Payab	3/25/2022	3030490006	ALYSSANDRA SHAFFER		67.28	API
110	2100	Other Accounts Payab	3/10/2022	3031720003	CARRI MOORE		33.82	API
110	2100	Other Accounts Payab	3/10/2022	3032410011	MATTHEW SEVER		79.59	API
110	2100	Other Accounts Payab	3/25/2022	3040010002	JENNIFER M & DATHON W ARAGON		73.57	API
110	2100	Other Accounts Payab	3/25/2022	3040940505	JOI POWELL		2.78	API
110	2100	Other Accounts Payab	3/4/2022	3041090005	VELLANKI VAMSIKRISHNA		36.08	API
110	2100	Other Accounts Payab	3/1/2022	305223	BUG MASTER EXTERMINATING,	Pest Prevention BCWF	135.00	API
110	2100	Other Accounts Payab	3/1/2022	305768	BUG MASTER EXTERMINATING,	CC Pest Control	325.00	API
110	2100	Other Accounts Payab	3/1/2022	305769	BUG MASTER EXTERMINATING,	CC PEST CONTROL	75.00	API
110	2100	Other Accounts Payab	3/10/2022	3060940010	TALON HELMER		92.25	API
110	2100	Other Accounts Payab	3/10/2022	3061200001	ROBERT/CAROLYN BERRY		21.90	API
110	2100	Other Accounts Payab	3/1/2022	306773	BUG MASTER EXTERMINATING,	PEST PREVENTION-POOLS	196.00	API
110	2100	Other Accounts Payab	3/14/2022	310510	BUG MASTER EXTERMINATING,	Pest Prevention- BCWF	135.00	API

110	2100	Other Accounts Payab	3/3/2022	311098	AUSTIN SCREEN PRINTING, L.P.	Team Member T-Shirts	917.11	API
110	2100	Other Accounts Payab	3/31/2022	311905	AUSTIN SCREEN PRINTING, L.P.	Youth Flag Football Jersey's	137.70	API
110	2100	Other Accounts Payab	3/31/2022	311907	AUSTIN SCREEN PRINTING, L.P.	Youth Flag Football Jersey's	107.70	API
110	2100	Other Accounts Payab	3/30/2022	311922	AUSTIN SCREEN PRINTING, L.P.	YOUTH TBALL LEAGUE HATS	109.68	API
110	2100	Other Accounts Payab	3/31/2022	311923	AUSTIN SCREEN PRINTING, L.P.	YOUTH LEAGUE TBALL JERSEYS	127.80	API
110	2100	Other Accounts Payab	3/30/2022	311924	AUSTIN SCREEN PRINTING, L.P.	YOUTH TBALL LEAGUE HATS	109.68	API
110	2100	Other Accounts Payab	3/31/2022	311925	AUSTIN SCREEN PRINTING, L.P.	YOUTH LEAGUE TBALL JERSEYS	117.80	API
110	2100	Other Accounts Payab	3/29/2022	311926	AUSTIN SCREEN PRINTING, L.P.	YOUTH TBALL LEAGUE HATS	109.68	API
110	2100	Other Accounts Payab	3/31/2022	311928	AUSTIN SCREEN PRINTING, L.P.	YOUTH LEAGUE TBALL JERSEYS	127.80	API
110	2100	Other Accounts Payab	3/30/2022	311929	AUSTIN SCREEN PRINTING, L.P.	YOUTH TBALL LEAGUE HATS	109.68	API
110	2100	Other Accounts Payab	3/29/2022	311931	AUSTIN SCREEN PRINTING, L.P.	YOUTH TBALL LEAGUE HATS	109.68	API
110	2100	Other Accounts Payab	3/30/2022	311936	AUSTIN SCREEN PRINTING, L.P.	YOUTH TBALL LEAGUE HATS	169.68	API
110	2100	Other Accounts Payab	3/30/2022	312024	AUSTIN SCREEN PRINTING, L.P.	YOUTH TBALL LEAGUE HATS	109.68	API
110	2100	Other Accounts Payab	3/30/2022	312025	AUSTIN SCREEN PRINTING, L.P.	YOUTH TBALL LEAGUE HATS	109.68	API
110	2100	Other Accounts Payab	3/1/2022	312092	FIRE & LIFE SAFETY AMERICA, IN	Fire Alarm Monitoring Jan 22- BCCC &	58.95	API
110	2100	Other Accounts Payab	3/1/2022	312094	FIRE & LIFE SAFETY AMERICA, IN	Fire Alarm Monitoring Jan 22 Maint Yard	33.33	API
110	2100	Other Accounts Payab	3/15/2022	3125165	XEROX FINANCIAL SERVICES LLC	LEASE BASE CHARGE FOR ALL (4) COPIERS	895.00	API
110	2100	Other Accounts Payab	3/25/2022	3172370012	DOUGLAS RESIDENTIAL		86.01	API
110	2100	Other Accounts Payab	3/10/2022	3210520003	KWANG-MING KWEE		17.29	API
110	2100	Other Accounts Payab	3/25/2022	3210640005	HIGH FIDELITY PROPERTIES		62.58	API
110	2100	Other Accounts Payab	3/7/2022	321281-0003	ROCK ENGINEERING & TESTING	Zebra Mussel Control Project #321281	1,462.50	API
110	2100	Other Accounts Payab	3/10/2022	3240030003	RUSLAN NURULLAEV		26.07	API
110	2100	Other Accounts Payab	3/4/2022	3251440002	T G YAMRON		52.54	API
110	2100	Other Accounts Payab	3/10/2022	3270507003	JOANNE DIECKMAN		20.13	API
110	2100	Other Accounts Payab	3/4/2022	3270850002	BENJAMIN VREELAND		24.33	API
110	2100	Other Accounts Payab	3/25/2022	3270850004	PURE OPERATING LLC		75.42	API
110	2100	Other Accounts Payab	3/1/2022	327991	AUSTIN LANDSCAPE SUPPLIES	Playground Mulch All Parks &	424.42	API
110	2100	Other Accounts Payab	3/1/2022	327992	AUSTIN LANDSCAPE SUPPLIES	Playground Mulch All Parks &	261.90	API
110	2100	Other Accounts Payab	3/1/2022	328014	AUSTIN LANDSCAPE SUPPLIES	Playground Mulch- Sendero Springs	706.32	API
110	2100	Other Accounts Payab	3/1/2022	328015	AUSTIN LANDSCAPE SUPPLIES	Playground Mulch- Sendero Valley	706.32	API
110	2100	Other Accounts Payab	3/1/2022	328050	AUSTIN LANDSCAPE SUPPLIES	Playground Mulch Cat Hollow Park	424.42	API
110	2100	Other Accounts Payab	3/3/2022	328069	AUSTIN LANDSCAPE SUPPLIES	Playground Mulch TBD Park	1,337.64	API
110	2100	Other Accounts Payab	3/4/2022	328090	AUSTIN LANDSCAPE SUPPLIES	Stock - Road Base - PW Maint Yard	530.06	API
110	2100	Other Accounts Payab	3/8/2022	328111	AUSTIN LANDSCAPE SUPPLIES	Kiddie Mulch HH Park	477.40	API
110	2100	Other Accounts Payab	3/10/2022	328127	AUSTIN LANDSCAPE SUPPLIES	Playground Mulch- North Park	1,665.84	API
110	2100	Other Accounts Payab	3/15/2022	328161	AUSTIN LANDSCAPE SUPPLIES	Playground Mulch - Racine Park	216.88	API
110	2100	Other Accounts Payab	3/24/2022	328250	AUSTIN LANDSCAPE SUPPLIES	DECOMPOSED GRANITE - Trail Repair	1,047.82	API
110	2100	Other Accounts Payab	3/31/2022	328304	AUSTIN LANDSCAPE SUPPLIES	Sand for VB courts NP/CH/CC Parks	1,447.48	API
110	2100	Other Accounts Payab	3/16/2022	3315389723	PITNEY BOWES GLOBAL FINANC	LEASE CHARGES 01/20/22-04/19/22	687.00	API
110	2100	Other Accounts Payab	3/1/2022	3501068235	STAPLES CONTRACT & COMMEF	Posterboard; Index cards; stickies -	16.69	API
110	2100	Other Accounts Payab	3/1/2022	3501068241	STAPLES CONTRACT & COMMEF	Metal Letters - Member Services	15.58	API
110	2100	Other Accounts Payab	3/1/2022	3501068244	STAPLES CONTRACT & COMMEF	Gold Foil stickers - Child Play	5.19	API
110	2100	Other Accounts Payab	3/1/2022	3501068249	STAPLES CONTRACT & COMMEF	Monitor Stand & Mouse - Accounting	54.77	API
110	2100	Other Accounts Payab	3/1/2022	3501068253	STAPLES CONTRACT & COMMEF	Handheld Sprayer Kit - Sports/Fitness	195.70	API
110	2100	Other Accounts Payab	3/1/2022	3501068255	STAPLES CONTRACT & COMMEF	Toners - Sports/Fitness	53.98	API
110	2100	Other Accounts Payab	3/1/2022	3501068258	STAPLES CONTRACT & COMMEF	Lens Cleaning Cloths - Sports/Fitness	37.50	API
110	2100	Other Accounts Payab	3/1/2022	3501068261	STAPLES CONTRACT & COMMEF	Cubicle Slide name plate - CS	6.83	API
110	2100	Other Accounts Payab	3/1/2022	3501068264	STAPLES CONTRACT & COMMEF	(2) Record Boxes - Records	95.46	API
110	2100	Other Accounts Payab	3/1/2022	3501068265	STAPLES CONTRACT & COMMEF	Post it; File pocket folders; clips - Admin	58.22	API
110	2100	Other Accounts Payab	3/1/2022	3501068270	STAPLES CONTRACT & COMMEF	Box Markers - Records	36.99	API

110	2100	Other Accounts Payab	3/1/2022	3501068277	STAPLES CONTRACT & COMMEF	Calculator;Keyboard;Notebooks;Headsets		62.57	API
110	2100	Other Accounts Payab	3/1/2022	3501068281	STAPLES CONTRACT & COMMEF	Coffee filters - CC		19.76	API
110	2100	Other Accounts Payab	3/1/2022	3501068281	STAPLES CONTRACT & COMMEF	Toner - CC		26.99	API
110	2100	Other Accounts Payab	3/1/2022	3501068283	STAPLES CONTRACT & COMMEF	Markers;Dryerase;eraser;pushpins;crayon		154.23	API
110	2100	Other Accounts Payab	3/1/2022	3501068288	STAPLES CONTRACT & COMMEF	Cork Board - CC Supervisor Office		72.59	API
110	2100	Other Accounts Payab	3/1/2022	3501068296	STAPLES CONTRACT & COMMEF	Binders; Toilet cleaner&brush; cotton		36.23	API
110	2100	Other Accounts Payab	3/31/2022	3504300706	STAPLES CONTRACT & COMMEF	HP Toner - Admin MGR		317.64	API
110	2100	Other Accounts Payab	3/31/2022	3504300715	STAPLES CONTRACT & COMMEF	Dust Pan; Broom; First Aid -		59.71	API
110	2100	Other Accounts Payab	3/31/2022	3504300718	STAPLES CONTRACT & COMMEF	First Aid - Sports&Fitness		8.76	API
110	2100	Other Accounts Payab	3/31/2022	3504300723	STAPLES CONTRACT & COMMEF	First Aid - Sports&Fitness		8.76	API
110	2100	Other Accounts Payab	3/31/2022	3504300727	STAPLES CONTRACT & COMMEF	First Aid - Sports&Fitness		8.76	API
110	2100	Other Accounts Payab	3/31/2022	3504300732	STAPLES CONTRACT & COMMEF	Mop Spray - Sports&Fitness		119.93	API
110	2100	Other Accounts Payab	3/31/2022	3504300737	STAPLES CONTRACT & COMMEF	Brother Toner - Programs		82.19	API
110	2100	Other Accounts Payab	3/31/2022	3504300737	STAPLES CONTRACT & COMMEF	Crayons & Duct Tape - Programs		8.01	API
110	2100	Other Accounts Payab	3/31/2022	3504300742	STAPLES CONTRACT & COMMEF	Wall Sign Holder - New IT Specialist		11.69	API
110	2100	Other Accounts Payab	3/31/2022	3504300750	STAPLES CONTRACT & COMMEF	Wall Name Plate - New IT Specialist		6.70	API
110	2100	Other Accounts Payab	3/31/2022	3504300753	STAPLES CONTRACT & COMMEF	Wall Name Plate - CS Area		6.70	API
110	2100	Other Accounts Payab	3/31/2022	3504300756	STAPLES CONTRACT & COMMEF	Returned - 6 Marker Organizer		45.75	API
110	2100	Other Accounts Payab	3/31/2022	3504300758	STAPLES CONTRACT & COMMEF	Markers for Admin Conference Room		5.85	API
110	2100	Other Accounts Payab	3/31/2022	3504300758	STAPLES CONTRACT & COMMEF	Black ink Cartridge for Plotter Machine		39.90	API
110	2100	Other Accounts Payab	3/31/2022	3504300760	STAPLES CONTRACT & COMMEF	Money Receipt Book -CS		59.96	API
110	2100	Other Accounts Payab	3/31/2022	3504300762	STAPLES CONTRACT & COMMEF	Desk Name Plate - Aquatics Sup		6.83	API
110	2100	Other Accounts Payab	3/31/2022	3504300764	STAPLES CONTRACT & COMMEF	Toner & Drum - Purchasing Specialist		126.25	API
110	2100	Other Accounts Payab	3/31/2022	3504300765	STAPLES CONTRACT & COMMEF	Spiral Notebook; Markers - Angela		38.28	API
110	2100	Other Accounts Payab	3/31/2022	3504300767	STAPLES CONTRACT & COMMEF	Binder & Laminate Sheets - Member Svc's		83.37	API
110	2100	Other Accounts Payab	3/31/2022	3504300768	STAPLES CONTRACT & COMMEF	Toners - Member Svc's		220.62	API
110	2100	Other Accounts Payab	3/31/2022	3504300771	STAPLES CONTRACT & COMMEF	First Aid - Member Svc's		52.11	API
110	2100	Other Accounts Payab	3/31/2022	3504300773	STAPLES CONTRACT & COMMEF	Magnetic Whiteboard - Member Svc's		22.49	API
110	2100	Other Accounts Payab	3/31/2022	3504300775	STAPLES CONTRACT & COMMEF	Coffee Creamers - Member Svc's		197.87	API
110	2100	Other Accounts Payab	3/4/2022	3518	AS AWARDS, INC.	Trophies & Awards for MUDRun, 4th of		269.54	API
110	2100	Other Accounts Payab	3/1/2022	3530	ENVIRONS ARCHITECTURAL MIL	Boardroon Wainscot Demo & Store		380.00	API
110	2100	Other Accounts Payab	3/1/2022	3531	ENVIRONS ARCHITECTURAL MIL	Boardroom Wainscot Materials		976.00	API
110	2100	Other Accounts Payab	3/1/2022	3531	ENVIRONS ARCHITECTURAL MIL	Boardroom Wainscot Materials	976.00		API
110	2100	Other Accounts Payab	3/1/2022	3539385824	AUTO ZONE, INC.	Seat Covers for Truck #1302		39.99	API
110	2100	Other Accounts Payab	3/21/2022	3539395623	AUTO ZONE, INC.	Maintenance Supplies Truck #1303		80.15	API
110	2100	Other Accounts Payab	3/29/2022	3539399439	AUTO ZONE, INC.	BATTERY-UNIT #1601		174.99	API
110	2100	Other Accounts Payab	3/21/2022	3543	AS AWARDS, INC.	NAME BADGES		42.08	API
110	2100	Other Accounts Payab	3/17/2022	380583	DARSHAN VARTAK	Reservation #22098 Deposit Refund		17.50	API
110	2100	Other Accounts Payab	3/10/2022	390476	JOHN KING CONSTRUCTION	Refund 2 Inspections 7509 O'Connor Dr		130.00	API
110	2100	Other Accounts Payab	3/9/2022	39221801	MOTOR MAN	Dump Truck Oil Change		65.00	API
110	2100	Other Accounts Payab	3/22/2022	3P60140	DATAPROSE, LLC	MARCH 2022 NEWSLETTER		459.06	API
110	2100	Other Accounts Payab	3/28/2022	40	PERPETUAL INNOVATIONS	IT CONSULTING - JAN. 2022		2,100.00	API
110	2100	Other Accounts Payab	3/31/2022	409	WILLIAMSON COUNTY	JAN - MAR 2022 VEHICLE USAGE		2,244.00	API
110	2100	Other Accounts Payab	3/28/2022	41	PERPETUAL INNOVATIONS	IT CONSULTING - FEB. 2022		1,750.00	API
110	2100	Other Accounts Payab	3/14/2022	4112408175	CINTAS CORPORATION #86	Ultra Cleaning- Locker Rooms		369.24	API
110	2100	Other Accounts Payab	3/8/2022	414294	SEC PLANNING LLC	Prj#180162.03 Community Garden		330.00	API
110	2100	Other Accounts Payab	3/31/2022	42	PERPETUAL INNOVATIONS	IT CONSULTING - Mar. 2022		2,250.00	API
110	2100	Other Accounts Payab	3/1/2022	42041	McLEAN & HOWARD, L.L.P.	FEB. 2022 ATTORNEY FEES-		15,380.00	API
110	2100	Other Accounts Payab	3/31/2022	42367	McLEAN & HOWARD, L.L.P.	March Legal		13,697.50	API
110	2100	Other Accounts Payab	3/31/2022	4246	MEAN GREEN CARPET CLEANIN(	DEEP CLEAN POOLS & PARKS		1,450.00	API

110	2100	Other Accounts Payab	3/17/2022	43179	MRB GROUP ENGINEERING, AR(	P#0226.20005.000:COMMUNITY PARK	555.00	API
110	2100	Other Accounts Payab	3/18/2022	43273	MRB GROUP ENGINEERING, AR(	P#0226.16000.000- GENERAL ENG	3,360.00	API
110	2100	Other Accounts Payab	3/18/2022	43277	MRB GROUP ENGINEERING, AR(	P#0226.21007.000- WATER SYSTEM	8,665.00	API
110	2100	Other Accounts Payab	3/18/2022	43279	MRB GROUP ENGINEERING, AR(	P#0226.19003.000- ZEBRA MUSSEL	2,237.50	API
110	2100	Other Accounts Payab	3/18/2022	43281	MRB GROUP ENGINEERING, AR(	P#0226.21003.000- SAM BASS UTILITY-	8,740.00	API
110	2100	Other Accounts Payab	3/18/2022	43282	MRB GROUP ENGINEERING, AR(	P#0226.22002.000- CAT HALLOW POOL	2,658.18	API
110	2100	Other Accounts Payab	3/31/2022	43696	MRB GROUP ENGINEERING, AR(	P#0226.19003.000-ZEBRA MUSSEL	2,815.00	API
110	2100	Other Accounts Payab	3/4/2022	4413779002	OPEN DOOR LABS INC		70.16	API
110	2100	Other Accounts Payab	3/25/2022	4413792001	JOE/MICHELLE DORAN		11.61	API
110	2100	Other Accounts Payab	3/25/2022	4435050002	STETSON PROPERTY MANAGEMENT		89.99	API
110	2100	Other Accounts Payab	3/4/2022	4435050005	JOY KERLIN		42.32	API
110	2100	Other Accounts Payab	3/4/2022	4438850003	LINDSAY MIKULLENCAK		27.14	API
110	2100	Other Accounts Payab	3/10/2022	4439150002	BRIAN RAY		4.42	API
110	2100	Other Accounts Payab	3/4/2022	4442650003	OPEN DOOR LABS INC		63.92	API
110	2100	Other Accounts Payab	3/4/2022	4447050001	THOMAS MUTTWILL		42.25	API
110	2100	Other Accounts Payab	3/4/2022	4454050002	AUSTIN 101 PROPERTIES		11.21	API
110	2100	Other Accounts Payab	3/4/2022	4455200008	OPEN DOOR LABS INC		64.84	API
110	2100	Other Accounts Payab	3/25/2022	4456500001	HANTAO DONG		45.66	API
110	2100	Other Accounts Payab	3/10/2022	4461600008	WILLIAM PORTER		13.01	API
110	2100	Other Accounts Payab	3/4/2022	4464250003	BOAZ HECHT		30.76	API
110	2100	Other Accounts Payab	3/25/2022	4468900003	IGOR BASKIN		69.36	API
110	2100	Other Accounts Payab	3/4/2022	4484500011	ARY DJAJADI		46.30	API
110	2100	Other Accounts Payab	3/4/2022	4486109003	OFFERPAD LLC		17.99	API
110	2100	Other Accounts Payab	3/4/2022	4491850002	STEVE CHOU		48.56	API
110	2100	Other Accounts Payab	3/10/2022	4493400003	RAJANI NAINI		83.92	API
110	2100	Other Accounts Payab	3/4/2022	4493650006	OPEN DOOR LABS INC		63.92	API
110	2100	Other Accounts Payab	3/8/2022	4550	EMPLOYEE CHECK	Employee/Referee/Contractor	2,568.85	API
110	2100	Other Accounts Payab	3/31/2022	4551	EMPLOYEE CHECK	Backgroung Checks	2,396.00	API
110	2100	Other Accounts Payab	3/7/2022	46218	GOMEZ FLOOR COVERING, INC.	Repair Vinyl Flooring in BCCC	1,040.00	API
110	2100	Other Accounts Payab	3/10/2022	4667	ROUND ROCK ISD	After School Program & BC METS Trip	1,325.85	API
110	2100	Other Accounts Payab	3/31/2022	4690	ROUND ROCK ISD	March 2022-TRANSPORTATION BILLING	1,090.75	API
110	2100	Other Accounts Payab	3/23/2022	472702	DOG WASTE DEPOT	(6000) Dog Waste Bags & (200) Can Liners	530.58	API
110	2100	Other Accounts Payab	3/1/2022	49305	ALLIANCE SAFETY AND FIRE PRO	Troubleshoot existing FACP-panel	512.00	API
110	2100	Other Accounts Payab	3/15/2022	4981	BRAZOS RIVER AUTHORITY	RAW WATER	48,405.05	API
110	2100	Other Accounts Payab	3/18/2022	50633	AFFORDABLE SIGNS	SIGNS IN PARKS AND POOL	1,407.50	API
110	2100	Other Accounts Payab	3/11/2022	5221704-00	FACILITY SOLUTIONS GROUP, IN	Lights for Community Center - Red Lobby	441.28	API
110	2100	Other Accounts Payab	3/28/2022	5226808-00	FACILITY SOLUTIONS GROUP, IN	Lights BCCC	278.12	API
110	2100	Other Accounts Payab	3/28/2022	5227005-00	FACILITY SOLUTIONS GROUP, IN	Stock - Lighting	109.44	API
110	2100	Other Accounts Payab	3/8/2022	56046	CONNECTION CHEMICALS LP	165 Gal of Sodium Bisulfite @ WTP	410.85	API
110	2100	Other Accounts Payab	3/1/2022	57195	ECO SYSTEMS LANDSCAPE SERV	March 2022 Monthly Landscaping	37,708.01	API
110	2100	Other Accounts Payab	3/11/2022	585936	AFLAC	March 22 INSURANCE	856.18	API
110	2100	Other Accounts Payab	3/1/2022	59500266	ROBERT HALF MANAGEMENT RI	S.WERNER-ACCT. ASST. SRV: WK ENDING	1,465.20	API
110	2100	Other Accounts Payab	3/7/2022	59538127	ROBERT HALF MANAGEMENT RI	S.WERNER-ACCT. ASST. SRV: WK ENDING	1,465.20	API
110	2100	Other Accounts Payab	3/17/2022	59617310	ROBERT HALF MANAGEMENT RI	S.WERNER-ACCT. ASST. SRV: WK ENDING	1,465.20	API
110	2100	Other Accounts Payab	3/22/2022	59635558	ROBERT HALF MANAGEMENT RI	S.WERNER-ACCT. ASST. SRV: WK ENDING	1,465.20	API
110	2100	Other Accounts Payab	3/28/2022	59669143	ROBERT HALF MANAGEMENT RI	S.WERNER-ACCT. ASST. SRV: WK ENDING	1,465.20	API
110	2100	Other Accounts Payab	3/1/2022	60453	ALL CENTEX INC	Pumpdown Wetwells- Cat Hallow	900.00	API
110	2100	Other Accounts Payab	3/17/2022	6386	TEXAS WINDOW CLEANING	INSIDE & OUTSIDE CLEANING OF CC	615.00	API
110	2100	Other Accounts Payab	3/31/2022	6409	MEEDER PUBLIC FUNDS INC	INVESTMENT MANAGEMENT - JAN-MAR	5,000.00	API
110	2100	Other Accounts Payab	3/31/2022	6530435	TEXAS DISPOSAL SYSTEMS, INC	MAR 2022 DISTRICT GARBAGE PICKUP	98,154.12	API

110	2100	Other Accounts Payab	3/3/2022	715366000-01	ORIENTAL TRADING COMPANY,	Father/Son Event Supplies	23.91	API
110	2100	Other Accounts Payab	3/16/2022	7292	GAMECOURT SERVICES, INC	Goal Motor Replacement- BCCC Red Gym	2,370.00	API
110	2100	Other Accounts Payab	3/14/2022	730022	ALLIED PLASTIC SUPPLY LLC	Community Trail plexiglass replacement	675.00	API
110	2100	Other Accounts Payab	3/1/2022	79389	CAPITOL CITY JANITORIAL, INC.	MONTHLY JANITORIAL-16318 GREAT	4,525.96	API
110	2100	Other Accounts Payab	3/1/2022	79837	CAPITOL CITY JANITORIAL, INC.	MARCH 2022 - JANITORIAL-WTF	180.00	API
110	2100	Other Accounts Payab	3/31/2022	79923062	WEX BANK	Mar. 2022 Fuel	5,266.61	API
110	2100	Other Accounts Payab	3/1/2022	8222480189	UNIFIRST HOLDINGS, INC.	FLOOR MATS& CLEANING SUPPLIES	95.96	API
110	2100	Other Accounts Payab	3/10/2022	8222493695	UNIFIRST HOLDINGS, INC.	FLOOR MATS& CLEANING SUPPLIES	97.40	API
110	2100	Other Accounts Payab	3/1/2022	883645	USA BLUE BOOK	Lab Supplies- BCWF	218.27	API
110	2100	Other Accounts Payab	3/1/2022	8864	360 POWER SOLUTIONS LLC	Generator Rental Lake Georgetown	11,453.00	API
110	2100	Other Accounts Payab	3/1/2022	891847	USA BLUE BOOK	Lab Supplies- BCWF	169.93	API
110	2100	Other Accounts Payab	3/1/2022	892939	USA BLUE BOOK	Pipe Cutter- Truck #2002	903.69	API
110	2100	Other Accounts Payab	3/3/2022	898035	USA BLUE BOOK	Hach Nitrite Chemkey	63.51	API
110	2100	Other Accounts Payab	3/3/2022	898311	USA BLUE BOOK	Hydrant Oil (1 Gal)	71.18	API
110	2100	Other Accounts Payab	3/15/2022	90184582	CARRIER CORPORATION	Install iVu Pro 32 - new HVAC Software	12,335.00	API
110	2100	Other Accounts Payab	3/31/2022	91006150	MTECH-ICON	HVAC PREVENTATIVE QTLY	2,788.50	API
110	2100	Other Accounts Payab	3/16/2022	911833	USA BLUE BOOK	Various Chemicals & Testing Supplies-	4,190.14	API
110	2100	Other Accounts Payab	3/16/2022	912633	USA BLUE BOOK	Fluoride- BCWF	246.61	API
110	2100	Other Accounts Payab	3/10/2022	916347135	BSN SPORTS	Basketballs, Nets & Whistle- BBall Legues	1,227.62	API
110	2100	Other Accounts Payab	3/15/2022	916398919	BSN SPORTS	Youthg BBall equimpent	134.95	API
110	2100	Other Accounts Payab	3/22/2022	916483235	BSN SPORTS	Field Paint for Youth & Adult Leagues	432.36	API
110	2100	Other Accounts Payab	3/25/2022	916535528	BSN SPORTS	Field Paint for Adult and Youth Leagues	864.72	API
110	2100	Other Accounts Payab	3/28/2022	9197635986	QUEST DIAGNOSTICS CLINICAL L	PRE-EMPLOYMENT DRUG TESTING	195.00	API
110	2100	Other Accounts Payab	3/1/2022	9224428327	GRAINGER	Replacement Gas Fired Infrared Heater-	577.02	API
110	2100	Other Accounts Payab	3/15/2022	9245926606	GRAINGER	VALVES TO REPAIR SHOWER AT BCWF	145.34	API
110	2100	Other Accounts Payab	3/18/2022	9249715765	GRAINGER	COMPONENETS TO PUMP DOWN CH	789.38	API
110	2100	Other Accounts Payab	3/1/2022	94206008	ENVIRONMENTAL SYSTEMS RES	ARCGIS ONLINE VIEWER /CREATOR	1,800.00	API
110	2100	Other Accounts Payab	3/1/2022	9681	HERITAGE TREE CARE, LLC	Dead Tree Removal on GO Drive	2,850.00	API
110	2100	Other Accounts Payab	3/22/2022	9786	HERITAGE TREE CARE, LLC	Remove Deads by O'Connor	2,850.00	API
110	2100	Other Accounts Payab	3/15/2022	9901165527	VERIZON WIRELESS	CELL/DATA COVERAGE 02/06-03/06/22	946.68	API
110	2100	Other Accounts Payab	3/31/2022	995776601	AMAZON WEB SERVICES	MONTHLY CHARGE FOR GLACIER BACK	97.13	API
110	2100	Other Accounts Payab	3/21/2022	A000156136	AUSTIN WOOD RECYCLING	Masonry Sand for Sand Volleyball CC	192.93	API
110	2100	Other Accounts Payab	3/28/2022	A000158562	AUSTIN WOOD RECYCLING	KS0050 Screened Chocolate Loam per CY	194.40	API
110	2100	Other Accounts Payab	3/18/2022	AAONAA-0318	AMAZING ATHLETES OF NORTH	Michelle Upshaw: Amazing Athletes	313.60	API
110	2100	Other Accounts Payab	3/3/2022	ANDRIC-03032	RICHARD ANDIS	Adult Basketball Referee- 03.03.2022	96.00	API
110	2100	Other Accounts Payab	3/10/2022	ANDRIC-03102	RICHARD ANDIS	Adult BBall Referee- 03.10.2022	72.00	API
110	2100	Other Accounts Payab	3/10/2022	APP#4	G CREEK CONSTRUCTION	P#20-603- Creekside Pool Deck Replace-	2,439.72	API
110	2100	Other Accounts Payab	3/18/2022	ATOROS-0318	SPURS D-LEAGUE LLC	Austin Spurs Spring Break Camp- 03/14-	2,995.20	API
110	2100	Other Accounts Payab	3/30/2022	ATXELI-033022	ATX ELITE HOOPS LLC	ATX Elite Hoops 2/27/22-03/27/22	406.00	API
110	2100	Other Accounts Payab	3/15/2022	AUSINV01669	JOE W. FLY COMPANY	2 Month Replacement of Air Filters- BCCC	410.00	API
110	2100	Other Accounts Payab	3/2/2022	BCATA-030222	BLUE LOTUS MARTIAL ARTS LLC	Taekwondo Classes January 2022	2,316.98	API
110	2100	Other Accounts Payab	3/1/2022	BCATA-042022	BLUE LOTUS MARTIAL ARTS LLC	TAEKWONDO CLASSES FEB. 2022	2,560.00	API
110	2100	Other Accounts Payab	3/31/2022	BCMUD Zebra	CITY OF ROUND ROCK	Excel Construction App #5 period to	115,535.20	API
110	2100	Other Accounts Payab	3/1/2022	BO1871058-	SWANK MOTION PICTURES, INC	Movies in the Park 2022- Various Events	2,730.00	API
110	2100	Other Accounts Payab	3/23/2022	BSW370986	BRENNTAG SOUTHWEST, INC	47100 GALLONS OF AQUAFLOR 10% #	4,940.39	API
110	2100	Other Accounts Payab	3/1/2022	CARPET-0214-	PETER D CARR	Adult Volleyball Referee- 02.14.2022	60.00	API
110	2100	Other Accounts Payab	3/1/2022	CARPET-02142	PETER D CARR	Adult Volleyball Coordinator- 02.14.2022	15.00	API
110	2100	Other Accounts Payab	3/1/2022	CARPET-02212	PETER D CARR	Adult Volleyball Coordinator- 02.21.2022	10.00	API
110	2100	Other Accounts Payab	3/1/2022	CARPET-02212	PETER D CARR	Adult Volleyball Referee- 02.21.2022	40.00	API
110	2100	Other Accounts Payab	3/2/2022	CARPET-03022	PETER D CARR	ADULT VOLLEYBALL COORDINATOR	10.00	API

110	2100	Other Accounts Payab	3/9/2022	CARPET-03092	PETER D CARR	Adult Volleyball Referee- 03.09.2022	60.00	API
110	2100	Other Accounts Payab	3/9/2022	CARPET-03092	PETER D CARR	Adult Volleyball Coordinator- 03.09.2022	15.00	API
110	2100	Other Accounts Payab	3/2/2022	CARPET-03222	PETER D CARR	ADULT VOLLEYBALL REFEREE 03/2/2022	40.00	API
110	2100	Other Accounts Payab	3/30/2022	CARPET-03302	PETER D CARR	ADULT VOLLEYBALL REFEREE 03/30/22	40.00	API
110	2100	Other Accounts Payab	3/30/2022	CARPET-03302	PETER D CARR	ADULT VOLLEYBALL COORDINATOR -	15.00	API
110	2100	Other Accounts Payab	3/7/2022	CB00046999	CDW GOVERNMENT, INC.	ENT E3 STANDARD MTHY OFFICE 365	1,150.00	API
110	2100	Other Accounts Payab	3/7/2022	CB00047167	CDW GOVERNMENT, INC.	EXCHANGE ONLINE PLAN 2 /OFFICE 365	315.00	API
110	2100	Other Accounts Payab	3/8/2022	CB00051746	CDW GOVERNMENT, INC.	EXCHANGE ONLINE PLAN 2 /OFFICE 365	720.00	API
110	2100	Other Accounts Payab	3/3/2022	DEYMIC-03032	MICHAEL DEYOUNG	Adult Basketball Referee- 03.03.2022	96.00	API
110	2100	Other Accounts Payab	3/10/2022	DEYMIC-03102	MICHAEL DEYOUNG	Adult Basketball Referee- 03.10.2022	72.00	API
110	2100	Other Accounts Payab	3/31/2022	DEYMIC-03312	MICHAEL DEYOUNG	ADULT BBALL REFEREE 03.31.22	96.00	API
110	2100	Other Accounts Payab	3/30/2022	DP2201243	DATAPROSE, LLC	BILL PACKAGE-PRODUCTION & POSTAGE	2,671.29	API
110	2100	Other Accounts Payab	3/31/2022	DUBTOM-033	TOM DUBOSE	ADULT BBALL REFEREE 03.31.22	96.00	API
110	2100	Other Accounts Payab	3/14/2022	GEORGES-031	GEORGE'S ART & SIGN SHOP	2022 BBQ COOK OFF PLAQUES	804.00	API
110	2100	Other Accounts Payab	3/2/2022	HARHEA-0302	KINDERDANCE	Kinderdance Classes 02/1-02/26/22	612.00	API
110	2100	Other Accounts Payab	3/31/2022	HARHEA-0404	KINDERDANCE	KINDER CLASSES 03/01/2022-03/31/2022	252.00	API
110	2100	Other Accounts Payab	3/15/2022	HENPHI-0222	PHIL HENDERSON	Youth Volleyball Coordinator- 02.19 &	150.00	API
110	2100	Other Accounts Payab	3/14/2022	IN0047311	MARATHON FITNESS	(100) Preva Cardio Tokens	205.00	API
110	2100	Other Accounts Payab	3/16/2022	INV001161221	THE LIFEGUARD STORE, INC	(100) Whistles & Landyards	398.50	API
110	2100	Other Accounts Payab	3/1/2022	INV222254	QSCEND TECHNOLOGIES, INC	WEBSITE-DATABASE HSTNG/DDOS	2,100.00	API
110	2100	Other Accounts Payab	3/7/2022	INV67232	MOST DEPENDABLE FOUNTAINS	Stock Supplies - Repairs from freeze	1,305.00	API
110	2100	Other Accounts Payab	3/7/2022	INV67233	MOST DEPENDABLE FOUNTAINS	2nd Chiller for close proximity to fountain	1,100.00	API
110	2100	Other Accounts Payab	3/31/2022	IV12645	IVR TECHNOLOGY GROUP, INC.	MONTHLY SYSTEM PHONE HOSTING-	114.52	API
110	2100	Other Accounts Payab	3/1/2022	JURLES-02262	LESLIE W. JURRELLS	Youth Basketball Referee- 02.26.2022	144.00	API
110	2100	Other Accounts Payab	3/3/2022	KINSCO-03032	SCOTT H KINNEY	Adult Basketball Referee- 03.03.2022	96.00	API
110	2100	Other Accounts Payab	3/10/2022	KINSCO-03102	SCOTT H KINNEY	Adult BBall Referee- 03.10.2022	72.00	API
110	2100	Other Accounts Payab	3/31/2022	KINSCO-03312	SCOTT H KINNEY	ADULT BBALL REFEREE 03.31.22	96.00	API
110	2100	Other Accounts Payab	3/8/2022	LERLAR-03082	LARRY LERMA	Weight Room Organization Needs- Home	66.87	API
110	2100	Other Accounts Payab	3/1/2022	M7222	MCLIFF COFFEE + VENDING	Coffee Supplies	667.57	API
110	2100	Other Accounts Payab	3/1/2022	M7311	MCLIFF COFFEE + VENDING	Coffee Supplies	721.72	API
110	2100	Other Accounts Payab	3/1/2022	M7434	MCLIFF COFFEE + VENDING	Coffee Supplies	764.93	API
110	2100	Other Accounts Payab	3/1/2022	M7466	MCLIFF COFFEE + VENDING	Coffee Supplies	327.98	API
110	2100	Other Accounts Payab	3/1/2022	M7507	MCLIFF COFFEE + VENDING	Coffee Supplies	822.40	API
110	2100	Other Accounts Payab	3/1/2022	M7580	MCLIFF COFFEE + VENDING	Coffee Supplies	153.27	API
110	2100	Other Accounts Payab	3/3/2022	M7611	MCLIFF COFFEE + VENDING	Coffee Supplies	439.77	API
110	2100	Other Accounts Payab	3/16/2022	M7683	MCLIFF COFFEE + VENDING	Coffee Supplies	412.22	API
110	2100	Other Accounts Payab	3/23/2022	M7698	MCLIFF COFFEE + VENDING	Coffee Supplies	149.98	API
110	2100	Other Accounts Payab	3/31/2022	M7757	MCLIFF COFFEE + VENDING	COFFEE SUPPLIES	224.97	API
110	2100	Other Accounts Payab	3/22/2022	MACARM-032	ARMIDA MACIAS	Petty Cash- Till for New CSR- C.Chew	150.00	API
110	2100	Other Accounts Payab	3/31/2022	NOBGRA-0331	GRACE NOBLES	MILEAGE REIMBURSEMENT 03/01/22	19.89	API
110	2100	Other Accounts Payab	3/4/2022	ORTPAU-0304	PAUL ORTEGA	Boot Reimbursement	69.97	API
110	2100	Other Accounts Payab	3/1/2022	P48941970	BATTERIES PLUS BULBS #141	Batteries for Burglar Alarms & Truck	59.81	API
110	2100	Other Accounts Payab	3/31/2022	Pay App4	EXCEL CONSTRUCTION SERVICES	PROJ: #0226.19003- ZEBRA MUSSEL	229,446.00	API
110	2100	Other Accounts Payab	3/1/2022	PBRUSHY2220	TML HEALTH BENEFITS POOL	HEALTH INSURANCE PREMIUMS- MARCH	40,177.60	API
110	2100	Other Accounts Payab	3/21/2022	PBRUSHY2220	TML HEALTH BENEFITS POOL	HEALTH INSURANCE PREMIUMS- APR-	38,007.22	API
110	2100	Other Accounts Payab	3/31/2022	POOCON-0331	CONAN POOLE	Mileage Reimbursement 03/01/22-	80.03	API
110	2100	Other Accounts Payab	3/11/2022	Q502642	CORE & MAIN LP	30-METER BODIES	1,468.80	API
110	2100	Other Accounts Payab	3/31/2022	RRFEN041322	ROUND ROCK FENCING CLUB	Fencing Classes 03/07/22 - 04/13/22	6,360.00	API
110	2100	Other Accounts Payab	3/29/2022	S112673348.0	MORSCO SUPPLY, LLC	Toilet Auger - BCCC Park	60.61	API
110	2100	Other Accounts Payab	3/1/2022	SA-160521	SAFESITE, INC	District Document Storage Service- Off-	449.50	API

110	2100	Other Accounts Payab	3/29/2022	SI2022-02162	ANCHOR-VENTANA GLASS	Replace Several parts on CC doors		1,431.00	API
110	2100	Other Accounts Payab	3/24/2022	SIN012611	ANTEA USA, INC.	Testing Samples- 1Q WQP Sample		3,500.00	API
110	2100	Other Accounts Payab	3/1/2022	SINV0177804	WORKQUEST	2-64 Gal Bins-Mntly Secured Conf Recycle		36.00	API
110	2100	Other Accounts Payab	3/1/2022	SINV0179713	WORKQUEST	2-64 GAL BINS-MNTLY SECURED CONF		36.00	API
110	2100	Other Accounts Payab	3/31/2022	SLAERI-040422	ERIC SLAVIN	GUITAR LESSONS 03/1/22 THRU 03/31/22		847.00	API
110	2100	Other Accounts Payab	3/10/2022	SPRJAS-03102	JASON SPRINGFIELD	Adult BBall Referee- 03.10.2022		72.00	API
110	2100	Other Accounts Payab	3/10/2022	SPRJAS-03112	JASON SPRINGFIELD	Adult BBall Coordinator-02/10, 2/17,		190.00	API
110	2100	Other Accounts Payab	3/31/2022	STAPAT-03172	PATRICIA STARKE	MILEAGE REIMBURSMENT 03/01/22		35.69	API
110	2100	Other Accounts Payab	3/1/2022	SWO219584-1	ASSOCIATED SUPPLY COMPANY,	Maint Yard Back Hoe Repair		1,249.96	API
110	2100	Other Accounts Payab	3/31/2022	SYKANT-03312	ANTHONY SYKES	ADULT BBALL REFEREE 03.31.22		96.00	API
110	2100	Other Accounts Payab	3/31/2022	T600-147335	COTHRONS SAFE & LOCK CO., IN	DUPLICARE KEYS FOR MYRA AND GEETA		52.50	API
110	2100	Other Accounts Payab	3/31/2022	t600-147337	COTHRONS SAFE & LOCK CO., IN	Keys for Rental Kitchen-CC		18.00	API
110	2100	Other Accounts Payab	3/2/2022	WHIBOB-0302	BOBBY WHITE	ADULT VOLLEYBALL REFEREE 03/2/2022		40.00	API
110	2100	Other Accounts Payab	3/9/2022	WHIBOB-0309	BOBBY WHITE	Adult Volleyball Referee- 03.09.2022		60.00	API
110	2100	Other Accounts Payab	3/28/2022	WHIBOB-0328	BOBBY WHITE	ADULT SAND VOLLEYBALL COORDINATOR		20.00	API
110	2100	Other Accounts Payab	3/28/2022	WHIBOB-0328	BOBBY WHITE	ADULT SAND VOLLEYBALL REFEREE		80.00	API
110	2100	Other Accounts Payab	3/30/2022	WHIBOB-0330	BOBBY WHITE	ADULT VOLLEYBALL REFEREE 03/30/22		60.00	API
110	2100	Other Accounts Payab	3/3/2022	WIGRUS-0303	RUSSELL A. WIGHT	Adult Basketball Referee- 03.03.2022		96.00	API
110	2100	Other Accounts Payab	3/4/2022	WINWAD-030	WADE WINNETT	Boot Reimbursement		114.95	API
110	2100	Other Accounts Payab	3/11/2022	WIRJUS-02232	JUSTIN WIRTH	LGIT Academy Per Diem- 03/06-03/11/22		369.15	API
110	2100	Other Accounts Payab	3/6/2022	WIRJUS-02282	JUSTIN WIRTH	LGIT Academy Registration Fee		325.00	API
110	2100	Other Accounts Payab	3/11/2022	WIRJUS-03112	JUSTIN WIRTH	REIMBURSEMENT-THRIFTY RENTAL CAR -		500.26	API
110	2100	Other Accounts Payab	3/31/2022	WORLAU-0331	LAUREN WORSLEY	MILEAGE REIMBURSEMENT 03/01-03/31		16.15	API
110	2100	Other Accounts Payab	3/8/2022	Z8099834	VERIZON COMMUNICATIONS IN	MONTHLY CHARGES FOR IP FLEX ACCESS,		639.91	API
110	2100	Other Accounts Payab	3/1/2022	092675	CITY OF ROUND ROCK	CAPITAL & FLOW CHARGE	70,350.38		APS
110	2100	Other Accounts Payab	3/1/2022	092676	PHILLIP SALAZAR	YOUTH VOLLEYBALL COORDINATOR-	50.00		APS
110	2100	Other Accounts Payab	3/1/2022	092676	PHILLIP SALAZAR	YOUTH VOLLEYBALL COORDINATOR-	50.00		APS
110	2100	Other Accounts Payab	3/4/2022	092677	OLIVIA ALEXANDER	YOUTH BBALL SCORE KEEPER 02/19/22	66.00		APS
110	2100	Other Accounts Payab	3/4/2022	092678	LANCE ANTHONY	YOUTH BBALL REFEREE 02/19/22	144.00		APS
110	2100	Other Accounts Payab	3/4/2022	092679	DONALD CARR	YOUTH BBALL REFEREE 02/19/22	96.00		APS
110	2100	Other Accounts Payab	3/4/2022	092680	FREDERICK DELOACH	YOUTH BBALL REFEREE 02/19/22	72.00		APS
110	2100	Other Accounts Payab	3/4/2022	092681	STEPHANIE JUMPER-THORNBUR	YOUTH BBALL REFEREE 02/19/22	173.00		APS
110	2100	Other Accounts Payab	3/4/2022	092682	DARRELL D. MCCANT	YOUTH BBALL REFEREE 02/19/22	72.00		APS
110	2100	Other Accounts Payab	3/4/2022	092683	RICHARD MCELROY	YOUTH BBALL REFEREE 02/19/22	96.00		APS
110	2100	Other Accounts Payab	3/4/2022	092684	LILY MARIE MOSS	YOUTH BBALL SCORE KEEPER 02/19/22	72.00		APS
110	2100	Other Accounts Payab	3/4/2022	092685	ERIC RADFORD	YOUTH BBALL REFEREE 02/19/22	173.00		APS
110	2100	Other Accounts Payab	3/4/2022	092686	KENT M ROBERSON	YOUTH BBALL REFEREE 02/19/22	144.00		APS
110	2100	Other Accounts Payab	3/4/2022	092687	ALTON R RANDOLPH JR	YOUTH BBALL REFEREE 02/19/22	96.00		APS
110	2100	Other Accounts Payab	3/4/2022	092688	KWAME THOMAS	YOUTH BBALL REFEREE 02/19/22	98.00		APS
110	2100	Other Accounts Payab	3/4/2022	092689	KAREN CONNESS		54.62		APS
110	2100	Other Accounts Payab	3/4/2022	092690	TINA LIM		56.88		APS
110	2100	Other Accounts Payab	3/4/2022	092691	AUSTIN LANDSCAPE SUPPLIES	Play Ground Mulch Pepper Rock Zipline	424.42		APS
110	2100	Other Accounts Payab	3/4/2022	092691	AUSTIN LANDSCAPE SUPPLIES	Granite for all Trails, Limestone for	221.24		APS
110	2100	Other Accounts Payab	3/4/2022	092692	ANCHOR-VENTANA GLASS	Replace Glass Board Room & Game Room	6,074.30		APS
110	2100	Other Accounts Payab	3/4/2022	092693	AMERICAN RED CROSS - HEALTH	Swim Class Sign-ups	975.00		APS
110	2100	Other Accounts Payab	3/4/2022	092694	AS AWARDS, INC.	Disc Golf Tournament Plaques	90.10		APS
110	2100	Other Accounts Payab	3/4/2022	092695	ATX ELITE HOOPS LLC	ATX Elite Hoops 01/30-02/20/22	609.00		APS
110	2100	Other Accounts Payab	3/4/2022	092696	AUTO ZONE, INC.	Security Vehicle Supplies	43.78		APS
110	2100	Other Accounts Payab	3/4/2022	092697	BARRIER FENCE SYSTEMS, LLC	Replace Fence @ Pepper Rock- Car	5,365.00		APS
110	2100	Other Accounts Payab	3/4/2022	092698	BUG MASTER EXTERMINATING,	Pest Prevention Rodent Station Install	150.00		APS

110	2100	Other Accounts Payab	3/4/2022	092698	BUG MASTER EXTERMINATING,	PEST PREVENTION-POOLS	196.00	APS
110	2100	Other Accounts Payab	3/4/2022	092698	BUG MASTER EXTERMINATING,	Pest Prevention Maintenance Yard	79.00	APS
110	2100	Other Accounts Payab	3/4/2022	092699	CHAMELEON INDUSTRIES, INC	235 GALLONS EARTH TEC QZ - COPPER @	4,206.50	APS
110	2100	Other Accounts Payab	3/4/2022	092700	CORE & MAIN LP	Meter Transmitter- PW Maintenance	570.00	APS
110	2100	Other Accounts Payab	3/4/2022	092701	DISCOUNT TIRE/AMERICA'S TIRE	Programs SUV #2003 New Tires &	233.35	APS
110	2100	Other Accounts Payab	3/4/2022	092702	DOG WASTE DEPOT	(6000) DOG WASTE BAGS	166.58	APS
110	2100	Other Accounts Payab	3/4/2022	092703	EXCEL CONSTRUCTION SERVICES	PROJ: #0226.19003- ZERBRA MUSSEL	63,306.89	APS
110	2100	Other Accounts Payab	3/4/2022	092704	GOPHER SPORT	(10) Eco Fit Mats for the Weight Room-	727.44	APS
110	2100	Other Accounts Payab	3/4/2022	092705	GRAVITY SYSTEMS INC.	50 HOURS @ PREPAID RATE	7,000.00	APS
110	2100	Other Accounts Payab	3/4/2022	092706	RACHEL HAGAN	Boot Reimbursement	125.00	APS
110	2100	Other Accounts Payab	3/4/2022	092707	KINDERDANCE	Kinderdance Classes 01/04-01/25/22	540.00	APS
110	2100	Other Accounts Payab	3/4/2022	092708	HORIZON DISTRIBUTORS INC.	General Irrigation Repairs	443.06	APS
110	2100	Other Accounts Payab	3/4/2022	092708	HORIZON DISTRIBUTORS INC.	Little Village Replacement Lights	695.17	APS
110	2100	Other Accounts Payab	3/4/2022	092709	JANITORS WAREHOUSE	(4 Gal) Disinfectant Cleaner Concentrate	63.46	APS
110	2100	Other Accounts Payab	3/4/2022	092709	JANITORS WAREHOUSE	Natural Roll Towels	107.48	APS
110	2100	Other Accounts Payab	3/4/2022	092709	JANITORS WAREHOUSE	ROLL TOWEL- RESTROOMS	26.87	APS
110	2100	Other Accounts Payab	3/4/2022	092710	NANCY LEAH RUSHEFSKY	Kid Fit Tennis Winter Classes 01/10-	4,000.00	APS
110	2100	Other Accounts Payab	3/4/2022	092711	CHRIS KIFER	Truck Supplies #1102- OReilly's	58.97	APS
110	2100	Other Accounts Payab	3/4/2022	092712	MOTOR MAN	Replace fuel pump/fuse kit, oil change	300.00	APS
110	2100	Other Accounts Payab	3/4/2022	092713	NEWTON NURSERIES AUSTIN	Flowers by Cat Hallow Main Sign	138.60	APS
110	2100	Other Accounts Payab	3/4/2022	092714	ROBERT HALF MANAGEMENT RI	S.WERNER-ACCT. ASST. SRV: WK ENDING	1,465.20	APS
110	2100	Other Accounts Payab	3/4/2022	092714	ROBERT HALF MANAGEMENT RI	S.WERNER-ACCT. ASST. SRV: WK ENDING	1,465.20	APS
110	2100	Other Accounts Payab	3/4/2022	092715	OIL CHANGERS	Annual Inspection Vehicle #1601	18.50	APS
110	2100	Other Accounts Payab	3/4/2022	092716	P & B PRINT	Hiring Event Banners	160.00	APS
110	2100	Other Accounts Payab	3/4/2022	092716	P & B PRINT	Parking Lot Banners- BCCC	2,520.00	APS
110	2100	Other Accounts Payab	3/4/2022	092717	PUMP SOLUTIONS, INC	Highland Horizon Liftstation Repair	330.00	APS
110	2100	Other Accounts Payab	3/4/2022	092718	DESTIN RAINEY	Boot Reimbursement	65.30	APS
110	2100	Other Accounts Payab	3/4/2022	092719	RON PERRIN WATER TECHNOLO	Annual Water Tower & Clearwell Tank	1,602.00	APS
110	2100	Other Accounts Payab	3/4/2022	092720	CITY OF ROUND ROCK-ENVIRON	BACTERIOLOGICAL TESTING JAN 2022	350.00	APS
110	2100	Other Accounts Payab	3/4/2022	092721	TECHLINE PIPE, L.P.	Liberty Walk Liftstation Bypass	2,684.83	APS
110	2100	Other Accounts Payab	3/4/2022	092722	TEX-CON OIL CO.	(1,000 Gal) Fill Diesel Fuel Tank	2,461.30	APS
110	2100	Other Accounts Payab	3/4/2022	092723	TEXAS DISPOSAL SYSTEMS, INC	Work order 6380363- Fishing Derby	292.19	APS
110	2100	Other Accounts Payab	3/4/2022	092724	TEXAS RECREATION & PARK SOC	R.Hagan TRAPS Membership Renewal	100.00	APS
110	2100	Other Accounts Payab	3/4/2022	092725	STAPLES CONTRACT & COMMER	Pencils; & Post It sticky Notes - Admin	36.31	APS
110	2100	Other Accounts Payab	3/4/2022	092725	STAPLES CONTRACT & COMMER	Glue Dots - Records	32.19	APS
110	2100	Other Accounts Payab	3/4/2022	092725	STAPLES CONTRACT & COMMER	Dry Erase Board & Expo Markers -	55.59	APS
110	2100	Other Accounts Payab	3/4/2022	092725	STAPLES CONTRACT & COMMER	Monitor Stand; Scissors; Post It -	38.86	APS
110	2100	Other Accounts Payab	3/4/2022	092725	STAPLES CONTRACT & COMMER	2022 Wall Calendars - HR Dept	41.32	APS
110	2100	Other Accounts Payab	3/4/2022	092725	STAPLES CONTRACT & COMMER	Brother Toner - HR Dept	42.40	APS
110	2100	Other Accounts Payab	3/4/2022	092725	STAPLES CONTRACT & COMMER	3-Hole Punch - HR Dept	14.38	APS
110	2100	Other Accounts Payab	3/4/2022	092725	STAPLES CONTRACT & COMMER	(2) Toner - Aquatics	170.54	APS
110	2100	Other Accounts Payab	3/4/2022	092725	STAPLES CONTRACT & COMMER	Message Stamp - Accounting	5.09	APS
110	2100	Other Accounts Payab	3/4/2022	092725	STAPLES CONTRACT & COMMER	Dish Detergent - Admin Kitchen	12.57	APS
110	2100	Other Accounts Payab	3/4/2022	092725	STAPLES CONTRACT & COMMER	5x8 Writing Pads - CS	11.86	APS
110	2100	Other Accounts Payab	3/4/2022	092726	STAPLES CONTRACT & COMMER	Tape - Admin Supply	10.89	APS
110	2100	Other Accounts Payab	3/4/2022	092726	STAPLES CONTRACT & COMMER	Pre-ink stamps/Mouse/Lgl file	102.74	APS
110	2100	Other Accounts Payab	3/4/2022	092726	STAPLES CONTRACT & COMMER	Heavy Duty Packing Tape - Admin Asst	19.80	APS
110	2100	Other Accounts Payab	3/4/2022	092726	STAPLES CONTRACT & COMMER	Packing Tape - Admin Supply	7.61	APS
110	2100	Other Accounts Payab	3/4/2022	092726	STAPLES CONTRACT & COMMER	Deposit Bags - CS	22.40	APS
110	2100	Other Accounts Payab	3/4/2022	092726	STAPLES CONTRACT & COMMER	Doorstoppers - CC	50.58	APS

110	2100	Other Accounts Payab	3/4/2022	092726	STAPLES CONTRACT & COMMEF	CREDIT - Deposit Bags - CS		22.40	APS
110	2100	Other Accounts Payab	3/4/2022	092726	STAPLES CONTRACT & COMMEF	(2) Scissors - CC	28.44		APS
110	2100	Other Accounts Payab	3/4/2022	092726	STAPLES CONTRACT & COMMEF	Sit-Stand Desk - Parks & Rec Mgr	210.99		APS
110	2100	Other Accounts Payab	3/4/2022	092726	STAPLES CONTRACT & COMMEF	Expo Cleaner; Expo Cleaner Cloth - Parks	10.85		APS
110	2100	Other Accounts Payab	3/4/2022	092726	STAPLES CONTRACT & COMMEF	Toner - Parks & Rec Mgr	52.59		APS
110	2100	Other Accounts Payab	3/4/2022	092727	STAPLES CONTRACT & COMMEF	Stamp Pad - Child Play Supply	25.98		APS
110	2100	Other Accounts Payab	3/4/2022	092727	STAPLES CONTRACT & COMMEF	(2) Toner - Programs Printer	55.18		APS
110	2100	Other Accounts Payab	3/4/2022	092727	STAPLES CONTRACT & COMMEF	Color Paper - Child Play Supplies	7.37		APS
110	2100	Other Accounts Payab	3/4/2022	092727	STAPLES CONTRACT & COMMEF	Markers;Color Paper;Construction Paper-	36.00		APS
110	2100	Other Accounts Payab	3/4/2022	092727	STAPLES CONTRACT & COMMEF	(4) Eyewash Refills - CC First Aid Supply	17.96		APS
110	2100	Other Accounts Payab	3/4/2022	092728	TIME WARNER CABLE	4300 BRUSHY CREEK RD	249.24		APS
110	2100	Other Accounts Payab	3/4/2022	092729	VERIZON WIRELESS	CELL/DATA COVERAGE 01/07-02/06/22	905.64		APS
110	2100	Other Accounts Payab	3/4/2022	092730	AMAZON CAPITAL SERVICES	Amazon Purchases Feb 2022	7,867.88		APS
110	2100	Other Accounts Payab	3/4/2022	092731	JPMORGAN CHASE BANK, N.A.	Credit Card Purchases Feb 2022	14,597.93		APS
110	2100	Other Accounts Payab	3/4/2022	092732	PEDERNALES ELECTRIC	ELECTRICAL USAGE	16,749.03		APS
110	2100	Other Accounts Payab	3/4/2022	092733	WEX BANK	Feb 2022 Fuel	3,844.77		APS
110	2100	Other Accounts Payab	3/4/2022	092734	JUSTIN WIRTH	LGIT Academy Per Diem- 03/06-03/11/22	369.15		APS
110	2100	Other Accounts Payab	3/4/2022	092734	JUSTIN WIRTH	LGIT Academy Registration Fee	325.00		APS
110	2100	Other Accounts Payab	3/9/2022	092735	CHARTER COMMUNICATIONS H	8600 OCONNOR DR	149.98		APS
110	2100	Other Accounts Payab	3/9/2022	092736	CHARTER COMMUNICATIONS H	4203 PASADA LN	149.98		APS
110	2100	Other Accounts Payab	3/11/2022	092737	LANCE ANTHONY	YOUTH BBALL REFEREE 02/26/22	168.00		APS
110	2100	Other Accounts Payab	3/11/2022	092738	DONALD CARR	YOUTH BBALL REFEREE 02/26/22	72.00		APS
110	2100	Other Accounts Payab	3/11/2022	092739	PETER D CARR	Adult Volleyball Referee- 02/23/2022	50.00		APS
110	2100	Other Accounts Payab	3/11/2022	092740	FREDERICK DELOACH	YOUTH BBALL REFEREE 02/26/22	96.00		APS
110	2100	Other Accounts Payab	3/11/2022	092741	MICHAEL ASHAD DORSEY	Adult Basketball Referee- 02/24/2022	96.00		APS
110	2100	Other Accounts Payab	3/11/2022	092742	RAMIRO JESSE GONZALEZ	Youth BBall Score Keeper 02/26/22	68.00		APS
110	2100	Other Accounts Payab	3/11/2022	092743	FREDDIE C. JORDAN JR.	Adult Basketball Referee- 02/24/2022	96.00		APS
110	2100	Other Accounts Payab	3/11/2022	092744	STEPHANIE JUMPER-THORNBUR	YOUTH BBALL REFEREE 02/26/22	144.00		APS
110	2100	Other Accounts Payab	3/11/2022	092745	SCOTT H KINNEY	Adult Basketball Referee- 02/24/2022	96.00		APS
110	2100	Other Accounts Payab	3/11/2022	092746	RICHARD MCELROY	YOUTH BBALL REFEREE 02/26/22	120.00		APS
110	2100	Other Accounts Payab	3/11/2022	092747	LILY MARIE MOSS	Youth BBall Score Keeper 02/26/22	64.00		APS
110	2100	Other Accounts Payab	3/11/2022	092748	CECILIANA PENA	YOUTH BBALL SCORE KEEPER 02/26/22	40.00		APS
110	2100	Other Accounts Payab	3/11/2022	092749	ERIC RADFORD	YOUTH BBALL REFEREE 02/26/22	168.00		APS
110	2100	Other Accounts Payab	3/11/2022	092750	KENT M ROBERSON	YOUTH BBALL REFEREE 02/26/22	168.00		APS
110	2100	Other Accounts Payab	3/11/2022	092751	ALTON R RANDOLPH JR	YOUTH BBALL REFEREE 02/26/22	168.00		APS
110	2100	Other Accounts Payab	3/11/2022	092752	JADON SWEARINGEN	Youth Bball Score Keeper- 02/19/2022	56.00		APS
110	2100	Other Accounts Payab	3/11/2022	092753	KWAME THOMAS	YOUTH BBALL REFEREE 02/26/22	120.00		APS
110	2100	Other Accounts Payab	3/11/2022	092754	OSCAR TORRES	Adult Basketball Referee- 02/24/2022	96.00		APS
110	2100	Other Accounts Payab	3/11/2022	092755	BOBBY WHITE	Adult Volleyball Referee- 02/23/2022	40.00		APS
110	2100	Other Accounts Payab	3/11/2022	092756	AFFORDABLE SIGNS	Laminating Truck Decals- New Security	225.00		APS
110	2100	Other Accounts Payab	3/11/2022	092757	AMAZON WEB SERVICES	MONTHLY CHARGE FOR GLACIER BACK	105.59		APS
110	2100	Other Accounts Payab	3/11/2022	092758	AMERICAN PIZZA PARTNERS LP	Disc Golf Pizza (20)	222.00		APS
110	2100	Other Accounts Payab	3/11/2022	092758	AMERICAN PIZZA PARTNERS LP	2021 Fall Campout Pizza	243.00		APS
110	2100	Other Accounts Payab	3/11/2022	092759	AMERICAN RED CROSS - HEALTH	Adult & Pediatric First Aid/CPR/AED	315.00		APS
110	2100	Other Accounts Payab	3/11/2022	092760	BRUSHY CREEK VILLAGE HOA	Facility Rental Cancelation Refund	130.00		APS
110	2100	Other Accounts Payab	3/11/2022	092761	CATHERINE BRATEN	Cat Hollow Rental Deposit Refund - From	7.50		APS
110	2100	Other Accounts Payab	3/11/2022	092762	DIRECTTV LLC	Service Period 02/20/22- 03/19/22	206.99		APS
110	2100	Other Accounts Payab	3/11/2022	092763	FROST NATIONAL BANK	FROST CUSTODY CHARGES 02/01/22 -	52.33		APS
110	2100	Other Accounts Payab	3/11/2022	092764	GB AUTO SERVICE INC	Inspection Vehicle #107	61.59		APS
110	2100	Other Accounts Payab	3/11/2022	092764	GB AUTO SERVICE INC	State Safety Inspection- New Security	7.00		APS

110	2100	Other Accounts Payab	3/11/2022	092765	GRAVITY SYSTEMS INC.	Managed Network & Server	1,707.00		APS
110	2100	Other Accounts Payab	3/11/2022	092766	HALFF ASSOCIATES INC.	P#038713.001 - HIGHLAND HORIZON	1,082.50		APS
110	2100	Other Accounts Payab	3/11/2022	092767	ARMIDA MACIAS	Replenish Petty Cash- Disc Golf Donut	29.70		APS
110	2100	Other Accounts Payab	3/11/2022	092768	MCCALL GIBSON SWEDLUND BA	FY 2021 Audit Balance Due	12,750.00		APS
110	2100	Other Accounts Payab	3/11/2022	092769	MRB GROUP ENGINEERING, ARC	P#0226.22001.000- TRAIL GRANT APP-	5,400.00		APS
110	2100	Other Accounts Payab	3/11/2022	092769	MRB GROUP ENGINEERING, ARC	P#0226.19003.000- ZEBRA MUSSEL	4,172.80		APS
110	2100	Other Accounts Payab	3/11/2022	092769	MRB GROUP ENGINEERING, ARC	P#0226.21007.000- WATER SYSTEM	3,437.50		APS
110	2100	Other Accounts Payab	3/11/2022	092769	MRB GROUP ENGINEERING, ARC	P#0226.21005.000- GO BRIDGE CONS OBS	2,285.00		APS
110	2100	Other Accounts Payab	3/11/2022	092769	MRB GROUP ENGINEERING, ARC	P#0226.21001.000- WATER OAKS DEV	95.00		APS
110	2100	Other Accounts Payab	3/11/2022	092769	MRB GROUP ENGINEERING, ARC	P#0226.16000.000- GENERAL ENG	1,630.00		APS
110	2100	Other Accounts Payab	3/11/2022	092770	GRACE NOBLES	Mileage Reimbursement Feb 2022	18.14		APS
110	2100	Other Accounts Payab	3/11/2022	092771	ROBERT HALF MANAGEMENT RI	S.WERNER-ACCT. ASST. SRV: WK ENDING	1,465.20		APS
110	2100	Other Accounts Payab	3/11/2022	092772	ORIENTAL TRADING COMPANY,	Park Play days & Egg Hunt Supplies	1,334.41		APS
110	2100	Other Accounts Payab	3/11/2022	092773	JUDY OSBORN	EMPLOYMENT LAW- PROFFESSIONAL	8,150.00		APS
110	2100	Other Accounts Payab	3/11/2022	092774	PURCHASE POWER	Stamp Machine Refill- Admin Copy Room	500.00		APS
110	2100	Other Accounts Payab	3/11/2022	092775	ROUND ROCK FENCING CLUB	Fencing Classes 01/25-03/03/22	7,097.80		APS
110	2100	Other Accounts Payab	3/11/2022	092776	SAFESITE, INC	District Document Storage Service- Off-	449.50		APS
110	2100	Other Accounts Payab	3/11/2022	092777	TEXAS OFFICE PRODUCTS AND S	New Coffee Buffet Table & Bookcase-	1,162.00		APS
110	2100	Other Accounts Payab	3/11/2022	092778	WORKER'S ASSISTANCE PROGRA	Feb 2022 Employee Assistance Program	156.00		APS
110	2100	Other Accounts Payab	3/11/2022	092779	LAUREN WORSLEY	Mileage Reimbursement Feb 2022	32.76		APS
110	2100	Other Accounts Payab	3/11/2022	092780	YOURMEMBERSHIP.COM, INC	Job Posting: Water Facility Operator	299.00		APS
110	2100	Other Accounts Payab	3/11/2022	092780	YOURMEMBERSHIP.COM, INC	Job Posting: District Engineer	449.00		APS
110	2100	Other Accounts Payab	3/11/2022	092780	YOURMEMBERSHIP.COM, INC	Job Posting: Utility Systems Manager	449.00		APS
110	2100	Other Accounts Payab	3/11/2022	092780	YOURMEMBERSHIP.COM, INC	Job Posting: Utility Maint Tech	299.00		APS
110	2100	Other Accounts Payab	3/11/2022	092781	ZOGICS LLC	Disenfectant Gym Wips (24 Rolls)	744.66		APS
110	2100	Other Accounts Payab	3/11/2022	092782	AUSTIN 101 PROPERTIES		11.21		APS
110	2100	Other Accounts Payab	3/11/2022	092783	MARIA BUDESA		79.30		APS
110	2100	Other Accounts Payab	3/11/2022	092784	STEVE CHOU		48.56		APS
110	2100	Other Accounts Payab	3/11/2022	092785	ARY DJAJADI		46.30		APS
110	2100	Other Accounts Payab	3/11/2022	092786	BOAZ HECHT		30.76		APS
110	2100	Other Accounts Payab	3/11/2022	092787	ALEX HOBBS		31.56		APS
110	2100	Other Accounts Payab	3/11/2022	092788	JOY KERLIN		42.32		APS
110	2100	Other Accounts Payab	3/11/2022	092789	MARGARET LEE		58.39		APS
110	2100	Other Accounts Payab	3/11/2022	092790	LINDSAY MIKULLENCAK		27.14		APS
110	2100	Other Accounts Payab	3/11/2022	092791	THOMAS MUTTWILL		42.25		APS
110	2100	Other Accounts Payab	3/11/2022	092792	OFFERPAD LLC		17.99		APS
110	2100	Other Accounts Payab	3/11/2022	092793	OPENDOOR LABS INC		95.57		APS
110	2100	Other Accounts Payab	3/11/2022	092794	OPEN DOOR LABS INC		63.92		APS
110	2100	Other Accounts Payab	3/11/2022	092794	OPEN DOOR LABS INC		64.84		APS
110	2100	Other Accounts Payab	3/11/2022	092794	OPEN DOOR LABS INC		63.92		APS
110	2100	Other Accounts Payab	3/11/2022	092794	OPEN DOOR LABS INC		70.16		APS
110	2100	Other Accounts Payab	3/11/2022	092794	OPEN DOOR LABS INC		42.94		APS
110	2100	Other Accounts Payab	3/11/2022	092794	OPEN DOOR LABS INC		71.51		APS
110	2100	Other Accounts Payab	3/11/2022	092795	KUNAL TECKCHANDANI		36.53		APS
110	2100	Other Accounts Payab	3/11/2022	092796	VELLANKI VAMSIKRISHNA		36.08		APS
110	2100	Other Accounts Payab	3/11/2022	092797	BENJAMIN VREELAND		24.33		APS
110	2100	Other Accounts Payab	3/11/2022	092798	T G YAMRON		52.54		APS
110	2100	Other Accounts Payab	3/11/2022	092799	LESLIE'S SWIMMING POOL SUPP	2015 CM Payment from Chk #068404		236.56	APS
110	2100	Other Accounts Payab	3/11/2022	092799	LESLIE'S SWIMMING POOL SUPP	Replacement Creekside Diving Board	2,669.99		APS
110	2100	Other Accounts Payab	3/9/2022	092800	AT&T	Telephone Services- Feb 2022	2,393.12		APS

110	2100	Other Accounts Payab	3/10/2022	092801	THOMAS GRAPHICS, INC	Mail out Town Hall Post Card- Postage	1,389.50	APS
110	2100	Other Accounts Payab	3/16/2022	092802	BRAZOS RIVER AUTHORITY	RAW WATER	48,405.05	APS
110	2100	Other Accounts Payab	3/16/2022	092803	CHARTER COMMUNICATIONS H	901 GREAT OAKS	49.99	APS
110	2100	Other Accounts Payab	3/16/2022	092804	CHARTER COMMUNICATIONS H	16318 S. GREAT OAKS DR-FIBER SRV	1,482.74	APS
110	2100	Other Accounts Payab	3/16/2022	092805	CHARTER COMMUNICATIONS H	416 HIGHLAND HORIZON	149.98	APS
110	2100	Other Accounts Payab	3/16/2022	092806	MICROIX, INC.	Addition of iFace timeclocks and Micriox	7,465.25	APS
110	2100	Other Accounts Payab	3/16/2022	092806	MICROIX, INC.	Workflow Requistion Module & Time	3,150.00	APS
110	2100	Other Accounts Payab	3/16/2022	092807	VERIZON COMMUNICATIONS IN	MONTHLY CHARGES FOR IP FLEX ACCESS,	639.91	APS
110	2100	Other Accounts Payab	3/18/2022	092808	AFFORDABLE SIGNS	Stickers for Locks, Meters, and other	825.00	APS
110	2100	Other Accounts Payab	3/18/2022	092809	AS AWARDS, INC.	Trophies & Awards for MUDRun, 4th of	269.54	APS
110	2100	Other Accounts Payab	3/18/2022	092810	GREATER AUSTIN BADMINTON /	Youth Badminton Classes 01/09-03/06/22	1,073.98	APS
110	2100	Other Accounts Payab	3/18/2022	092811	BLUE LOTUS MARTIAL ARTS LLC	Taekwondo Classes January 2022	2,316.98	APS
110	2100	Other Accounts Payab	3/18/2022	092812	CAPITOL CITY JANITORIAL, INC.	FEB 2022 - JANITORIAL-WTF	180.00	APS
110	2100	Other Accounts Payab	3/18/2022	092813	CDW GOVERNMENT, INC.	EXCHANGE ONLINE PLAN 2 /OFFICE 365	315.00	APS
110	2100	Other Accounts Payab	3/18/2022	092813	CDW GOVERNMENT, INC.	ENT E3 STANDARD MTHY OFFICE 365	1,150.00	APS
110	2100	Other Accounts Payab	3/18/2022	092813	CDW GOVERNMENT, INC.	EXCHANGE ONLINE PLAN 2 /OFFICE 365	720.00	APS
110	2100	Other Accounts Payab	3/18/2022	092814	CINTAS CORPORATION #86	Ultra Cleaning- Locker Rooms	369.24	APS
110	2100	Other Accounts Payab	3/18/2022	092815	CP&Y INC.	GIS Stormwater Mapping	2,978.25	APS
110	2100	Other Accounts Payab	3/18/2022	092816	DATAPROSE, LLC	April 2022 Newsletter	459.06	APS
110	2100	Other Accounts Payab	3/18/2022	092816	DATAPROSE, LLC	Bill Package- Production, Postage:	2,689.95	APS
110	2100	Other Accounts Payab	3/18/2022	092817	DOG WASTE DEPOT	(400) Depot Can Liners	139.88	APS
110	2100	Other Accounts Payab	3/18/2022	092817	DOG WASTE DEPOT	(6000) Dog Waste Bags & (200) Can Liners	530.58	APS
110	2100	Other Accounts Payab	3/18/2022	092818	FLEX CORP/BPAS	JAN 2022 PARTICIPATION FEE-FSA	146.00	APS
110	2100	Other Accounts Payab	3/18/2022	092819	GOMEZ FLOOR COVERING, INC.	Repair Vinyl Flooring in BCCC	1,040.00	APS
110	2100	Other Accounts Payab	3/18/2022	092820	KINDERDANCE	Kinderdance Classes 02/1-02/26/22	612.00	APS
110	2100	Other Accounts Payab	3/18/2022	092821	IVR TECHNOLOGY GROUP, INC.	Monthly System Phone Hosting- Feb 2022	123.51	APS
110	2100	Other Accounts Payab	3/18/2022	092822	JANITORS WAREHOUSE	Cleaning Supplies	1,191.13	APS
110	2100	Other Accounts Payab	3/18/2022	092823	LARRY LERMA	Weight Room Organization Needs- Home	66.87	APS
110	2100	Other Accounts Payab	3/18/2022	092824	LIQUIDITY SERVICES OPERATION	Auction Fees Feb 22- Sale of Surplus	15.00	APS
110	2100	Other Accounts Payab	3/18/2022	092825	MACAULAY CONTROLS COMPAN	Replacement Parts for Cl2 Feed Pumps	1,412.36	APS
110	2100	Other Accounts Payab	3/18/2022	092826	ROBERT MARCHBANKS	Interim CFO Task Order 1-3 Service Week-	6,857.50	APS
110	2100	Other Accounts Payab	3/18/2022	092827	MEAN GREEN CARPET CLEANIN(	DEEP CLEAN POOLS & PARKS	1,350.00	APS
110	2100	Other Accounts Payab	3/18/2022	092828	MORSCO SUPPLY, LLC	Toliet Repair BCC Park Restrooms	8.29	APS
110	2100	Other Accounts Payab	3/18/2022	092829	MRB GROUP ENGINEERING, AR(	P#0226.20005.000:COMMUNITY PARK	3,422.50	APS
110	2100	Other Accounts Payab	3/18/2022	092829	MRB GROUP ENGINEERING, AR(	P#0226.21006.000- DEV OF LINE CROSS	2,520.00	APS
110	2100	Other Accounts Payab	3/18/2022	092830	MUTUAL OF OMAHA	LIFE & DISABILITY INSURANCE- MARCH	2,217.36	APS
110	2100	Other Accounts Payab	3/18/2022	092831	NETRONIX INTEGRATION, INC.	1ST QTR ALARM MONITORING FEE -	89.85	APS
110	2100	Other Accounts Payab	3/18/2022	092831	NETRONIX INTEGRATION, INC.	1ST QTR ALARM MONITORING WATER	89.85	APS
110	2100	Other Accounts Payab	3/18/2022	092832	ROBERT HALF MANAGEMENT RI	S.WERNER-ACCT. ASST. SRV: WK ENDING	1,465.20	APS
110	2100	Other Accounts Payab	3/18/2022	092833	LINA OMEIS	Lebanese Cooking Classes Feb 2022	460.51	APS
110	2100	Other Accounts Payab	3/18/2022	092834	PAUL ORTEGA	Boot Reimbursement	69.97	APS
110	2100	Other Accounts Payab	3/18/2022	092835	P & B PRINT	Business Cards for Glenda Bills- HR	48.00	APS
110	2100	Other Accounts Payab	3/18/2022	092836	POOLSURE	MONTHLY CHEMICAL MANAGEMENT	3,235.05	APS
110	2100	Other Accounts Payab	3/18/2022	092837	PRINCIPAL LIFE COMPANY	Feb 2022 Dental Insurance Adjustment	32.72	APS
110	2100	Other Accounts Payab	3/18/2022	092838	QSCEND TECHNOLOGIES, INC	WEBSITE-DATABASE HSTNG/DDOS	2,100.00	APS
110	2100	Other Accounts Payab	3/18/2022	092839	QUEST DIAGNOSTICS CLINICAL L	PRE-EMPLOYMENT DRUG TESTING	260.00	APS
110	2100	Other Accounts Payab	3/18/2022	092840	ROCK ENGINEERING & TESTING	Zebra Mussel Control Project #321281	1,462.50	APS
110	2100	Other Accounts Payab	3/18/2022	092841	ROUND ROCK ISD	After School Program& Vacation Day	1,004.08	APS
110	2100	Other Accounts Payab	3/18/2022	092842	SEC PLANNING LLC	Prj#180162.03 Community Garden	330.00	APS
110	2100	Other Accounts Payab	3/18/2022	092843	ERIC SLAVIN	Guitar Lessons 02/01-02/24/22	1,155.00	APS

110	2100	Other Accounts Payab	3/18/2022	092844	TEXAS811	Feb 22- Underground Utilities Notices	134.90	APS
110	2100	Other Accounts Payab	3/18/2022	092845	TEXAS DISPOSAL SYSTEMS, INC	FEB 2022 DISTRICT GARBAGE PICK UP	97,745.56	APS
110	2100	Other Accounts Payab	3/18/2022	092846	TML HEALTH BENEFITS POOL	HEALTH INSURANCE PREMIUMS- MARCH	40,177.60	APS
110	2100	Other Accounts Payab	3/18/2022	092847	TML INTERGOVERNMENTAL RIS	Contract 2791 03/01/22	19,937.40	APS
110	2100	Other Accounts Payab	3/18/2022	092848	UNIFIRST HOLDINGS, INC.	FLOOR MATS& CLEANING SUPPLIES	95.96	APS
110	2100	Other Accounts Payab	3/18/2022	092848	UNIFIRST HOLDINGS, INC.	FLOOR MATS& CLEANING SUPPLIES	95.96	APS
110	2100	Other Accounts Payab	3/18/2022	092849	WAGEWORKS	FEB 2022-COBRA ADMINISTRATION FEE	100.00	APS
110	2100	Other Accounts Payab	3/18/2022	092850	WILLIAMSON CENTRAL APPRAIS	2ND QTRLY TAX COLLECTION FEES	14,384.00	APS
110	2100	Other Accounts Payab	3/18/2022	092850	WILLIAMSON CENTRAL APPRAIS	2ND QTRLY TAX COLLECTION FEES -	1,100.75	APS
110	2100	Other Accounts Payab	3/18/2022	092851	WADE WINNETT	Boot Reimbursement	114.95	APS
110	2100	Other Accounts Payab	3/18/2022	092852	XEROX FINANCIAL SERVICES LLC	LEASE BASE CHARGE FOR ALL (4) COPIERS	895.00	APS
110	2100	Other Accounts Payab	3/18/2022	092853	RICHARD ANDIS	Adult BBall Referee- 03.10.2022	72.00	APS
110	2100	Other Accounts Payab	3/18/2022	092853	RICHARD ANDIS	Adult Basketball Referee- 03.03.2022	96.00	APS
110	2100	Other Accounts Payab	3/18/2022	092854	PETER D CARR	ADULT VOLLEYBALL REFEREE 03/2/2022	40.00	APS
110	2100	Other Accounts Payab	3/18/2022	092854	PETER D CARR	Adult Volleyball Coordinator- 03.09.2022	15.00	APS
110	2100	Other Accounts Payab	3/18/2022	092854	PETER D CARR	Adult Volleyball Referee- 03.09.2022	60.00	APS
110	2100	Other Accounts Payab	3/18/2022	092854	PETER D CARR	ADULT VOLLEYBALL COORDINATOR	10.00	APS
110	2100	Other Accounts Payab	3/18/2022	092855	SCOTT H KINNEY	Adult BBall Referee- 03.10.2022	72.00	APS
110	2100	Other Accounts Payab	3/18/2022	092855	SCOTT H KINNEY	Adult Basketball Referee- 03.03.2022	96.00	APS
110	2100	Other Accounts Payab	3/18/2022	092856	JASON SPRINGFIELD	Adult BBall Coordinator-02/10, 2/17,	190.00	APS
110	2100	Other Accounts Payab	3/18/2022	092856	JASON SPRINGFIELD	Adult BBall Referee- 03.10.2022	72.00	APS
110	2100	Other Accounts Payab	3/18/2022	092857	NIKITA VOELKER	YOUTH BBALL REFEREE 02/26/22	120.00	APS
110	2100	Other Accounts Payab	3/18/2022	092858	BOBBY WHITE	ADULT VOLLEYBALL REFEREE 03/2/2022	40.00	APS
110	2100	Other Accounts Payab	3/18/2022	092858	BOBBY WHITE	Adult Volleyball Referee- 03.09.2022	60.00	APS
110	2100	Other Accounts Payab	3/18/2022	092859	RUSSELL A. WIGHT	Adult Basketball Referee- 03.03.2022	96.00	APS
110	2100	Other Accounts Payab	3/18/2022	092860	DONALD WILLIAMS	YOUTH BBALL REFEREE 02/26/22	96.00	APS
110	2100	Other Accounts Payab	3/18/2022	092861	JOANNE DIECKMAN		20.13	APS
110	2100	Other Accounts Payab	3/18/2022	092862	ROBERT/CAROLYN BERRY		21.90	APS
110	2100	Other Accounts Payab	3/18/2022	092863	TALON HELMER		92.25	APS
110	2100	Other Accounts Payab	3/18/2022	092864	JOHN KING CONSTRUCTION		70.54	APS
110	2100	Other Accounts Payab	3/18/2022	092865	KWANG-MING KWEE		17.29	APS
110	2100	Other Accounts Payab	3/18/2022	092866	HIMANSHU MADHANI		7.59	APS
110	2100	Other Accounts Payab	3/18/2022	092867	CARRI MOORE		33.82	APS
110	2100	Other Accounts Payab	3/18/2022	092868	RAJANI NAINI		83.92	APS
110	2100	Other Accounts Payab	3/18/2022	092869	RUSLAN NURULLAEV		26.07	APS
110	2100	Other Accounts Payab	3/18/2022	092870	OPENDOOR LABS, INC		54.80	APS
110	2100	Other Accounts Payab	3/18/2022	092871	WILLIAM PORTER		13.01	APS
110	2100	Other Accounts Payab	3/18/2022	092872	HARIGOVIND RAMASAMY		13.75	APS
110	2100	Other Accounts Payab	3/18/2022	092873	BRIAN RAY		4.42	APS
110	2100	Other Accounts Payab	3/18/2022	092874	MATTHEW SEVER		79.59	APS
110	2100	Other Accounts Payab	3/25/2022	092875	AFLAC	Feb 22 INSURANCE	1,049.36	APS
110	2100	Other Accounts Payab	3/25/2022	092876	AQUATIC FEATURES, INC	Monthly Maintenance on Ponds- Feb	2,721.33	APS
110	2100	Other Accounts Payab	3/25/2022	092877	ARMIDA MACIAS	Petty Cash- Till for New CSR- C.Chew	150.00	APS
110	2100	Other Accounts Payab	3/25/2022	092878	SOCK HOP INFLATABLES	MUD Run Inflatables- 04.02.2022	1,168.00	APS
110	2100	Other Accounts Payab	3/23/2022	092879	CAVALLO ENERGY TEXAS LLC	CAVALLO ENERGY USAGE	23,830.41	APS
110	2100	Other Accounts Payab	3/23/2022	092880	CITY OF ROUND ROCK - UTILITY	DRAINAGE FEE - NOV 2021	8.92	APS
110	2100	Other Accounts Payab	3/23/2022	092881	VERIZON WIRELESS	CELL/DATA COVERAGE 02/06-03/06/22	946.68	APS
110	2100	Other Accounts Payab	3/25/2022	092882	PETER D CARR	Adult Volleyball Coordinator- 02.14.2022	15.00	APS
110	2100	Other Accounts Payab	3/25/2022	092882	PETER D CARR	Adult Volleyball Referee- 02.14.2022	60.00	APS
110	2100	Other Accounts Payab	3/25/2022	092882	PETER D CARR	Adult Volleyball Referee- 02.21.2022	40.00	APS

110	2100	Other Accounts Payab	3/25/2022	092882	PETER D CARR	Adult Volleyball Coordinator- 02.21.2022	10.00	APS
110	2100	Other Accounts Payab	3/25/2022	092883	PHIL HENDERSON	Youth Volleyball Coordinator- 02.19 &	150.00	APS
110	2100	Other Accounts Payab	3/25/2022	092884	ABILA INC.	Purchase Abila / MIP Encumbrance	914.21	APS
110	2100	Other Accounts Payab	3/25/2022	092885	AUSTIN SCREEN PRINTING, L.P.	Team Member T-Shirts	917.11	APS
110	2100	Other Accounts Payab	3/25/2022	092886	ECO SYSTEMS LANDSCAPE SERV	FEB 2022-MONTHLY LANDSCAPING	37,708.01	APS
110	2100	Other Accounts Payab	3/25/2022	092887	FLEX CORP/BPAS	FEB 2022 PARTICIPATION FEE-FSA	146.00	APS
110	2100	Other Accounts Payab	3/25/2022	092888	MACAULAY CONTROLS COMPAN	Replacement Bleach Pump for WTP- M3	4,700.00	APS
110	2100	Other Accounts Payab	3/25/2022	092889	McLEAN & HOWARD, L.L.P.	FEB. 2022 ATTORNEY FEES-	15,380.00	APS
110	2100	Other Accounts Payab	3/25/2022	092890	MCLIFF COFFEE + VENDING	Coffee Supplies	667.57	APS
110	2100	Other Accounts Payab	3/25/2022	092890	MCLIFF COFFEE + VENDING	Coffee Supplies	764.93	APS
110	2100	Other Accounts Payab	3/25/2022	092890	MCLIFF COFFEE + VENDING	Coffee Supplies	721.72	APS
110	2100	Other Accounts Payab	3/25/2022	092890	MCLIFF COFFEE + VENDING	Coffee Supplies	439.77	APS
110	2100	Other Accounts Payab	3/25/2022	092890	MCLIFF COFFEE + VENDING	Coffee Supplies	153.27	APS
110	2100	Other Accounts Payab	3/25/2022	092890	MCLIFF COFFEE + VENDING	Coffee Supplies	822.40	APS
110	2100	Other Accounts Payab	3/25/2022	092890	MCLIFF COFFEE + VENDING	Coffee Supplies	327.98	APS
110	2100	Other Accounts Payab	3/25/2022	092891	ORIENTAL TRADING COMPANY,	Father/Son Event Supplies	23.91	APS
110	2100	Other Accounts Payab	3/25/2022	092892	THOMAS GRAPHICS, INC	Town Hall Meeting Postcards	1,389.94	APS
110	2100	Other Accounts Payab	3/25/2022	092893	TEXAS WINDOW CLEANING	INSIDE & OUTSIDE CLEANING OF CC	315.00	APS
110	2100	Other Accounts Payab	3/25/2022	092894	STAPLES CONTRACT & COMMER	Posterboard; Index cards; stickies -	16.69	APS
110	2100	Other Accounts Payab	3/25/2022	092894	STAPLES CONTRACT & COMMER	Handheld Sprayer Kit - Sports/Fitness	195.70	APS
110	2100	Other Accounts Payab	3/25/2022	092894	STAPLES CONTRACT & COMMER	Monitor Stand & Mouse - Accounting	54.77	APS
110	2100	Other Accounts Payab	3/25/2022	092894	STAPLES CONTRACT & COMMER	Gold Foil stickers - Child Play	5.19	APS
110	2100	Other Accounts Payab	3/25/2022	092894	STAPLES CONTRACT & COMMER	Metal Letters - Member Services	15.58	APS
110	2100	Other Accounts Payab	3/25/2022	092894	STAPLES CONTRACT & COMMER	Cubicle Slide name plate - CS	6.83	APS
110	2100	Other Accounts Payab	3/25/2022	092894	STAPLES CONTRACT & COMMER	Lens Cleaning Cloths - Sports/Fitness	37.50	APS
110	2100	Other Accounts Payab	3/25/2022	092894	STAPLES CONTRACT & COMMER	Toners - Sports/Fitness	53.98	APS
110	2100	Other Accounts Payab	3/25/2022	092895	STAPLES CONTRACT & COMMER	(2) Record Boxes - Records	95.46	APS
110	2100	Other Accounts Payab	3/25/2022	092895	STAPLES CONTRACT & COMMER	Coffee filters - CC	46.75	APS
110	2100	Other Accounts Payab	3/25/2022	092895	STAPLES CONTRACT & COMMER	Calculator;Keyboard;Notebooks;Headsets	62.57	APS
110	2100	Other Accounts Payab	3/25/2022	092895	STAPLES CONTRACT & COMMER	Box Markers - Records	36.99	APS
110	2100	Other Accounts Payab	3/25/2022	092895	STAPLES CONTRACT & COMMER	Post it; File pocket folders; clips - Admin	58.22	APS
110	2100	Other Accounts Payab	3/25/2022	092895	STAPLES CONTRACT & COMMER	Binders; Toilet cleaner&brush; cotton	36.23	APS
110	2100	Other Accounts Payab	3/25/2022	092895	STAPLES CONTRACT & COMMER	Cork Board - CC Supervisor Office	72.59	APS
110	2100	Other Accounts Payab	3/25/2022	092895	STAPLES CONTRACT & COMMER	Markers;Dryerase;eraser;pushpins;crayon	154.23	APS
110	2100	Other Accounts Payab	3/25/2022	092896	BRANDON THOMAS CANTU	Feb 2022 Community Center & Safety	1,320.00	APS
110	2100	Other Accounts Payab	3/25/2022	092897	RICKEY COLLEY	Feb 2022 Bike Patrol	605.00	APS
110	2100	Other Accounts Payab	3/25/2022	092898	CALEB GARZA	Feb 2022 Community Center & Traffic	1,100.00	APS
110	2100	Other Accounts Payab	3/25/2022	092898	CALEB GARZA	PARC Meeting Security- 02/07/2022	150.00	APS
110	2100	Other Accounts Payab	3/25/2022	092899	MARCO A GOMEZ	Feb 2022 Community Center & Safety	550.00	APS
110	2100	Other Accounts Payab	3/25/2022	092900	JOHNNY S GUERRA	Feb 2022 Community Center & Safety	990.00	APS
110	2100	Other Accounts Payab	3/25/2022	092901	NATHAN HENDERSON	Feb 2022 Safety Patrol	275.00	APS
110	2100	Other Accounts Payab	3/25/2022	092902	DANIEL L HIPPERT	Feb 2022 Community Center	330.00	APS
110	2100	Other Accounts Payab	3/25/2022	092903	JONATHON HODGKISS	Feb 2022 Community Center & Traffic	577.50	APS
110	2100	Other Accounts Payab	3/25/2022	092903	JONATHON HODGKISS	Board Meeting Security- 02/24/2022	200.00	APS
110	2100	Other Accounts Payab	3/25/2022	092904	JONATHAN HUDASH	Feb 2022 Safety Patrol	825.00	APS
110	2100	Other Accounts Payab	3/25/2022	092905	CHAD GARRETT LAWRENCE	Feb 2022 Safety Patrol	550.00	APS
110	2100	Other Accounts Payab	3/25/2022	092906	SILVANA E. STOKE	Feb 2022 Community Center & Safety	495.00	APS
110	2100	Other Accounts Payab	3/25/2022	092906	SILVANA E. STOKE	Board Meeting Security- 02/10/2022	200.00	APS
110	2100	Other Accounts Payab	3/24/2022	092907	DARSHAN VARTAK	Reservation #22098 Deposit Refund	17.50	APS
110	2100	Other Accounts Payab	3/28/2022	092908	ATMOS ENERGY	16318 GREAT OAKS DRIVE	922.72	APS

110			2100	Other Accounts Payab	3/28/2022	092909	ATMOS ENERGY	901 GREAT OAKS	126.94		APS
110			2138	Other Benefits Payabl	3/11/2022	585936	AFLAC	March 22 INSURANCE	856.18		API
110			2138	Other Benefits Payabl	3/9/2022	MISC03092022	GATTILAND	REFUND FOR T.DURATE/B. REDMOND		343.22	CR
110			2138	Other Benefits Payabl	3/25/2022	0002				26.26	PRS
110			2138	Other Benefits Payabl	3/31/2022	0002				24.42	PRS
110			2138	Other Benefits Payabl	3/11/2022	0002				7.35	PRS
110			2138	Other Benefits Payabl	3/25/2022	0051				15.02	PRS
110			2138	Other Benefits Payabl	3/31/2022	0053				13.97	PRS
110			2138	Other Benefits Payabl	3/11/2022	0054				4.21	PRS
110			2138	Other Benefits Payabl	3/25/2022	0058				27.43	PRS
110			2138	Other Benefits Payabl	3/31/2022	0063				17.30	PRS
110			2138	Other Benefits Payabl	3/25/2022	0063				18.60	PRS
110			2138	Other Benefits Payabl	3/11/2022	0064				5.21	PRS
110			2138	Other Benefits Payabl	3/31/2022	0065				30.77	PRS
110			2138	Other Benefits Payabl	3/25/2022	0065				33.09	PRS
110			2138	Other Benefits Payabl	3/11/2022	0066				9.27	PRS
110			2138	Other Benefits Payabl	3/31/2022	0079				24.42	PRS
110			2138	Other Benefits Payabl	3/11/2022	0081				7.35	PRS
110			2138	Other Benefits Payabl	3/25/2022	0081				26.26	PRS
110			2138	Other Benefits Payabl	3/31/2022	0085				13.97	PRS
110			2138	Other Benefits Payabl	3/25/2022	0087				15.02	PRS
110			2138	Other Benefits Payabl	3/11/2022	0088				4.21	PRS
110			2138	Other Benefits Payabl	3/31/2022	0090				53.80	PRS
110			2138	Other Benefits Payabl	3/25/2022	0092				57.85	PRS
110			2138	Other Benefits Payabl	3/11/2022	0093				16.20	PRS
110			2138	Other Benefits Payabl	3/31/2022	0094				43.04	PRS
110			2138	Other Benefits Payabl	3/31/2022	0096				19.16	PRS
110			2138	Other Benefits Payabl	3/25/2022	0096				46.28	PRS
110			2138	Other Benefits Payabl	3/11/2022	0097				12.96	PRS
110			2138	Other Benefits Payabl	3/25/2022	0098				20.60	PRS
110			2138	Other Benefits Payabl	3/31/2022	0098				34.04	PRS
110			2138	Other Benefits Payabl	3/11/2022	0100				5.77	PRS
110			2138	Other Benefits Payabl	3/25/2022	0100				36.60	PRS
110			2138	Other Benefits Payabl	3/31/2022	0101				52.35	PRS
110			2138	Other Benefits Payabl	3/11/2022	0102				10.25	PRS
110			2138	Other Benefits Payabl	3/25/2022	0104				56.29	PRS
110			2138	Other Benefits Payabl	3/11/2022	0106				15.76	PRS
110			2138	Other Benefits Payabl	3/31/2022	0140				21.82	PRS
110			2138	Other Benefits Payabl	3/25/2022	0145				23.46	PRS
110			2138	Other Benefits Payabl	3/25/2022	0146				25.41	PRS
110			2138	Other Benefits Payabl	3/11/2022	0147				6.57	PRS
110			2138	Other Benefits Payabl	3/11/2022	0148				7.11	PRS
110			2138	Other Benefits Payabl	3/31/2022	0152				21.76	PRS
110			2138	Other Benefits Payabl	3/25/2022	0160				23.40	PRS
110			2138	Other Benefits Payabl	3/11/2022	0160				6.55	PRS
110			2138	Other Benefits Payabl	3/11/2022	118841				7.68	PRS
110			2138	Other Benefits Payabl	3/31/2022	118848				23.63	PRS
110			2138	Other Benefits Payabl	3/31/2022	118849				25.51	PRS
110	120	1000	4500	Other Income	3/22/2022	MISC032222	STAPLES	Buy Board Annual Rebate		141.21	CR
110	300	1000	4500	Other Income	3/31/2022	7	MCLIFF PARTNERS, LTD.	MARCH COMMISSIONS		211.55	CR

110	120	1000	4500	Other Income	3/31/2022	001	Monthly Sales Tax - Early Filing Discount		36.27	JV
110	000	0000	2122	Other Taxes Payable	3/1/2022	89233	Water and Waste Water Tax		0.24	CR
110	000	0000	2122	Other Taxes Payable	3/1/2022	89234	Water and Waste Water Tax		0.43	CR
110	000	0000	2122	Other Taxes Payable	3/1/2022	89236	Water and Waste Water Tax		0.26	CR
110	000	0000	2122	Other Taxes Payable	3/1/2022	89237	Water and Waste Water Tax		0.18	CR
110	000	0000	2122	Other Taxes Payable	3/1/2022	89238	Water and Waste Water Tax		0.23	CR
110	000	0000	2122	Other Taxes Payable	3/1/2022	89242	Water and Waste Water Tax		0.30	CR
110	000	0000	2122	Other Taxes Payable	3/1/2022	89243	Water and Waste Water Tax		0.21	CR
110	000	0000	2122	Other Taxes Payable	3/1/2022	89244	Water and Waste Water Tax		0.21	CR
110	000	0000	2122	Other Taxes Payable	3/1/2022	89245	Water and Waste Water Tax		0.21	CR
110	000	0000	2122	Other Taxes Payable	3/1/2022	89246	Water and Waste Water Tax		0.23	CR
110	000	0000	2122	Other Taxes Payable	3/1/2022	89247	Water and Waste Water Tax		0.24	CR
110	000	0000	2122	Other Taxes Payable	3/1/2022	89248	Water and Waste Water Tax		0.33	CR
110	000	0000	2122	Other Taxes Payable	3/1/2022	89249	Water and Waste Water Tax		0.23	CR
110	000	0000	2122	Other Taxes Payable	3/1/2022	89250	Water and Waste Water Tax		0.21	CR
110	000	0000	2122	Other Taxes Payable	3/1/2022	89251	Water and Waste Water Tax		0.19	CR
110	000	0000	2122	Other Taxes Payable	3/1/2022	89252	Water and Waste Water Tax		0.47	CR
110	000	0000	2122	Other Taxes Payable	3/2/2022	89258	Water and Waste Water Tax		1,777.48	CR
110	000	0000	2122	Other Taxes Payable	3/2/2022	89261	Water and Waste Water Tax		19.20	CR
110	000	0000	2122	Other Taxes Payable	3/3/2022	89265	Water and Waste Water Tax	4.43		CR
110	000	0000	2122	Other Taxes Payable	3/2/2022	89267	Water and Waste Water Tax		4.85	CR
110	000	0000	2122	Other Taxes Payable	3/7/2022	89275	Water and Waste Water Tax		0.15	CR
110	000	0000	2122	Other Taxes Payable	3/7/2022	89276	Water and Waste Water Tax		0.24	CR
110	000	0000	2122	Other Taxes Payable	3/7/2022	89277	Water and Waste Water Tax		0.37	CR
110	000	0000	2122	Other Taxes Payable	3/7/2022	89278	Water and Waste Water Tax		0.22	CR
110	000	0000	2122	Other Taxes Payable	3/7/2022	89279	Water and Waste Water Tax		0.05	CR
110	000	0000	2122	Other Taxes Payable	3/7/2022	89282	Water and Waste Water Tax		0.33	CR
110	000	0000	2122	Other Taxes Payable	3/7/2022	89284	Water and Waste Water Tax		0.17	CR
110	000	0000	2122	Other Taxes Payable	3/7/2022	89286	Water and Waste Water Tax		0.35	CR
110	000	0000	2122	Other Taxes Payable	3/7/2022	89287	Water and Waste Water Tax		0.03	CR
110	000	0000	2122	Other Taxes Payable	3/7/2022	89288	Water and Waste Water Tax		0.03	CR
110	000	0000	2122	Other Taxes Payable	3/8/2022	89293	Water and Waste Water Tax		0.04	CR
110	000	0000	2122	Other Taxes Payable	3/8/2022	89296	Water and Waste Water Tax		0.07	CR
110	000	0000	2122	Other Taxes Payable	3/8/2022	89297	Water and Waste Water Tax		0.06	CR
110	000	0000	2122	Other Taxes Payable	3/8/2022	89298	Water and Waste Water Tax		0.04	CR
110	000	0000	2122	Other Taxes Payable	3/8/2022	89299	Water and Waste Water Tax		0.06	CR
110	000	0000	2122	Other Taxes Payable	3/10/2022	89309	Water and Waste Water Tax		0.06	CR
110	000	0000	2122	Other Taxes Payable	3/10/2022	89311	Water and Waste Water Tax		0.07	CR
110	000	0000	2122	Other Taxes Payable	3/10/2022	89312	Water and Waste Water Tax		0.07	CR
110	000	0000	2122	Other Taxes Payable	3/10/2022	89314	Water and Waste Water Tax		0.15	CR
110	000	0000	2122	Other Taxes Payable	3/10/2022	89315	Water and Waste Water Tax		0.07	CR
110	000	0000	2122	Other Taxes Payable	3/10/2022	89316	Water and Waste Water Tax		0.07	CR
110	000	0000	2122	Other Taxes Payable	3/17/2022	89336	Water and Waste Water Tax		0.14	CR
110	000	0000	2122	Other Taxes Payable	3/17/2022	89337	Water and Waste Water Tax		0.08	CR
110	000	0000	2122	Other Taxes Payable	3/17/2022	89339	Water and Waste Water Tax		0.10	CR
110	000	0000	2122	Other Taxes Payable	3/21/2022	89349	Water and Waste Water Tax		0.08	CR
110	000	0000	2122	Other Taxes Payable	3/21/2022	89350	Water and Waste Water Tax		0.10	CR
110	000	0000	2122	Other Taxes Payable	3/21/2022	89351	Water and Waste Water Tax		0.20	CR
110	000	0000	2122	Other Taxes Payable	3/23/2022	89359	Water and Waste Water Tax		0.05	CR
110	000	0000	2122	Other Taxes Payable	3/23/2022	89360	Water and Waste Water Tax		0.04	CR

110	000	0000	2122	Other Taxes Payable	3/23/2022	89361	Water and Waste Water Tax		0.36	CR
110	000	0000	2122	Other Taxes Payable	3/23/2022	89362	Water and Waste Water Tax		0.14	CR
110	000	0000	2122	Other Taxes Payable	3/29/2022	89392	Water and Waste Water Tax		0.18	CR
110	000	0000	2122	Other Taxes Payable	3/29/2022	89393	Water and Waste Water Tax		0.18	CR
110	000	0000	2122	Other Taxes Payable	3/29/2022	89396	Water and Waste Water Tax		0.17	CR
110	000	0000	2122	Other Taxes Payable	3/29/2022	89399	Water and Waste Water Tax		0.22	CR
110	000	0000	2122	Other Taxes Payable	3/29/2022	89400	Water and Waste Water Tax		0.17	CR
110	000	0000	2122	Other Taxes Payable	3/31/2022	89410	Water and Waste Water Tax		0.24	CR
110	000	0000	2122	Other Taxes Payable	3/31/2022	89438	Water and Waste Water Tax		0.24	CR
110			2122	Other Taxes Payable	3/31/2022	1	Utility Accrual MARCH 2022		1,997.54	JV
110			2122	Other Taxes Payable	3/3/2022	2	Reverse - Utility Accrual FEBRUARY 2022	1,796.68		JV
110	120	1000	5012	Overtime	3/25/2022	0072		121.19		PRS
110	120	1000	5012	Overtime	3/31/2022	0072		100.76		PRS
110	120	1000	5012	Overtime	3/11/2022	0073		35.78		PRS
110	120	1000	5012	Overtime	3/31/2022	0118		10.12		PRS
110	120	1000	5012	Overtime	3/25/2022	0120		38.23		PRS
110	120	1000	5012	Overtime	3/11/2022	0122		1.57		PRS
110	120	1000	5012	Overtime	3/31/2022	0151		1.83		PRS
110	120	1000	5012	Overtime	3/11/2022	0159		0.89		PRS
110	125	1000	5012	Overtime	3/25/2022	0053		7.51		PRS
110	125	1000	5012	Overtime	3/31/2022	0055		27.68		PRS
110	125	1000	5012	Overtime	3/25/2022	0056		25.45		PRS
110	125	1000	5012	Overtime	3/11/2022	0056		2.65		PRS
110	125	1000	5012	Overtime	3/31/2022	0058		15.42		PRS
110	125	1000	5012	Overtime	3/11/2022	0059		5.60		PRS
110	125	1000	5012	Overtime	3/31/2022	0157		26.51		PRS
110	125	1000	5012	Overtime	3/25/2022	0164		3.43		PRS
110	130	1000	5012	Overtime	3/31/2022	0001		3.23		PRS
110	130	1000	5012	Overtime	3/11/2022	0001		4.37		PRS
110	130	1000	5012	Overtime	3/25/2022	0013		54.95		PRS
110	130	1000	5012	Overtime	3/11/2022	0013		22.73		PRS
110	130	1000	5012	Overtime	3/31/2022	0014		8.29		PRS
110	130	1000	5012	Overtime	3/31/2022	0109		25.31		PRS
110	130	1000	5012	Overtime	3/25/2022	0111		25.95		PRS
110	130	1000	5012	Overtime	3/11/2022	0113		7.91		PRS
110	130	1000	5012	Overtime	3/31/2022	0117		43.83		PRS
110	130	1000	5012	Overtime	3/25/2022	0119		46.80		PRS
110	130	1000	5012	Overtime	3/11/2022	0121		1.85		PRS
110	135	1000	5012	Overtime	3/25/2022	0006		27.21		PRS
110	135	1000	5012	Overtime	3/31/2022	0008		12.89		PRS
110	145	1000	5012	Overtime	3/31/2022	0002		126.44		PRS
110	145	1000	5012	Overtime	3/25/2022	0002		7.82		PRS
110	145	1000	5012	Overtime	3/11/2022	0002		17.70		PRS
110	145	1000	5012	Overtime	3/11/2022	0008		0.17		PRS
110	145	1000	5012	Overtime	3/31/2022	0074		66.82		PRS
110	145	1000	5012	Overtime	3/11/2022	0076		20.02		PRS
110	145	1000	5012	Overtime	3/31/2022	118851		48.29		PRS
110	200	1000	5012	Overtime	3/25/2022	0049		24.27		PRS
110	200	1000	5012	Overtime	3/25/2022	0080		15.00		PRS
110	200	1000	5012	Overtime	3/25/2022	0109		10.77		PRS

110	200	1000	5012	Overtime	3/31/2022	0137	6.04	PRS
110	200	1000	5012	Overtime	3/25/2022	0141	15.90	PRS
110	200	1000	5012	Overtime	3/25/2022	0146	154.44	PRS
110	200	1000	5012	Overtime	3/11/2022	0148	47.40	PRS
110	200	1000	5012	Overtime	3/31/2022	0156	7.67	PRS
110	200	1000	5012	Overtime	3/25/2022	0163	705.00	PRS
110	200	1000	5012	Overtime	3/11/2022	0164	10.19	PRS
110	200	1000	5012	Overtime	3/31/2022	118848	146.89	PRS
110	250	1000	5012	Overtime	3/31/2022	0108	7.25	PRS
110	250	1000	5012	Overtime	3/25/2022	0110	126.31	PRS
110	275	1000	5012	Overtime	3/25/2022	0019	37.85	PRS
110	275	1000	5012	Overtime	3/11/2022	0020	6.85	PRS
110	275	1000	5012	Overtime	3/31/2022	0021	105.01	PRS
110	275	1000	5012	Overtime	3/25/2022	0062	103.89	PRS
110	275	1000	5012	Overtime	3/31/2022	0062	161.95	PRS
110	275	1000	5012	Overtime	3/31/2022	0064	6.35	PRS
110	275	1000	5012	Overtime	3/25/2022	0064	140.03	PRS
110	275	1000	5012	Overtime	3/31/2022	0093	14.26	PRS
110	275	1000	5012	Overtime	3/25/2022	0095	34.45	PRS
110	275	1000	5012	Overtime	3/11/2022	0096	2.92	PRS
110	275	1000	5012	Overtime	3/31/2022	0112	26.70	PRS
110	275	1000	5012	Overtime	3/25/2022	0114	28.10	PRS
110	275	1000	5012	Overtime	3/31/2022	0120	79.11	PRS
110	275	1000	5012	Overtime	3/25/2022	0122	136.71	PRS
110	275	1000	5012	Overtime	3/31/2022	0124	53.20	PRS
110	275	1000	5012	Overtime	3/11/2022	0125	11.97	PRS
110	275	1000	5012	Overtime	3/25/2022	0126	74.95	PRS
110	275	1000	5012	Overtime	3/11/2022	0129	21.78	PRS
110	275	1000	5012	Overtime	3/31/2022	0158	11.32	PRS
110	300	1000	5012	Overtime	3/25/2022	0049	137.51	PRS
110	300	1000	5012	Overtime	3/25/2022	0058	15.80	PRS
110	300	1000	5012	Overtime	3/25/2022	0080	84.97	PRS
110	300	1000	5012	Overtime	3/25/2022	0109	61.01	PRS
110	300	1000	5012	Overtime	3/31/2022	0134	13.42	PRS
110	300	1000	5012	Overtime	3/31/2022	0136	26.76	PRS
110	300	1000	5012	Overtime	3/31/2022	0137	34.24	PRS
110	300	1000	5012	Overtime	3/25/2022	0138	56.11	PRS
110	300	1000	5012	Overtime	3/11/2022	0140	4.82	PRS
110	300	1000	5012	Overtime	3/25/2022	0141	90.12	PRS
110	300	1000	5012	Overtime	3/11/2022	0142	10.25	PRS
110	300	1000	5012	Overtime	3/25/2022	0146	360.36	PRS
110	300	1000	5012	Overtime	3/11/2022	0148	110.60	PRS
110	300	1000	5012	Overtime	3/31/2022	0151	3.39	PRS
110	300	1000	5012	Overtime	3/11/2022	0159	1.65	PRS
110	300	1000	5012	Overtime	3/31/2022	118848	342.75	PRS
110	350	1000	5012	Overtime	3/31/2022	0066	37.50	PRS
110	350	1000	5012	Overtime	3/11/2022	0067	6.40	PRS
110	350	1000	5012	Overtime	3/31/2022	0158	11.32	PRS
110	400	1000	5012	Overtime	3/31/2022	0093	99.81	PRS
110	400	1000	5012	Overtime	3/25/2022	0095	241.14	PRS

110	400	1000	5012	Overtime	3/11/2022	0096	20.44	PRS
110	400	1000	5012	Overtime	3/31/2022	0158	11.32	PRS
110	450	1000	5012	Overtime	3/25/2022	0019	12.61	PRS
110	450	1000	5012	Overtime	3/11/2022	0020	2.28	PRS
110	450	1000	5012	Overtime	3/31/2022	0021	35.00	PRS
110	450	1000	5012	Overtime	3/25/2022	0062	34.63	PRS
110	450	1000	5012	Overtime	3/31/2022	0062	53.99	PRS
110	450	1000	5012	Overtime	3/25/2022	0064	46.67	PRS
110	450	1000	5012	Overtime	3/31/2022	0064	2.11	PRS
110	450	1000	5012	Overtime	3/31/2022	0093	28.51	PRS
110	450	1000	5012	Overtime	3/25/2022	0095	68.90	PRS
110	450	1000	5012	Overtime	3/11/2022	0096	5.84	PRS
110	450	1000	5012	Overtime	3/31/2022	0112	8.90	PRS
110	450	1000	5012	Overtime	3/25/2022	0114	9.37	PRS
110	450	1000	5012	Overtime	3/31/2022	0120	26.37	PRS
110	450	1000	5012	Overtime	3/25/2022	0122	45.57	PRS
110	450	1000	5012	Overtime	3/31/2022	0124	17.73	PRS
110	450	1000	5012	Overtime	3/11/2022	0125	3.99	PRS
110	450	1000	5012	Overtime	3/25/2022	0126	24.98	PRS
110	450	1000	5012	Overtime	3/11/2022	0129	7.26	PRS
110	450	1000	5012	Overtime	3/31/2022	0158	11.32	PRS
110	500	1000	5012	Overtime	3/25/2022	0037	35.31	PRS
110	500	1000	5012	Overtime	3/31/2022	0040	170.35	PRS
110	500	1000	5012	Overtime	3/11/2022	0042	3.50	PRS
110	500	1000	5012	Overtime	3/31/2022	0098	355.89	PRS
110	500	1000	5012	Overtime	3/25/2022	0100	148.21	PRS
110	500	1000	5012	Overtime	3/31/2022	0101	60.27	PRS
110	500	1000	5012	Overtime	3/11/2022	0102	83.53	PRS
110	500	1000	5012	Overtime	3/25/2022	0104	19.99	PRS
110	500	1000	5012	Overtime	3/31/2022	0121	63.17	PRS
110	500	1000	5012	Overtime	3/25/2022	0123	28.53	PRS
110	500	1000	5012	Overtime	3/11/2022	0126	0.95	PRS
110	500	1000	5012	Overtime	3/31/2022	0140	431.05	PRS
110	500	1000	5012	Overtime	3/25/2022	0145	254.68	PRS
110	500	1000	5012	Overtime	3/11/2022	0147	63.56	PRS
110	500	1000	5012	Overtime	3/31/2022	0158	11.32	PRS
110	525	1000	5012	Overtime	3/25/2022	0033	3.04	PRS
110	525	1000	5012	Overtime	3/31/2022	0036	0.32	PRS
110	525	1000	5012	Overtime	3/31/2022	0079	91.62	PRS
110	525	1000	5012	Overtime	3/25/2022	0081	7.61	PRS
110	525	1000	5012	Overtime	3/31/2022	0152	34.09	PRS
110	525	1000	5012	Overtime	3/31/2022	0158	11.32	PRS
110	540	1000	5012	Overtime	3/31/2022	0095	92.41	PRS
110	540	1000	5012	Overtime	3/25/2022	0097	195.11	PRS
110	540	1000	5012	Overtime	3/11/2022	0098	61.76	PRS
110	540	1000	5012	Overtime	3/31/2022	0158	11.32	PRS
110	550	1000	5012	Overtime	3/25/2022	0037	35.30	PRS
110	550	1000	5012	Overtime	3/31/2022	0040	170.34	PRS
110	550	1000	5012	Overtime	3/11/2022	0042	3.50	PRS
110	550	1000	5012	Overtime	3/31/2022	0098	355.89	PRS

110	550	1000	5012	Overtime	3/25/2022	0100			148.21		PRS
110	550	1000	5012	Overtime	3/31/2022	0101			60.27		PRS
110	550	1000	5012	Overtime	3/11/2022	0102			83.53		PRS
110	550	1000	5012	Overtime	3/25/2022	0104			19.99		PRS
110	550	1000	5012	Overtime	3/31/2022	0121			63.16		PRS
110	550	1000	5012	Overtime	3/25/2022	0123			28.52		PRS
110	550	1000	5012	Overtime	3/11/2022	0126			0.95		PRS
110	550	1000	5012	Overtime	3/31/2022	0140			431.05		PRS
110	550	1000	5012	Overtime	3/25/2022	0145			254.67		PRS
110	550	1000	5012	Overtime	3/11/2022	0147			63.56		PRS
110	550	1000	5012	Overtime	3/31/2022	0158			11.28		PRS
110	130	1000	6304	Pager / Cell Phone	3/15/2022	9901165527	VERIZON WIRELESS	CELL/DATA COVERAGE 02/06-03/06/22		5.51	API
110	300	1000	6304	Pager / Cell Phone	3/15/2022	9901165527	VERIZON WIRELESS	CELL/DATA COVERAGE 02/06-03/06/22	26.84		API
110	525	1000	6304	Pager / Cell Phone	3/15/2022	9901165527	VERIZON WIRELESS	CELL/DATA COVERAGE 02/06-03/06/22	26.84		API
110			2205	Payroll Accrued	3/31/2022	0001				986.92	PRS
110			2205	Payroll Accrued	3/11/2022	0001			788.44		PRS
110			2205	Payroll Accrued	3/31/2022	0002				1,411.52	PRS
110			2205	Payroll Accrued	3/11/2022	0002			1,053.49		PRS
110			2205	Payroll Accrued	3/31/2022	0003				139.04	PRS
110			2205	Payroll Accrued	3/11/2022	0003			79.48		PRS
110			2205	Payroll Accrued	3/11/2022	0004			169.24		PRS
110			2205	Payroll Accrued	3/31/2022	0004				236.13	PRS
110			2205	Payroll Accrued	3/31/2022	0005				2,302.28	PRS
110			2205	Payroll Accrued	3/11/2022	0005			272.10		PRS
110			2205	Payroll Accrued	3/11/2022	0006			212.90		PRS
110			2205	Payroll Accrued	3/31/2022	0006				248.22	PRS
110			2205	Payroll Accrued	3/11/2022	0007			578.98		PRS
110			2205	Payroll Accrued	3/31/2022	0007				287.97	PRS
110			2205	Payroll Accrued	3/31/2022	0008				851.69	PRS
110			2205	Payroll Accrued	3/11/2022	0008			963.28		PRS
110			2205	Payroll Accrued	3/11/2022	0009			399.47		PRS
110			2205	Payroll Accrued	3/31/2022	0009				1,243.21	PRS
110			2205	Payroll Accrued	3/11/2022	0010			235.10		PRS
110			2205	Payroll Accrued	3/31/2022	0010				525.39	PRS
110			2205	Payroll Accrued	3/11/2022	0011			133.33		PRS
110			2205	Payroll Accrued	3/31/2022	0011				302.30	PRS
110			2205	Payroll Accrued	3/31/2022	0012				259.56	PRS
110			2205	Payroll Accrued	3/11/2022	0012			14.13		PRS
110			2205	Payroll Accrued	3/11/2022	0013			889.51		PRS
110			2205	Payroll Accrued	3/31/2022	0013				1,103.16	PRS
110			2205	Payroll Accrued	3/31/2022	0014				1,064.43	PRS
110			2205	Payroll Accrued	3/11/2022	0014			231.39		PRS
110			2205	Payroll Accrued	3/31/2022	0015				780.95	PRS
110			2205	Payroll Accrued	3/11/2022	0015			18.18		PRS
110			2205	Payroll Accrued	3/11/2022	0016			326.66		PRS
110			2205	Payroll Accrued	3/31/2022	0016				16.26	PRS
110			2205	Payroll Accrued	3/11/2022	0017			14.34		PRS
110			2205	Payroll Accrued	3/31/2022	0017				413.80	PRS
110			2205	Payroll Accrued	3/31/2022	0018				104.62	PRS
110			2205	Payroll Accrued	3/11/2022	0018			177.72		PRS

110	2205	Payroll Accrued	3/11/2022	0019	31.97		PRS
110	2205	Payroll Accrued	3/31/2022	0019		191.47	PRS
110	2205	Payroll Accrued	3/31/2022	0020		135.80	PRS
110	2205	Payroll Accrued	3/11/2022	0020	1,021.25		PRS
110	2205	Payroll Accrued	3/31/2022	0021		1,282.42	PRS
110	2205	Payroll Accrued	3/11/2022	0021	444.43		PRS
110	2205	Payroll Accrued	3/31/2022	0022		485.01	PRS
110	2205	Payroll Accrued	3/11/2022	0022	60.03		PRS
110	2205	Payroll Accrued	3/11/2022	0023	143.08		PRS
110	2205	Payroll Accrued	3/31/2022	0023		146.40	PRS
110	2205	Payroll Accrued	3/31/2022	0024		185.89	PRS
110	2205	Payroll Accrued	3/11/2022	0024	112.76		PRS
110	2205	Payroll Accrued	3/11/2022	0025	8.54		PRS
110	2205	Payroll Accrued	3/31/2022	0025		52.68	PRS
110	2205	Payroll Accrued	3/11/2022	0026	223.17		PRS
110	2205	Payroll Accrued	3/31/2022	0026		327.33	PRS
110	2205	Payroll Accrued	3/11/2022	0027	98.02		PRS
110	2205	Payroll Accrued	3/31/2022	0027		98.48	PRS
110	2205	Payroll Accrued	3/11/2022	0028	234.66		PRS
110	2205	Payroll Accrued	3/31/2022	0028		311.37	PRS
110	2205	Payroll Accrued	3/11/2022	0029	151.44		PRS
110	2205	Payroll Accrued	3/31/2022	0029		109.50	PRS
110	2205	Payroll Accrued	3/11/2022	0030	171.07		PRS
110	2205	Payroll Accrued	3/31/2022	0030		280.41	PRS
110	2205	Payroll Accrued	3/11/2022	0031	208.60		PRS
110	2205	Payroll Accrued	3/31/2022	0031		254.49	PRS
110	2205	Payroll Accrued	3/31/2022	0032		196.21	PRS
110	2205	Payroll Accrued	3/11/2022	0032	231.79		PRS
110	2205	Payroll Accrued	3/31/2022	0033		2,000.81	PRS
110	2205	Payroll Accrued	3/11/2022	0033	28.75		PRS
110	2205	Payroll Accrued	3/11/2022	0034	1,549.03		PRS
110	2205	Payroll Accrued	3/31/2022	0034		31.62	PRS
110	2205	Payroll Accrued	3/31/2022	0035		209.49	PRS
110	2205	Payroll Accrued	3/11/2022	0035	14.54		PRS
110	2205	Payroll Accrued	3/31/2022	0036		1,252.31	PRS
110	2205	Payroll Accrued	3/11/2022	0036	208.00		PRS
110	2205	Payroll Accrued	3/11/2022	0037	988.80		PRS
110	2205	Payroll Accrued	3/31/2022	0037		370.15	PRS
110	2205	Payroll Accrued	3/31/2022	0038		315.41	PRS
110	2205	Payroll Accrued	3/11/2022	0038	174.87		PRS
110	2205	Payroll Accrued	3/11/2022	0039	120.34		PRS
110	2205	Payroll Accrued	3/31/2022	0039		385.20	PRS
110	2205	Payroll Accrued	3/31/2022	0040		1,349.22	PRS
110	2205	Payroll Accrued	3/11/2022	0040	260.38		PRS
110	2205	Payroll Accrued	3/31/2022	0041		526.12	PRS
110	2205	Payroll Accrued	3/11/2022	0041	184.49		PRS
110	2205	Payroll Accrued	3/11/2022	0042	881.09		PRS
110	2205	Payroll Accrued	3/31/2022	0042		429.92	PRS
110	2205	Payroll Accrued	3/11/2022	0043	399.46		PRS
110	2205	Payroll Accrued	3/31/2022	0043		377.90	PRS

110	2205	Payroll Accrued	3/31/2022	0044		298.06	PRS
110	2205	Payroll Accrued	3/11/2022	0044	392.55		PRS
110	2205	Payroll Accrued	3/11/2022	0045	291.99		PRS
110	2205	Payroll Accrued	3/31/2022	0045		61.51	PRS
110	2205	Payroll Accrued	3/31/2022	0046		1,304.65	PRS
110	2205	Payroll Accrued	3/11/2022	0046	186.49		PRS
110	2205	Payroll Accrued	3/11/2022	0047	1,010.05		PRS
110	2205	Payroll Accrued	3/31/2022	0047		81.73	PRS
110	2205	Payroll Accrued	3/11/2022	0048	264.10		PRS
110	2205	Payroll Accrued	3/31/2022	0048		261.27	PRS
110	2205	Payroll Accrued	3/11/2022	0049	227.62		PRS
110	2205	Payroll Accrued	3/31/2022	0049		168.16	PRS
110	2205	Payroll Accrued	3/31/2022	0050		322.28	PRS
110	2205	Payroll Accrued	3/11/2022	0050	188.08		PRS
110	2205	Payroll Accrued	3/31/2022	0051		331.49	PRS
110	2205	Payroll Accrued	3/11/2022	0051	259.74		PRS
110	2205	Payroll Accrued	3/11/2022	0052	352.59		PRS
110	2205	Payroll Accrued	3/31/2022	0052		118.81	PRS
110	2205	Payroll Accrued	3/11/2022	0053	71.70		PRS
110	2205	Payroll Accrued	3/31/2022	0053		1,392.16	PRS
110	2205	Payroll Accrued	3/31/2022	0054		168.73	PRS
110	2205	Payroll Accrued	3/11/2022	0054	662.70		PRS
110	2205	Payroll Accrued	3/11/2022	0055	131.01		PRS
110	2205	Payroll Accrued	3/31/2022	0055		1,119.21	PRS
110	2205	Payroll Accrued	3/31/2022	0056		683.63	PRS
110	2205	Payroll Accrued	3/11/2022	0056	855.51		PRS
110	2205	Payroll Accrued	3/11/2022	0057	433.21		PRS
110	2205	Payroll Accrued	3/31/2022	0057		131.43	PRS
110	2205	Payroll Accrued	3/31/2022	0058		788.27	PRS
110	2205	Payroll Accrued	3/11/2022	0058	106.45		PRS
110	2205	Payroll Accrued	3/31/2022	0059		117.64	PRS
110	2205	Payroll Accrued	3/11/2022	0059	606.37		PRS
110	2205	Payroll Accrued	3/11/2022	0060	29.52		PRS
110	2205	Payroll Accrued	3/31/2022	0060		68.93	PRS
110	2205	Payroll Accrued	3/31/2022	0061		228.35	PRS
110	2205	Payroll Accrued	3/11/2022	0061	89.76		PRS
110	2205	Payroll Accrued	3/11/2022	0062	171.66		PRS
110	2205	Payroll Accrued	3/31/2022	0062		1,229.65	PRS
110	2205	Payroll Accrued	3/31/2022	0063		684.90	PRS
110	2205	Payroll Accrued	3/11/2022	0063	771.17		PRS
110	2205	Payroll Accrued	3/31/2022	0064		1,103.26	PRS
110	2205	Payroll Accrued	3/11/2022	0064	565.91		PRS
110	2205	Payroll Accrued	3/11/2022	0065	849.06		PRS
110	2205	Payroll Accrued	3/31/2022	0065		2,149.68	PRS
110	2205	Payroll Accrued	3/31/2022	0066		1,174.56	PRS
110	2205	Payroll Accrued	3/11/2022	0066	1,664.29		PRS
110	2205	Payroll Accrued	3/31/2022	0067		102.18	PRS
110	2205	Payroll Accrued	3/11/2022	0067	908.16		PRS
110	2205	Payroll Accrued	3/31/2022	0068		175.02	PRS
110	2205	Payroll Accrued	3/11/2022	0068	26.38		PRS

110	2205	Payroll Accrued	3/11/2022	0069	265.72		PRS
110	2205	Payroll Accrued	3/31/2022	0069		108.42	PRS
110	2205	Payroll Accrued	3/31/2022	0070		288.12	PRS
110	2205	Payroll Accrued	3/11/2022	0070	56.26		PRS
110	2205	Payroll Accrued	3/11/2022	0071	75.87		PRS
110	2205	Payroll Accrued	3/31/2022	0071		3,349.12	PRS
110	2205	Payroll Accrued	3/31/2022	0072		1,411.08	PRS
110	2205	Payroll Accrued	3/11/2022	0072	2,592.86		PRS
110	2205	Payroll Accrued	3/11/2022	0073	1,102.95		PRS
110	2205	Payroll Accrued	3/31/2022	0073		93.24	PRS
110	2205	Payroll Accrued	3/11/2022	0074	47.77		PRS
110	2205	Payroll Accrued	3/31/2022	0074		1,482.23	PRS
110	2205	Payroll Accrued	3/11/2022	0075	41.83		PRS
110	2205	Payroll Accrued	3/31/2022	0075		180.17	PRS
110	2205	Payroll Accrued	3/31/2022	0076		236.25	PRS
110	2205	Payroll Accrued	3/11/2022	0076	1,146.82		PRS
110	2205	Payroll Accrued	3/31/2022	0077		339.20	PRS
110	2205	Payroll Accrued	3/11/2022	0077	98.85		PRS
110	2205	Payroll Accrued	3/11/2022	0078	167.36		PRS
110	2205	Payroll Accrued	3/31/2022	0078		296.21	PRS
110	2205	Payroll Accrued	3/11/2022	0079	173.36		PRS
110	2205	Payroll Accrued	3/31/2022	0079		1,505.98	PRS
110	2205	Payroll Accrued	3/11/2022	0080	178.15		PRS
110	2205	Payroll Accrued	3/31/2022	0080		343.36	PRS
110	2205	Payroll Accrued	3/11/2022	0081	1,048.10		PRS
110	2205	Payroll Accrued	3/31/2022	0081		623.00	PRS
110	2205	Payroll Accrued	3/31/2022	0082		522.61	PRS
110	2205	Payroll Accrued	3/11/2022	0082	315.80		PRS
110	2205	Payroll Accrued	3/11/2022	0083	62.19		PRS
110	2205	Payroll Accrued	3/31/2022	0083		1,815.39	PRS
110	2205	Payroll Accrued	3/11/2022	0084	344.12		PRS
110	2205	Payroll Accrued	3/31/2022	0084		632.41	PRS
110	2205	Payroll Accrued	3/11/2022	0085	430.73		PRS
110	2205	Payroll Accrued	3/31/2022	0085		593.19	PRS
110	2205	Payroll Accrued	3/11/2022	0086	1,405.50		PRS
110	2205	Payroll Accrued	3/31/2022	0086		270.24	PRS
110	2205	Payroll Accrued	3/31/2022	0087		165.08	PRS
110	2205	Payroll Accrued	3/11/2022	0087	435.99		PRS
110	2205	Payroll Accrued	3/31/2022	0088		143.03	PRS
110	2205	Payroll Accrued	3/11/2022	0088	461.47		PRS
110	2205	Payroll Accrued	3/11/2022	0089	368.51		PRS
110	2205	Payroll Accrued	3/31/2022	0089		90.14	PRS
110	2205	Payroll Accrued	3/31/2022	0090		1,171.30	PRS
110	2205	Payroll Accrued	3/11/2022	0090	142.95		PRS
110	2205	Payroll Accrued	3/11/2022	0091	54.99		PRS
110	2205	Payroll Accrued	3/31/2022	0091		584.44	PRS
110	2205	Payroll Accrued	3/31/2022	0092		120.85	PRS
110	2205	Payroll Accrued	3/11/2022	0092	62.07		PRS
110	2205	Payroll Accrued	3/31/2022	0093		1,269.18	PRS
110	2205	Payroll Accrued	3/11/2022	0093	906.80		PRS

110	2205	Payroll Accrued	3/31/2022	0094		1,750.33	PRS
110	2205	Payroll Accrued	3/11/2022	0094	471.99		PRS
110	2205	Payroll Accrued	3/31/2022	0095		1,542.13	PRS
110	2205	Payroll Accrued	3/11/2022	0095	49.18		PRS
110	2205	Payroll Accrued	3/31/2022	0096		2,324.62	PRS
110	2205	Payroll Accrued	3/11/2022	0096	989.80		PRS
110	2205	Payroll Accrued	3/11/2022	0097	1,355.09		PRS
110	2205	Payroll Accrued	3/31/2022	0097		224.06	PRS
110	2205	Payroll Accrued	3/11/2022	0098	1,355.05		PRS
110	2205	Payroll Accrued	3/31/2022	0098		1,899.54	PRS
110	2205	Payroll Accrued	3/31/2022	0099		1,573.69	PRS
110	2205	Payroll Accrued	3/11/2022	0099	59.97		PRS
110	2205	Payroll Accrued	3/11/2022	0100	1,799.70		PRS
110	2205	Payroll Accrued	3/31/2022	0100		208.22	PRS
110	2205	Payroll Accrued	3/11/2022	0101	177.05		PRS
110	2205	Payroll Accrued	3/31/2022	0101		1,202.51	PRS
110	2205	Payroll Accrued	3/11/2022	0102	1,393.14		PRS
110	2205	Payroll Accrued	3/31/2022	0102		770.77	PRS
110	2205	Payroll Accrued	3/11/2022	0103	1,218.38		PRS
110	2205	Payroll Accrued	3/31/2022	0103		65.00	PRS
110	2205	Payroll Accrued	3/31/2022	0104		299.62	PRS
110	2205	Payroll Accrued	3/11/2022	0104	165.51		PRS
110	2205	Payroll Accrued	3/31/2022	0105		28.38	PRS
110	2205	Payroll Accrued	3/11/2022	0105	50.70		PRS
110	2205	Payroll Accrued	3/31/2022	0106		2,413.54	PRS
110	2205	Payroll Accrued	3/11/2022	0106	935.31		PRS
110	2205	Payroll Accrued	3/31/2022	0107		502.10	PRS
110	2205	Payroll Accrued	3/11/2022	0107	573.37		PRS
110	2205	Payroll Accrued	3/11/2022	0108	175.24		PRS
110	2205	Payroll Accrued	3/31/2022	0108		1,082.71	PRS
110	2205	Payroll Accrued	3/11/2022	0109	37.68		PRS
110	2205	Payroll Accrued	3/31/2022	0109		982.99	PRS
110	2205	Payroll Accrued	3/11/2022	0110	1,868.55		PRS
110	2205	Payroll Accrued	3/31/2022	0110		233.10	PRS
110	2205	Payroll Accrued	3/31/2022	0111		299.13	PRS
110	2205	Payroll Accrued	3/11/2022	0111	409.90		PRS
110	2205	Payroll Accrued	3/11/2022	0112	826.51		PRS
110	2205	Payroll Accrued	3/31/2022	0112		1,185.27	PRS
110	2205	Payroll Accrued	3/31/2022	0113		867.85	PRS
110	2205	Payroll Accrued	3/11/2022	0113	757.74		PRS
110	2205	Payroll Accrued	3/11/2022	0114	129.15		PRS
110	2205	Payroll Accrued	3/31/2022	0114		509.02	PRS
110	2205	Payroll Accrued	3/11/2022	0115	237.86		PRS
110	2205	Payroll Accrued	3/31/2022	0115		386.96	PRS
110	2205	Payroll Accrued	3/31/2022	0116		364.26	PRS
110	2205	Payroll Accrued	3/11/2022	0116	910.53		PRS
110	2205	Payroll Accrued	3/31/2022	0117		1,286.01	PRS
110	2205	Payroll Accrued	3/11/2022	0117	671.25		PRS
110	2205	Payroll Accrued	3/31/2022	0118		1,218.01	PRS
110	2205	Payroll Accrued	3/11/2022	0118	395.82		PRS

110	2205	Payroll Accrued	3/11/2022	0119	280.31		PRS
110	2205	Payroll Accrued	3/31/2022	0119		613.88	PRS
110	2205	Payroll Accrued	3/31/2022	0120		1,050.81	PRS
110	2205	Payroll Accrued	3/11/2022	0120	255.75		PRS
110	2205	Payroll Accrued	3/11/2022	0121	973.69		PRS
110	2205	Payroll Accrued	3/31/2022	0121		1,169.25	PRS
110	2205	Payroll Accrued	3/11/2022	0122	963.00		PRS
110	2205	Payroll Accrued	3/31/2022	0122		1,992.91	PRS
110	2205	Payroll Accrued	3/31/2022	0123		1,617.65	PRS
110	2205	Payroll Accrued	3/11/2022	0123	82.76		PRS
110	2205	Payroll Accrued	3/31/2022	0124		1,185.71	PRS
110	2205	Payroll Accrued	3/11/2022	0124	506.31		PRS
110	2205	Payroll Accrued	3/31/2022	0125		437.01	PRS
110	2205	Payroll Accrued	3/11/2022	0125	756.10		PRS
110	2205	Payroll Accrued	3/11/2022	0126	835.49		PRS
110	2205	Payroll Accrued	3/31/2022	0126		149.63	PRS
110	2205	Payroll Accrued	3/31/2022	0127		651.68	PRS
110	2205	Payroll Accrued	3/11/2022	0127	1,542.94		PRS
110	2205	Payroll Accrued	3/11/2022	0128	1,252.38		PRS
110	2205	Payroll Accrued	3/31/2022	0128		138.53	PRS
110	2205	Payroll Accrued	3/31/2022	0129		315.77	PRS
110	2205	Payroll Accrued	3/11/2022	0129	1,003.15		PRS
110	2205	Payroll Accrued	3/31/2022	0130		573.76	PRS
110	2205	Payroll Accrued	3/11/2022	0130	341.64		PRS
110	2205	Payroll Accrued	3/31/2022	0131		159.06	PRS
110	2205	Payroll Accrued	3/11/2022	0131	99.53		PRS
110	2205	Payroll Accrued	3/31/2022	0132		522.92	PRS
110	2205	Payroll Accrued	3/11/2022	0132	269.71		PRS
110	2205	Payroll Accrued	3/31/2022	0133		55.35	PRS
110	2205	Payroll Accrued	3/11/2022	0133	500.68		PRS
110	2205	Payroll Accrued	3/11/2022	0134	113.91		PRS
110	2205	Payroll Accrued	3/31/2022	0134		213.24	PRS
110	2205	Payroll Accrued	3/11/2022	0135	309.99		PRS
110	2205	Payroll Accrued	3/31/2022	0135		588.74	PRS
110	2205	Payroll Accrued	3/11/2022	0136	496.55		PRS
110	2205	Payroll Accrued	3/31/2022	0136		923.27	PRS
110	2205	Payroll Accrued	3/11/2022	0137	199.46		PRS
110	2205	Payroll Accrued	3/31/2022	0137		1,097.28	PRS
110	2205	Payroll Accrued	3/31/2022	0138		2,150.76	PRS
110	2205	Payroll Accrued	3/11/2022	0138	379.98		PRS
110	2205	Payroll Accrued	3/31/2022	0139		182.63	PRS
110	2205	Payroll Accrued	3/11/2022	0139	16.17		PRS
110	2205	Payroll Accrued	3/31/2022	0140		2,029.50	PRS
110	2205	Payroll Accrued	3/11/2022	0140	169.00		PRS
110	2205	Payroll Accrued	3/31/2022	0141		500.50	PRS
110	2205	Payroll Accrued	3/11/2022	0141	367.98		PRS
110	2205	Payroll Accrued	3/11/2022	0142	709.08		PRS
110	2205	Payroll Accrued	3/31/2022	0142		534.71	PRS
110	2205	Payroll Accrued	3/31/2022	0143		133.97	PRS
110	2205	Payroll Accrued	3/11/2022	0143	838.30		PRS

110	2205	Payroll Accrued	3/31/2022	0144			118.82	PRS
110	2205	Payroll Accrued	3/11/2022	0144		75.01		PRS
110	2205	Payroll Accrued	3/31/2022	0145			173.82	PRS
110	2205	Payroll Accrued	3/11/2022	0145		1,665.11		PRS
110	2205	Payroll Accrued	3/11/2022	0146		92.11		PRS
110	2205	Payroll Accrued	3/31/2022	0146			217.87	PRS
110	2205	Payroll Accrued	3/11/2022	0147		1,279.89		PRS
110	2205	Payroll Accrued	3/31/2022	0147			1,531.53	PRS
110	2205	Payroll Accrued	3/11/2022	0148		1,137.23		PRS
110	2205	Payroll Accrued	3/31/2022	0148			356.74	PRS
110	2205	Payroll Accrued	3/11/2022	0149		146.47		PRS
110	2205	Payroll Accrued	3/31/2022	0149			290.79	PRS
110	2205	Payroll Accrued	3/31/2022	0150			199.58	PRS
110	2205	Payroll Accrued	3/11/2022	0150		399.81		PRS
110	2205	Payroll Accrued	3/11/2022	0151		76.74		PRS
110	2205	Payroll Accrued	3/31/2022	0151			1,741.95	PRS
110	2205	Payroll Accrued	3/11/2022	0152		175.91		PRS
110	2205	Payroll Accrued	3/31/2022	0152			1,382.16	PRS
110	2205	Payroll Accrued	3/31/2022	0153			111.74	PRS
110	2205	Payroll Accrued	3/11/2022	0153		181.25		PRS
110	2205	Payroll Accrued	3/11/2022	0154		142.47		PRS
110	2205	Payroll Accrued	3/31/2022	0154			66.58	PRS
110	2205	Payroll Accrued	3/31/2022	0155			372.26	PRS
110	2205	Payroll Accrued	3/11/2022	0155		1,187.23		PRS
110	2205	Payroll Accrued	3/31/2022	0156			1,430.03	PRS
110	2205	Payroll Accrued	3/11/2022	0156		249.59		PRS
110	2205	Payroll Accrued	3/11/2022	0157		229.55		PRS
110	2205	Payroll Accrued	3/31/2022	0157			900.64	PRS
110	2205	Payroll Accrued	3/11/2022	0158		177.55		PRS
110	2205	Payroll Accrued	3/31/2022	0158			1,251.30	PRS
110	2205	Payroll Accrued	3/11/2022	0159		1,346.46		PRS
110	2205	Payroll Accrued	3/31/2022	0159			444.90	PRS
110	2205	Payroll Accrued	3/11/2022	0160		1,117.81		PRS
110	2205	Payroll Accrued	3/11/2022	0161		156.61		PRS
110	2205	Payroll Accrued	3/11/2022	0162		60.65		PRS
110	2205	Payroll Accrued	3/11/2022	0163		255.23		PRS
110	2205	Payroll Accrued	3/11/2022	0164		1,110.72		PRS
110	2205	Payroll Accrued	3/11/2022	0165		762.63		PRS
110	2205	Payroll Accrued	3/11/2022	0166		939.25		PRS
110	2205	Payroll Accrued	3/11/2022	0167		312.53		PRS
110	2205	Payroll Accrued	3/11/2022	118841		947.33		PRS
110	2205	Payroll Accrued	3/11/2022	118842		953.04		PRS
110	2205	Payroll Accrued	3/11/2022	118843		316.40		PRS
110	2205	Payroll Accrued	3/31/2022	118848			1,445.84	PRS
110	2205	Payroll Accrued	3/31/2022	118849			1,282.20	PRS
110	2205	Payroll Accrued	3/31/2022	118850			67.45	PRS
110	2205	Payroll Accrued	3/31/2022	118851			1,464.19	PRS
110	2205	Payroll Accrued	3/31/2022	118852			619.17	PRS
110	2205	Payroll Accrued	3/31/2022	118853			101.10	PRS
110	2130	Payroll Garnishment	3/11/2022	001	03/11/2022 - OAG Garnishment	634.00		JV

110	2130	Payroll Garnishment	3/25/2022	001	03/25/2022 - OAG Garnishment	634.00		JV
110	2130	Payroll Garnishment	3/25/2022	0033			164.77	PRS
110	2130	Payroll Garnishment	3/31/2022	0036			153.24	PRS
110	2130	Payroll Garnishment	3/11/2022	0037			46.14	PRS
110	2130	Payroll Garnishment	3/31/2022	0132			436.38	PRS
110	2130	Payroll Garnishment	3/25/2022	0135			469.23	PRS
110	2130	Payroll Garnishment	3/11/2022	0138			131.38	PRS
110	2130	Payroll Garnishment	3/31/2022	118851			309.05	PRS
110	2110	Payroll Taxes Payable	3/28/2022	001	03/28/2022 - IRS Payroll Tax Payment	106.77		JV
110	2110	Payroll Taxes Payable	3/11/2022	001	03/11/2022 - IRS Payroll Tax Payment	32,782.14		JV
110	2110	Payroll Taxes Payable	3/25/2022	001	03/25/2022 - IRS Payroll Tax Payment	36,012.44		JV
110	2110	Payroll Taxes Payable	3/31/2022	0001			264.22	PRS
110	2110	Payroll Taxes Payable	3/25/2022	0001			282.74	PRS
110	2110	Payroll Taxes Payable	3/11/2022	0001			82.91	PRS
110	2110	Payroll Taxes Payable	3/31/2022	0002			377.59	PRS
110	2110	Payroll Taxes Payable	3/11/2022	0002			108.27	PRS
110	2110	Payroll Taxes Payable	3/25/2022	0002			369.86	PRS
110	2110	Payroll Taxes Payable	3/11/2022	0003			5.12	PRS
110	2110	Payroll Taxes Payable	3/25/2022	0003			9.26	PRS
110	2110	Payroll Taxes Payable	3/31/2022	0003			23.05	PRS
110	2110	Payroll Taxes Payable	3/25/2022	0004			156.56	PRS
110	2110	Payroll Taxes Payable	3/11/2022	0004			10.90	PRS
110	2110	Payroll Taxes Payable	3/31/2022	0004			39.13	PRS
110	2110	Payroll Taxes Payable	3/31/2022	0005			860.98	PRS
110	2110	Payroll Taxes Payable	3/25/2022	0005			145.81	PRS
110	2110	Payroll Taxes Payable	3/11/2022	0005			43.60	PRS
110	2110	Payroll Taxes Payable	3/25/2022	0006			310.40	PRS
110	2110	Payroll Taxes Payable	3/11/2022	0006			14.67	PRS
110	2110	Payroll Taxes Payable	3/31/2022	0006			110.51	PRS
110	2110	Payroll Taxes Payable	3/11/2022	0007			54.06	PRS
110	2110	Payroll Taxes Payable	3/25/2022	0007			56.54	PRS
110	2110	Payroll Taxes Payable	3/31/2022	0007			51.02	PRS
110	2110	Payroll Taxes Payable	3/31/2022	0008			216.64	PRS
110	2110	Payroll Taxes Payable	3/11/2022	0008			83.41	PRS
110	2110	Payroll Taxes Payable	3/25/2022	0008			289.62	PRS
110	2110	Payroll Taxes Payable	3/11/2022	0009			27.53	PRS
110	2110	Payroll Taxes Payable	3/25/2022	0009			100.02	PRS
110	2110	Payroll Taxes Payable	3/31/2022	0009			276.73	PRS
110	2110	Payroll Taxes Payable	3/11/2022	0010			16.20	PRS
110	2110	Payroll Taxes Payable	3/25/2022	0010			61.38	PRS
110	2110	Payroll Taxes Payable	3/31/2022	0010			93.09	PRS
110	2110	Payroll Taxes Payable	3/11/2022	0011			9.19	PRS
110	2110	Payroll Taxes Payable	3/25/2022	0011			50.88	PRS
110	2110	Payroll Taxes Payable	3/31/2022	0011			53.57	PRS
110	2110	Payroll Taxes Payable	3/31/2022	0012			46.00	PRS
110	2110	Payroll Taxes Payable	3/25/2022	0012			229.73	PRS
110	2110	Payroll Taxes Payable	3/11/2022	0012			2.54	PRS
110	2110	Payroll Taxes Payable	3/11/2022	0013			61.30	PRS
110	2110	Payroll Taxes Payable	3/25/2022	0013			209.88	PRS
110	2110	Payroll Taxes Payable	3/31/2022	0013			213.65	PRS

110	2110	Payroll Taxes Payable	3/31/2022	0014	188.62	PRS
110	2110	Payroll Taxes Payable	3/11/2022	0014	15.95	PRS
110	2110	Payroll Taxes Payable	3/25/2022	0014	83.28	PRS
110	2110	Payroll Taxes Payable	3/31/2022	0015	138.38	PRS
110	2110	Payroll Taxes Payable	3/25/2022	0015	80.60	PRS
110	2110	Payroll Taxes Payable	3/11/2022	0015	1.17	PRS
110	2110	Payroll Taxes Payable	3/25/2022	0016	6.10	PRS
110	2110	Payroll Taxes Payable	3/11/2022	0016	22.51	PRS
110	2110	Payroll Taxes Payable	3/31/2022	0016	2.70	PRS
110	2110	Payroll Taxes Payable	3/11/2022	0017	0.92	PRS
110	2110	Payroll Taxes Payable	3/31/2022	0017	73.32	PRS
110	2110	Payroll Taxes Payable	3/25/2022	0017	50.04	PRS
110	2110	Payroll Taxes Payable	3/25/2022	0018	4.00	PRS
110	2110	Payroll Taxes Payable	3/31/2022	0018	17.34	PRS
110	2110	Payroll Taxes Payable	3/11/2022	0018	12.24	PRS
110	2110	Payroll Taxes Payable	3/11/2022	0019	2.06	PRS
110	2110	Payroll Taxes Payable	3/25/2022	0019	275.82	PRS
110	2110	Payroll Taxes Payable	3/31/2022	0019	33.95	PRS
110	2110	Payroll Taxes Payable	3/31/2022	0020	22.49	PRS
110	2110	Payroll Taxes Payable	3/11/2022	0020	90.63	PRS
110	2110	Payroll Taxes Payable	3/25/2022	0020	99.72	PRS
110	2110	Payroll Taxes Payable	3/31/2022	0021	289.27	PRS
110	2110	Payroll Taxes Payable	3/11/2022	0021	30.63	PRS
110	2110	Payroll Taxes Payable	3/25/2022	0021	34.76	PRS
110	2110	Payroll Taxes Payable	3/31/2022	0022	85.95	PRS
110	2110	Payroll Taxes Payable	3/25/2022	0022	22.06	PRS
110	2110	Payroll Taxes Payable	3/11/2022	0022	4.13	PRS
110	2110	Payroll Taxes Payable	3/25/2022	0023	43.70	PRS
110	2110	Payroll Taxes Payable	3/11/2022	0023	9.22	PRS
110	2110	Payroll Taxes Payable	3/31/2022	0023	25.93	PRS
110	2110	Payroll Taxes Payable	3/25/2022	0024	45.08	PRS
110	2110	Payroll Taxes Payable	3/31/2022	0024	30.80	PRS
110	2110	Payroll Taxes Payable	3/11/2022	0024	7.27	PRS
110	2110	Payroll Taxes Payable	3/25/2022	0025	43.16	PRS
110	2110	Payroll Taxes Payable	3/11/2022	0025	0.55	PRS
110	2110	Payroll Taxes Payable	3/31/2022	0025	8.72	PRS
110	2110	Payroll Taxes Payable	3/11/2022	0026	14.38	PRS
110	2110	Payroll Taxes Payable	3/31/2022	0026	54.24	PRS
110	2110	Payroll Taxes Payable	3/25/2022	0026	31.58	PRS
110	2110	Payroll Taxes Payable	3/11/2022	0027	6.32	PRS
110	2110	Payroll Taxes Payable	3/31/2022	0027	16.31	PRS
110	2110	Payroll Taxes Payable	3/25/2022	0027	51.90	PRS
110	2110	Payroll Taxes Payable	3/31/2022	0028	55.17	PRS
110	2110	Payroll Taxes Payable	3/11/2022	0028	16.16	PRS
110	2110	Payroll Taxes Payable	3/25/2022	0028	72.96	PRS
110	2110	Payroll Taxes Payable	3/25/2022	0029	62.92	PRS
110	2110	Payroll Taxes Payable	3/11/2022	0029	10.44	PRS
110	2110	Payroll Taxes Payable	3/31/2022	0029	19.40	PRS
110	2110	Payroll Taxes Payable	3/11/2022	0030	18.38	PRS
110	2110	Payroll Taxes Payable	3/25/2022	0030	10.44	PRS

110	2110	Payroll Taxes Payable	3/31/2022	0030	49.68	PRS
110	2110	Payroll Taxes Payable	3/25/2022	0031	749.73	PRS
110	2110	Payroll Taxes Payable	3/11/2022	0031	14.38	PRS
110	2110	Payroll Taxes Payable	3/31/2022	0031	45.11	PRS
110	2110	Payroll Taxes Payable	3/11/2022	0032	15.98	PRS
110	2110	Payroll Taxes Payable	3/31/2022	0032	34.76	PRS
110	2110	Payroll Taxes Payable	3/25/2022	0032	76.58	PRS
110	2110	Payroll Taxes Payable	3/31/2022	0033	697.25	PRS
110	2110	Payroll Taxes Payable	3/25/2022	0033	411.57	PRS
110	2110	Payroll Taxes Payable	3/11/2022	0033	1.98	PRS
110	2110	Payroll Taxes Payable	3/11/2022	0034	209.92	PRS
110	2110	Payroll Taxes Payable	3/31/2022	0034	5.23	PRS
110	2110	Payroll Taxes Payable	3/25/2022	0034	67.96	PRS
110	2110	Payroll Taxes Payable	3/31/2022	0035	37.13	PRS
110	2110	Payroll Taxes Payable	3/11/2022	0035	0.94	PRS
110	2110	Payroll Taxes Payable	3/25/2022	0035	71.40	PRS
110	2110	Payroll Taxes Payable	3/31/2022	0036	412.43	PRS
110	2110	Payroll Taxes Payable	3/11/2022	0036	14.33	PRS
110	2110	Payroll Taxes Payable	3/25/2022	0036	67.98	PRS
110	2110	Payroll Taxes Payable	3/11/2022	0037	126.83	PRS
110	2110	Payroll Taxes Payable	3/25/2022	0037	261.04	PRS
110	2110	Payroll Taxes Payable	3/31/2022	0037	65.58	PRS
110	2110	Payroll Taxes Payable	3/25/2022	0038	125.76	PRS
110	2110	Payroll Taxes Payable	3/31/2022	0038	55.89	PRS
110	2110	Payroll Taxes Payable	3/11/2022	0038	12.05	PRS
110	2110	Payroll Taxes Payable	3/11/2022	0039	8.29	PRS
110	2110	Payroll Taxes Payable	3/31/2022	0039	68.22	PRS
110	2110	Payroll Taxes Payable	3/25/2022	0039	86.34	PRS
110	2110	Payroll Taxes Payable	3/25/2022	0040	57.38	PRS
110	2110	Payroll Taxes Payable	3/31/2022	0040	310.71	PRS
110	2110	Payroll Taxes Payable	3/11/2022	0040	17.94	PRS
110	2110	Payroll Taxes Payable	3/31/2022	0041	107.67	PRS
110	2110	Payroll Taxes Payable	3/11/2022	0041	12.71	PRS
110	2110	Payroll Taxes Payable	3/25/2022	0041	20.66	PRS
110	2110	Payroll Taxes Payable	3/11/2022	0042	73.14	PRS
110	2110	Payroll Taxes Payable	3/31/2022	0042	76.80	PRS
110	2110	Payroll Taxes Payable	3/25/2022	0042	19.66	PRS
110	2110	Payroll Taxes Payable	3/25/2022	0043	405.31	PRS
110	2110	Payroll Taxes Payable	3/11/2022	0043	31.44	PRS
110	2110	Payroll Taxes Payable	3/31/2022	0043	62.61	PRS
110	2110	Payroll Taxes Payable	3/31/2022	0044	52.81	PRS
110	2110	Payroll Taxes Payable	3/25/2022	0044	66.62	PRS
110	2110	Payroll Taxes Payable	3/11/2022	0044	30.58	PRS
110	2110	Payroll Taxes Payable	3/11/2022	0045	18.82	PRS
110	2110	Payroll Taxes Payable	3/25/2022	0045	24.86	PRS
110	2110	Payroll Taxes Payable	3/31/2022	0045	10.19	PRS
110	2110	Payroll Taxes Payable	3/31/2022	0046	376.94	PRS
110	2110	Payroll Taxes Payable	3/11/2022	0046	12.02	PRS
110	2110	Payroll Taxes Payable	3/25/2022	0046	97.32	PRS
110	2110	Payroll Taxes Payable	3/11/2022	0047	113.49	PRS

110	2110	Payroll Taxes Payable	3/31/2022	0047	14.47	PRS
110	2110	Payroll Taxes Payable	3/25/2022	0047	89.59	PRS
110	2110	Payroll Taxes Payable	3/25/2022	0048	97.46	PRS
110	2110	Payroll Taxes Payable	3/11/2022	0048	18.20	PRS
110	2110	Payroll Taxes Payable	3/31/2022	0048	43.28	PRS
110	2110	Payroll Taxes Payable	3/25/2022	0049	172.96	PRS
110	2110	Payroll Taxes Payable	3/11/2022	0049	14.67	PRS
110	2110	Payroll Taxes Payable	3/31/2022	0049	29.80	PRS
110	2110	Payroll Taxes Payable	3/31/2022	0050	53.40	PRS
110	2110	Payroll Taxes Payable	3/25/2022	0050	35.70	PRS
110	2110	Payroll Taxes Payable	3/11/2022	0050	12.96	PRS
110	2110	Payroll Taxes Payable	3/31/2022	0051	58.76	PRS
110	2110	Payroll Taxes Payable	3/11/2022	0051	16.73	PRS
110	2110	Payroll Taxes Payable	3/25/2022	0051	438.56	PRS
110	2110	Payroll Taxes Payable	3/25/2022	0052	31.80	PRS
110	2110	Payroll Taxes Payable	3/11/2022	0052	24.29	PRS
110	2110	Payroll Taxes Payable	3/31/2022	0052	19.70	PRS
110	2110	Payroll Taxes Payable	3/11/2022	0053	4.62	PRS
110	2110	Payroll Taxes Payable	3/31/2022	0053	407.86	PRS
110	2110	Payroll Taxes Payable	3/25/2022	0053	328.56	PRS
110	2110	Payroll Taxes Payable	3/31/2022	0054	29.91	PRS
110	2110	Payroll Taxes Payable	3/11/2022	0054	65.64	PRS
110	2110	Payroll Taxes Payable	3/25/2022	0054	215.68	PRS
110	2110	Payroll Taxes Payable	3/11/2022	0055	9.03	PRS
110	2110	Payroll Taxes Payable	3/31/2022	0055	311.06	PRS
110	2110	Payroll Taxes Payable	3/25/2022	0055	26.48	PRS
110	2110	Payroll Taxes Payable	3/25/2022	0056	237.18	PRS
110	2110	Payroll Taxes Payable	3/31/2022	0056	206.80	PRS
110	2110	Payroll Taxes Payable	3/11/2022	0056	92.14	PRS
110	2110	Payroll Taxes Payable	3/25/2022	0057	20.32	PRS
110	2110	Payroll Taxes Payable	3/11/2022	0057	49.04	PRS
110	2110	Payroll Taxes Payable	3/31/2022	0057	23.29	PRS
110	2110	Payroll Taxes Payable	3/31/2022	0058	222.07	PRS
110	2110	Payroll Taxes Payable	3/25/2022	0058	434.03	PRS
110	2110	Payroll Taxes Payable	3/11/2022	0058	7.33	PRS
110	2110	Payroll Taxes Payable	3/31/2022	0059	19.49	PRS
110	2110	Payroll Taxes Payable	3/11/2022	0059	66.59	PRS
110	2110	Payroll Taxes Payable	3/25/2022	0059	35.26	PRS
110	2110	Payroll Taxes Payable	3/11/2022	0060	1.90	PRS
110	2110	Payroll Taxes Payable	3/25/2022	0060	40.86	PRS
110	2110	Payroll Taxes Payable	3/31/2022	0060	11.42	PRS
110	2110	Payroll Taxes Payable	3/25/2022	0061	56.78	PRS
110	2110	Payroll Taxes Payable	3/31/2022	0061	37.81	PRS
110	2110	Payroll Taxes Payable	3/11/2022	0061	5.78	PRS
110	2110	Payroll Taxes Payable	3/11/2022	0062	11.06	PRS
110	2110	Payroll Taxes Payable	3/25/2022	0062	371.74	PRS
110	2110	Payroll Taxes Payable	3/31/2022	0062	401.83	PRS
110	2110	Payroll Taxes Payable	3/31/2022	0063	208.63	PRS
110	2110	Payroll Taxes Payable	3/25/2022	0063	247.94	PRS
110	2110	Payroll Taxes Payable	3/11/2022	0063	96.08	PRS

110	2110	Payroll Taxes Payable	3/25/2022	0064	326.04	PRS
110	2110	Payroll Taxes Payable	3/31/2022	0064	233.55	PRS
110	2110	Payroll Taxes Payable	3/11/2022	0064	67.72	PRS
110	2110	Payroll Taxes Payable	3/11/2022	0065	69.68	PRS
110	2110	Payroll Taxes Payable	3/31/2022	0065	757.22	PRS
110	2110	Payroll Taxes Payable	3/25/2022	0065	814.20	PRS
110	2110	Payroll Taxes Payable	3/31/2022	0066	380.64	PRS
110	2110	Payroll Taxes Payable	3/25/2022	0066	398.58	PRS
110	2110	Payroll Taxes Payable	3/11/2022	0066	227.98	PRS
110	2110	Payroll Taxes Payable	3/25/2022	0067	51.62	PRS
110	2110	Payroll Taxes Payable	3/31/2022	0067	16.94	PRS
110	2110	Payroll Taxes Payable	3/11/2022	0067	114.44	PRS
110	2110	Payroll Taxes Payable	3/25/2022	0068	38.48	PRS
110	2110	Payroll Taxes Payable	3/31/2022	0068	29.00	PRS
110	2110	Payroll Taxes Payable	3/11/2022	0068	1.70	PRS
110	2110	Payroll Taxes Payable	3/11/2022	0069	17.12	PRS
110	2110	Payroll Taxes Payable	3/25/2022	0069	15.28	PRS
110	2110	Payroll Taxes Payable	3/31/2022	0069	19.21	PRS
110	2110	Payroll Taxes Payable	3/25/2022	0070	62.14	PRS
110	2110	Payroll Taxes Payable	3/31/2022	0070	51.06	PRS
110	2110	Payroll Taxes Payable	3/11/2022	0070	3.88	PRS
110	2110	Payroll Taxes Payable	3/11/2022	0071	5.23	PRS
110	2110	Payroll Taxes Payable	3/25/2022	0071	1,280.51	PRS
110	2110	Payroll Taxes Payable	3/31/2022	0071	1,190.89	PRS
110	2110	Payroll Taxes Payable	3/25/2022	0072	478.80	PRS
110	2110	Payroll Taxes Payable	3/31/2022	0072	442.11	PRS
110	2110	Payroll Taxes Payable	3/11/2022	0072	358.55	PRS
110	2110	Payroll Taxes Payable	3/11/2022	0073	134.57	PRS
110	2110	Payroll Taxes Payable	3/25/2022	0073	6.66	PRS
110	2110	Payroll Taxes Payable	3/31/2022	0073	15.46	PRS
110	2110	Payroll Taxes Payable	3/11/2022	0074	3.08	PRS
110	2110	Payroll Taxes Payable	3/25/2022	0074	20.72	PRS
110	2110	Payroll Taxes Payable	3/31/2022	0074	397.88	PRS
110	2110	Payroll Taxes Payable	3/11/2022	0075	2.69	PRS
110	2110	Payroll Taxes Payable	3/25/2022	0075	408.46	PRS
110	2110	Payroll Taxes Payable	3/31/2022	0075	29.85	PRS
110	2110	Payroll Taxes Payable	3/31/2022	0076	39.13	PRS
110	2110	Payroll Taxes Payable	3/11/2022	0076	119.69	PRS
110	2110	Payroll Taxes Payable	3/25/2022	0076	57.82	PRS
110	2110	Payroll Taxes Payable	3/25/2022	0077	127.32	PRS
110	2110	Payroll Taxes Payable	3/31/2022	0077	56.21	PRS
110	2110	Payroll Taxes Payable	3/11/2022	0077	6.37	PRS
110	2110	Payroll Taxes Payable	3/11/2022	0078	10.78	PRS
110	2110	Payroll Taxes Payable	3/31/2022	0078	49.09	PRS
110	2110	Payroll Taxes Payable	3/25/2022	0078	50.84	PRS
110	2110	Payroll Taxes Payable	3/11/2022	0079	11.17	PRS
110	2110	Payroll Taxes Payable	3/31/2022	0079	535.23	PRS
110	2110	Payroll Taxes Payable	3/25/2022	0079	91.80	PRS
110	2110	Payroll Taxes Payable	3/25/2022	0080	189.13	PRS
110	2110	Payroll Taxes Payable	3/11/2022	0080	11.47	PRS

110	2110	Payroll Taxes Payable	3/31/2022	0080	60.84	PRS
110	2110	Payroll Taxes Payable	3/11/2022	0081	142.37	PRS
110	2110	Payroll Taxes Payable	3/25/2022	0081	543.76	PRS
110	2110	Payroll Taxes Payable	3/31/2022	0081	138.77	PRS
110	2110	Payroll Taxes Payable	3/31/2022	0082	107.61	PRS
110	2110	Payroll Taxes Payable	3/11/2022	0082	21.76	PRS
110	2110	Payroll Taxes Payable	3/25/2022	0082	49.74	PRS
110	2110	Payroll Taxes Payable	3/25/2022	0083	133.52	PRS
110	2110	Payroll Taxes Payable	3/11/2022	0083	4.28	PRS
110	2110	Payroll Taxes Payable	3/31/2022	0083	775.79	PRS
110	2110	Payroll Taxes Payable	3/25/2022	0084	124.14	PRS
110	2110	Payroll Taxes Payable	3/11/2022	0084	24.53	PRS
110	2110	Payroll Taxes Payable	3/31/2022	0084	163.68	PRS
110	2110	Payroll Taxes Payable	3/11/2022	0085	35.67	PRS
110	2110	Payroll Taxes Payable	3/31/2022	0085	174.93	PRS
110	2110	Payroll Taxes Payable	3/25/2022	0085	834.16	PRS
110	2110	Payroll Taxes Payable	3/11/2022	0086	233.57	PRS
110	2110	Payroll Taxes Payable	3/25/2022	0086	167.74	PRS
110	2110	Payroll Taxes Payable	3/31/2022	0086	47.88	PRS
110	2110	Payroll Taxes Payable	3/31/2022	0087	27.36	PRS
110	2110	Payroll Taxes Payable	3/25/2022	0087	183.78	PRS
110	2110	Payroll Taxes Payable	3/11/2022	0087	42.12	PRS
110	2110	Payroll Taxes Payable	3/31/2022	0088	23.68	PRS
110	2110	Payroll Taxes Payable	3/25/2022	0088	7.40	PRS
110	2110	Payroll Taxes Payable	3/11/2022	0088	52.98	PRS
110	2110	Payroll Taxes Payable	3/11/2022	0089	25.39	PRS
110	2110	Payroll Taxes Payable	3/31/2022	0089	15.98	PRS
110	2110	Payroll Taxes Payable	3/25/2022	0089	62.12	PRS
110	2110	Payroll Taxes Payable	3/25/2022	0090	59.34	PRS
110	2110	Payroll Taxes Payable	3/31/2022	0090	330.44	PRS
110	2110	Payroll Taxes Payable	3/11/2022	0090	9.21	PRS
110	2110	Payroll Taxes Payable	3/11/2022	0091	3.54	PRS
110	2110	Payroll Taxes Payable	3/31/2022	0091	103.55	PRS
110	2110	Payroll Taxes Payable	3/25/2022	0091	12.76	PRS
110	2110	Payroll Taxes Payable	3/31/2022	0092	21.41	PRS
110	2110	Payroll Taxes Payable	3/11/2022	0092	4.28	PRS
110	2110	Payroll Taxes Payable	3/25/2022	0092	355.31	PRS
110	2110	Payroll Taxes Payable	3/31/2022	0093	286.62	PRS
110	2110	Payroll Taxes Payable	3/25/2022	0093	132.66	PRS
110	2110	Payroll Taxes Payable	3/11/2022	0093	99.49	PRS
110	2110	Payroll Taxes Payable	3/31/2022	0094	528.99	PRS
110	2110	Payroll Taxes Payable	3/25/2022	0094	19.96	PRS
110	2110	Payroll Taxes Payable	3/11/2022	0094	32.52	PRS
110	2110	Payroll Taxes Payable	3/31/2022	0095	588.45	PRS
110	2110	Payroll Taxes Payable	3/25/2022	0095	355.43	PRS
110	2110	Payroll Taxes Payable	3/11/2022	0095	3.39	PRS
110	2110	Payroll Taxes Payable	3/31/2022	0096	992.37	PRS
110	2110	Payroll Taxes Payable	3/25/2022	0096	568.81	PRS
110	2110	Payroll Taxes Payable	3/11/2022	0096	87.20	PRS
110	2110	Payroll Taxes Payable	3/11/2022	0097	159.26	PRS

110	2110	Payroll Taxes Payable	3/25/2022	0097	567.20	PRS
110	2110	Payroll Taxes Payable	3/31/2022	0097	39.71	PRS
110	2110	Payroll Taxes Payable	3/25/2022	0098	1,067.06	PRS
110	2110	Payroll Taxes Payable	3/11/2022	0098	168.16	PRS
110	2110	Payroll Taxes Payable	3/31/2022	0098	693.13	PRS
110	2110	Payroll Taxes Payable	3/31/2022	0099	468.23	PRS
110	2110	Payroll Taxes Payable	3/11/2022	0099	3.86	PRS
110	2110	Payroll Taxes Payable	3/25/2022	0099	43.46	PRS
110	2110	Payroll Taxes Payable	3/11/2022	0100	298.78	PRS
110	2110	Payroll Taxes Payable	3/25/2022	0100	528.61	PRS
110	2110	Payroll Taxes Payable	3/31/2022	0100	36.88	PRS
110	2110	Payroll Taxes Payable	3/25/2022	0101	503.47	PRS
110	2110	Payroll Taxes Payable	3/11/2022	0101	12.20	PRS
110	2110	Payroll Taxes Payable	3/31/2022	0101	407.91	PRS
110	2110	Payroll Taxes Payable	3/25/2022	0102	4.36	PRS
110	2110	Payroll Taxes Payable	3/11/2022	0102	192.18	PRS
110	2110	Payroll Taxes Payable	3/31/2022	0102	185.97	PRS
110	2110	Payroll Taxes Payable	3/11/2022	0103	140.97	PRS
110	2110	Payroll Taxes Payable	3/31/2022	0103	10.79	PRS
110	2110	Payroll Taxes Payable	3/25/2022	0103	40.44	PRS
110	2110	Payroll Taxes Payable	3/31/2022	0104	53.08	PRS
110	2110	Payroll Taxes Payable	3/11/2022	0104	11.40	PRS
110	2110	Payroll Taxes Payable	3/25/2022	0104	446.60	PRS
110	2110	Payroll Taxes Payable	3/31/2022	0105	4.71	PRS
110	2110	Payroll Taxes Payable	3/11/2022	0105	3.27	PRS
110	2110	Payroll Taxes Payable	3/25/2022	0105	191.39	PRS
110	2110	Payroll Taxes Payable	3/25/2022	0106	17.40	PRS
110	2110	Payroll Taxes Payable	3/31/2022	0106	738.21	PRS
110	2110	Payroll Taxes Payable	3/11/2022	0106	123.40	PRS
110	2110	Payroll Taxes Payable	3/25/2022	0107	793.77	PRS
110	2110	Payroll Taxes Payable	3/31/2022	0107	142.55	PRS
110	2110	Payroll Taxes Payable	3/11/2022	0107	53.08	PRS
110	2110	Payroll Taxes Payable	3/11/2022	0108	12.08	PRS
110	2110	Payroll Taxes Payable	3/31/2022	0108	348.13	PRS
110	2110	Payroll Taxes Payable	3/25/2022	0108	4.64	PRS
110	2110	Payroll Taxes Payable	3/11/2022	0109	2.42	PRS
110	2110	Payroll Taxes Payable	3/31/2022	0109	313.03	PRS
110	2110	Payroll Taxes Payable	3/25/2022	0109	239.87	PRS
110	2110	Payroll Taxes Payable	3/25/2022	0110	406.69	PRS
110	2110	Payroll Taxes Payable	3/11/2022	0110	222.26	PRS
110	2110	Payroll Taxes Payable	3/31/2022	0110	38.61	PRS
110	2110	Payroll Taxes Payable	3/25/2022	0111	334.33	PRS
110	2110	Payroll Taxes Payable	3/31/2022	0111	52.99	PRS
110	2110	Payroll Taxes Payable	3/11/2022	0111	45.83	PRS
110	2110	Payroll Taxes Payable	3/11/2022	0112	103.20	PRS
110	2110	Payroll Taxes Payable	3/25/2022	0112	66.98	PRS
110	2110	Payroll Taxes Payable	3/31/2022	0112	210.20	PRS
110	2110	Payroll Taxes Payable	3/31/2022	0113	222.07	PRS
110	2110	Payroll Taxes Payable	3/11/2022	0113	93.79	PRS
110	2110	Payroll Taxes Payable	3/25/2022	0113	73.32	PRS

110	2110	Payroll Taxes Payable	3/11/2022	0114	8.33	PRS
110	2110	Payroll Taxes Payable	3/31/2022	0114	108.34	PRS
110	2110	Payroll Taxes Payable	3/25/2022	0114	245.34	PRS
110	2110	Payroll Taxes Payable	3/25/2022	0115	213.64	PRS
110	2110	Payroll Taxes Payable	3/11/2022	0115	16.39	PRS
110	2110	Payroll Taxes Payable	3/31/2022	0115	103.68	PRS
110	2110	Payroll Taxes Payable	3/25/2022	0116	126.67	PRS
110	2110	Payroll Taxes Payable	3/31/2022	0116	60.36	PRS
110	2110	Payroll Taxes Payable	3/11/2022	0116	62.80	PRS
110	2110	Payroll Taxes Payable	3/31/2022	0117	420.09	PRS
110	2110	Payroll Taxes Payable	3/11/2022	0117	66.76	PRS
110	2110	Payroll Taxes Payable	3/25/2022	0117	113.45	PRS
110	2110	Payroll Taxes Payable	3/31/2022	0118	277.74	PRS
110	2110	Payroll Taxes Payable	3/11/2022	0118	32.84	PRS
110	2110	Payroll Taxes Payable	3/25/2022	0118	60.78	PRS
110	2110	Payroll Taxes Payable	3/25/2022	0119	451.64	PRS
110	2110	Payroll Taxes Payable	3/11/2022	0119	28.80	PRS
110	2110	Payroll Taxes Payable	3/31/2022	0119	108.75	PRS
110	2110	Payroll Taxes Payable	3/25/2022	0120	310.78	PRS
110	2110	Payroll Taxes Payable	3/31/2022	0120	401.60	PRS
110	2110	Payroll Taxes Payable	3/11/2022	0120	16.48	PRS
110	2110	Payroll Taxes Payable	3/11/2022	0121	123.46	PRS
110	2110	Payroll Taxes Payable	3/31/2022	0121	328.78	PRS
110	2110	Payroll Taxes Payable	3/25/2022	0121	125.46	PRS
110	2110	Payroll Taxes Payable	3/11/2022	0122	86.12	PRS
110	2110	Payroll Taxes Payable	3/25/2022	0122	415.99	PRS
110	2110	Payroll Taxes Payable	3/31/2022	0122	691.79	PRS
110	2110	Payroll Taxes Payable	3/31/2022	0123	602.05	PRS
110	2110	Payroll Taxes Payable	3/11/2022	0123	5.33	PRS
110	2110	Payroll Taxes Payable	3/25/2022	0123	332.57	PRS
110	2110	Payroll Taxes Payable	3/31/2022	0124	359.59	PRS
110	2110	Payroll Taxes Payable	3/11/2022	0124	34.89	PRS
110	2110	Payroll Taxes Payable	3/25/2022	0124	743.86	PRS
110	2110	Payroll Taxes Payable	3/25/2022	0125	647.37	PRS
110	2110	Payroll Taxes Payable	3/31/2022	0125	79.10	PRS
110	2110	Payroll Taxes Payable	3/11/2022	0125	112.90	PRS
110	2110	Payroll Taxes Payable	3/11/2022	0126	89.39	PRS
110	2110	Payroll Taxes Payable	3/25/2022	0126	392.97	PRS
110	2110	Payroll Taxes Payable	3/31/2022	0126	24.79	PRS
110	2110	Payroll Taxes Payable	3/31/2022	0127	148.01	PRS
110	2110	Payroll Taxes Payable	3/25/2022	0127	85.80	PRS
110	2110	Payroll Taxes Payable	3/11/2022	0127	208.28	PRS
110	2110	Payroll Taxes Payable	3/11/2022	0128	181.26	PRS
110	2110	Payroll Taxes Payable	3/31/2022	0128	22.95	PRS
110	2110	Payroll Taxes Payable	3/25/2022	0128	118.86	PRS
110	2110	Payroll Taxes Payable	3/31/2022	0129	76.66	PRS
110	2110	Payroll Taxes Payable	3/11/2022	0129	120.00	PRS
110	2110	Payroll Taxes Payable	3/25/2022	0129	30.64	PRS
110	2110	Payroll Taxes Payable	3/31/2022	0130	122.97	PRS
110	2110	Payroll Taxes Payable	3/25/2022	0130	145.74	PRS

110	2110	Payroll Taxes Payable	3/11/2022	0130	24.22	PRS
110	2110	Payroll Taxes Payable	3/25/2022	0131	8.02	PRS
110	2110	Payroll Taxes Payable	3/31/2022	0131	26.36	PRS
110	2110	Payroll Taxes Payable	3/11/2022	0131	6.41	PRS
110	2110	Payroll Taxes Payable	3/25/2022	0132	88.80	PRS
110	2110	Payroll Taxes Payable	3/31/2022	0132	259.14	PRS
110	2110	Payroll Taxes Payable	3/11/2022	0132	18.59	PRS
110	2110	Payroll Taxes Payable	3/31/2022	0133	9.17	PRS
110	2110	Payroll Taxes Payable	3/25/2022	0133	128.32	PRS
110	2110	Payroll Taxes Payable	3/11/2022	0133	44.08	PRS
110	2110	Payroll Taxes Payable	3/11/2022	0134	7.34	PRS
110	2110	Payroll Taxes Payable	3/25/2022	0134	73.74	PRS
110	2110	Payroll Taxes Payable	3/31/2022	0134	305.77	PRS
110	2110	Payroll Taxes Payable	3/11/2022	0135	30.92	PRS
110	2110	Payroll Taxes Payable	3/25/2022	0135	253.69	PRS
110	2110	Payroll Taxes Payable	3/31/2022	0135	268.53	PRS
110	2110	Payroll Taxes Payable	3/25/2022	0136	51.68	PRS
110	2110	Payroll Taxes Payable	3/11/2022	0136	43.57	PRS
110	2110	Payroll Taxes Payable	3/31/2022	0136	267.00	PRS
110	2110	Payroll Taxes Payable	3/11/2022	0137	12.85	PRS
110	2110	Payroll Taxes Payable	3/25/2022	0137	391.80	PRS
110	2110	Payroll Taxes Payable	3/31/2022	0137	353.29	PRS
110	2110	Payroll Taxes Payable	3/31/2022	0138	849.69	PRS
110	2110	Payroll Taxes Payable	3/11/2022	0138	74.60	PRS
110	2110	Payroll Taxes Payable	3/25/2022	0138	336.08	PRS
110	2110	Payroll Taxes Payable	3/31/2022	0139	30.26	PRS
110	2110	Payroll Taxes Payable	3/11/2022	0139	1.04	PRS
110	2110	Payroll Taxes Payable	3/25/2022	0139	275.66	PRS
110	2110	Payroll Taxes Payable	3/31/2022	0140	843.90	PRS
110	2110	Payroll Taxes Payable	3/25/2022	0140	280.67	PRS
110	2110	Payroll Taxes Payable	3/11/2022	0140	92.32	PRS
110	2110	Payroll Taxes Payable	3/31/2022	0141	93.22	PRS
110	2110	Payroll Taxes Payable	3/25/2022	0141	404.21	PRS
110	2110	Payroll Taxes Payable	3/11/2022	0141	74.80	PRS
110	2110	Payroll Taxes Payable	3/25/2022	0142	115.45	PRS
110	2110	Payroll Taxes Payable	3/11/2022	0142	79.60	PRS
110	2110	Payroll Taxes Payable	3/31/2022	0142	154.11	PRS
110	2110	Payroll Taxes Payable	3/25/2022	0143	913.64	PRS
110	2110	Payroll Taxes Payable	3/31/2022	0143	22.19	PRS
110	2110	Payroll Taxes Payable	3/11/2022	0143	104.82	PRS
110	2110	Payroll Taxes Payable	3/25/2022	0144	22.80	PRS
110	2110	Payroll Taxes Payable	3/31/2022	0144	21.07	PRS
110	2110	Payroll Taxes Payable	3/11/2022	0144	4.83	PRS
110	2110	Payroll Taxes Payable	3/31/2022	0145	28.77	PRS
110	2110	Payroll Taxes Payable	3/25/2022	0145	755.03	PRS
110	2110	Payroll Taxes Payable	3/11/2022	0145	255.82	PRS
110	2110	Payroll Taxes Payable	3/11/2022	0146	5.94	PRS
110	2110	Payroll Taxes Payable	3/31/2022	0146	38.59	PRS
110	2110	Payroll Taxes Payable	3/25/2022	0146	530.50	PRS
110	2110	Payroll Taxes Payable	3/25/2022	0147	57.16	PRS

110	2110	Payroll Taxes Payable	3/11/2022	0147	192.00	PRS
110	2110	Payroll Taxes Payable	3/31/2022	0147	371.81	PRS
110	2110	Payroll Taxes Payable	3/11/2022	0148	153.53	PRS
110	2110	Payroll Taxes Payable	3/25/2022	0148	159.54	PRS
110	2110	Payroll Taxes Payable	3/31/2022	0148	59.09	PRS
110	2110	Payroll Taxes Payable	3/11/2022	0149	9.44	PRS
110	2110	Payroll Taxes Payable	3/25/2022	0149	27.72	PRS
110	2110	Payroll Taxes Payable	3/31/2022	0149	52.45	PRS
110	2110	Payroll Taxes Payable	3/31/2022	0150	33.07	PRS
110	2110	Payroll Taxes Payable	3/25/2022	0150	45.06	PRS
110	2110	Payroll Taxes Payable	3/11/2022	0150	44.44	PRS
110	2110	Payroll Taxes Payable	3/25/2022	0151	22.86	PRS
110	2110	Payroll Taxes Payable	3/11/2022	0151	4.94	PRS
110	2110	Payroll Taxes Payable	3/31/2022	0151	446.35	PRS
110	2110	Payroll Taxes Payable	3/25/2022	0152	26.04	PRS
110	2110	Payroll Taxes Payable	3/11/2022	0152	12.12	PRS
110	2110	Payroll Taxes Payable	3/31/2022	0152	406.87	PRS
110	2110	Payroll Taxes Payable	3/31/2022	0153	18.51	PRS
110	2110	Payroll Taxes Payable	3/11/2022	0153	11.68	PRS
110	2110	Payroll Taxes Payable	3/25/2022	0153	341.40	PRS
110	2110	Payroll Taxes Payable	3/11/2022	0154	9.82	PRS
110	2110	Payroll Taxes Payable	3/31/2022	0154	11.03	PRS
110	2110	Payroll Taxes Payable	3/25/2022	0154	91.80	PRS
110	2110	Payroll Taxes Payable	3/31/2022	0155	65.96	PRS
110	2110	Payroll Taxes Payable	3/11/2022	0155	112.17	PRS
110	2110	Payroll Taxes Payable	3/25/2022	0155	265.66	PRS
110	2110	Payroll Taxes Payable	3/31/2022	0156	487.84	PRS
110	2110	Payroll Taxes Payable	3/25/2022	0156	69.94	PRS
110	2110	Payroll Taxes Payable	3/11/2022	0156	16.08	PRS
110	2110	Payroll Taxes Payable	3/11/2022	0157	16.35	PRS
110	2110	Payroll Taxes Payable	3/25/2022	0157	65.08	PRS
110	2110	Payroll Taxes Payable	3/31/2022	0157	227.39	PRS
110	2110	Payroll Taxes Payable	3/25/2022	0158	41.26	PRS
110	2110	Payroll Taxes Payable	3/11/2022	0158	11.44	PRS
110	2110	Payroll Taxes Payable	3/31/2022	0158	281.55	PRS
110	2110	Payroll Taxes Payable	3/11/2022	0159	134.08	PRS
110	2110	Payroll Taxes Payable	3/25/2022	0159	479.98	PRS
110	2110	Payroll Taxes Payable	3/31/2022	0159	122.30	PRS
110	2110	Payroll Taxes Payable	3/25/2022	0160	460.99	PRS
110	2110	Payroll Taxes Payable	3/11/2022	0160	129.08	PRS
110	2110	Payroll Taxes Payable	3/25/2022	0161	58.14	PRS
110	2110	Payroll Taxes Payable	3/11/2022	0161	10.10	PRS
110	2110	Payroll Taxes Payable	3/11/2022	0162	3.90	PRS
110	2110	Payroll Taxes Payable	3/25/2022	0162	72.26	PRS
110	2110	Payroll Taxes Payable	3/25/2022	0163	767.87	PRS
110	2110	Payroll Taxes Payable	3/11/2022	0163	17.58	PRS
110	2110	Payroll Taxes Payable	3/11/2022	0164	147.65	PRS
110	2110	Payroll Taxes Payable	3/25/2022	0164	256.36	PRS
110	2110	Payroll Taxes Payable	3/25/2022	0165	278.67	PRS
110	2110	Payroll Taxes Payable	3/11/2022	0165	77.46	PRS

110	2110	Payroll Taxes Payable	3/25/2022	0166			113.74	PRS
110	2110	Payroll Taxes Payable	3/11/2022	0166			81.10	PRS
110	2110	Payroll Taxes Payable	3/11/2022	0167			32.82	PRS
110	2110	Payroll Taxes Payable	3/11/2022	118841			119.98	PRS
110	2110	Payroll Taxes Payable	3/11/2022	118842			105.57	PRS
110	2110	Payroll Taxes Payable	3/11/2022	118843			21.80	PRS
110	2110	Payroll Taxes Payable	3/25/2022	118844			925.79	PRS
110	2110	Payroll Taxes Payable	3/25/2022	118845			12.48	PRS
110	2110	Payroll Taxes Payable	3/25/2022	118846			40.50	PRS
110	2110	Payroll Taxes Payable	3/28/2022	118847			106.77	PRS
110	2110	Payroll Taxes Payable	3/31/2022	118848			497.27	PRS
110	2110	Payroll Taxes Payable	3/31/2022	118849			419.22	PRS
110	2110	Payroll Taxes Payable	3/31/2022	118850			11.96	PRS
110	2110	Payroll Taxes Payable	3/31/2022	118851			457.41	PRS
110	2110	Payroll Taxes Payable	3/31/2022	118852			109.70	PRS
110	2110	Payroll Taxes Payable	3/31/2022	118853			17.91	PRS
110	2132	Pension / Retirement	3/31/2022	001	TCDRS Monthly Funding	42,772.29		JV
110	2132	Pension / Retirement	3/31/2022	0001			179.58	PRS
110	2132	Pension / Retirement	3/25/2022	0001			192.35	PRS
110	2132	Pension / Retirement	3/11/2022	0001			55.91	PRS
110	2132	Pension / Retirement	3/11/2022	0002			76.64	PRS
110	2132	Pension / Retirement	3/25/2022	0002			264.47	PRS
110	2132	Pension / Retirement	3/31/2022	0002			264.43	PRS
110	2132	Pension / Retirement	3/31/2022	0005			454.03	PRS
110	2132	Pension / Retirement	3/11/2022	0005			21.45	PRS
110	2132	Pension / Retirement	3/25/2022	0005			71.18	PRS
110	2132	Pension / Retirement	3/25/2022	0006			207.53	PRS
110	2132	Pension / Retirement	3/11/2022	0006			13.99	PRS
110	2132	Pension / Retirement	3/31/2022	0006			51.49	PRS
110	2132	Pension / Retirement	3/11/2022	0007			40.08	PRS
110	2132	Pension / Retirement	3/31/2022	0007			48.66	PRS
110	2132	Pension / Retirement	3/25/2022	0007			53.91	PRS
110	2132	Pension / Retirement	3/31/2022	0008			153.33	PRS
110	2132	Pension / Retirement	3/11/2022	0008			65.90	PRS
110	2132	Pension / Retirement	3/25/2022	0008			230.45	PRS
110	2132	Pension / Retirement	3/11/2022	0009			26.25	PRS
110	2132	Pension / Retirement	3/25/2022	0009			95.38	PRS
110	2132	Pension / Retirement	3/31/2022	0009			218.68	PRS
110	2132	Pension / Retirement	3/25/2022	0010			58.51	PRS
110	2132	Pension / Retirement	3/11/2022	0010			15.45	PRS
110	2132	Pension / Retirement	3/31/2022	0010			88.77	PRS
110	2132	Pension / Retirement	3/25/2022	0011			48.53	PRS
110	2132	Pension / Retirement	3/11/2022	0011			8.76	PRS
110	2132	Pension / Retirement	3/31/2022	0011			51.08	PRS
110	2132	Pension / Retirement	3/31/2022	0012			43.85	PRS
110	2132	Pension / Retirement	3/11/2022	0012			23.89	PRS
110	2132	Pension / Retirement	3/25/2022	0012			284.45	PRS
110	2132	Pension / Retirement	3/11/2022	0013			58.59	PRS
110	2132	Pension / Retirement	3/25/2022	0013			200.61	PRS
110	2132	Pension / Retirement	3/31/2022	0013			264.54	PRS

110	2132	Pension / Retirement	3/31/2022	0014	180.31	PRS
110	2132	Pension / Retirement	3/25/2022	0014	79.44	PRS
110	2132	Pension / Retirement	3/11/2022	0014	15.20	PRS
110	2132	Pension / Retirement	3/31/2022	0015	131.96	PRS
110	2132	Pension / Retirement	3/25/2022	0015	76.86	PRS
110	2132	Pension / Retirement	3/11/2022	0016	21.46	PRS
110	2132	Pension / Retirement	3/31/2022	0017	69.92	PRS
110	2132	Pension / Retirement	3/25/2022	0017	47.73	PRS
110	2132	Pension / Retirement	3/11/2022	0018	11.68	PRS
110	2132	Pension / Retirement	3/25/2022	0019	221.76	PRS
110	2132	Pension / Retirement	3/31/2022	0019	32.35	PRS
110	2132	Pension / Retirement	3/11/2022	0020	70.01	PRS
110	2132	Pension / Retirement	3/25/2022	0020	95.08	PRS
110	2132	Pension / Retirement	3/31/2022	0021	225.58	PRS
110	2132	Pension / Retirement	3/11/2022	0021	29.20	PRS
110	2132	Pension / Retirement	3/25/2022	0021	33.14	PRS
110	2132	Pension / Retirement	3/31/2022	0022	81.95	PRS
110	2132	Pension / Retirement	3/11/2022	0022	3.94	PRS
110	2132	Pension / Retirement	3/31/2022	0023	24.74	PRS
110	2132	Pension / Retirement	3/25/2022	0025	41.14	PRS
110	2132	Pension / Retirement	3/25/2022	0026	30.13	PRS
110	2132	Pension / Retirement	3/25/2022	0027	30.42	PRS
110	2132	Pension / Retirement	3/11/2022	0028	15.42	PRS
110	2132	Pension / Retirement	3/31/2022	0028	52.61	PRS
110	2132	Pension / Retirement	3/25/2022	0028	69.57	PRS
110	2132	Pension / Retirement	3/25/2022	0029	60.02	PRS
110	2132	Pension / Retirement	3/11/2022	0029	9.95	PRS
110	2132	Pension / Retirement	3/31/2022	0029	18.50	PRS
110	2132	Pension / Retirement	3/11/2022	0030	12.19	PRS
110	2132	Pension / Retirement	3/25/2022	0030	9.96	PRS
110	2132	Pension / Retirement	3/31/2022	0030	47.37	PRS
110	2132	Pension / Retirement	3/25/2022	0031	435.71	PRS
110	2132	Pension / Retirement	3/11/2022	0031	13.71	PRS
110	2132	Pension / Retirement	3/31/2022	0031	43.00	PRS
110	2132	Pension / Retirement	3/11/2022	0032	15.23	PRS
110	2132	Pension / Retirement	3/31/2022	0032	33.15	PRS
110	2132	Pension / Retirement	3/25/2022	0032	73.02	PRS
110	2132	Pension / Retirement	3/31/2022	0033	405.21	PRS
110	2132	Pension / Retirement	3/25/2022	0033	263.06	PRS
110	2132	Pension / Retirement	3/11/2022	0033	1.89	PRS
110	2132	Pension / Retirement	3/11/2022	0034	122.00	PRS
110	2132	Pension / Retirement	3/25/2022	0034	64.80	PRS
110	2132	Pension / Retirement	3/31/2022	0035	35.40	PRS
110	2132	Pension / Retirement	3/25/2022	0035	68.07	PRS
110	2132	Pension / Retirement	3/31/2022	0036	260.94	PRS
110	2132	Pension / Retirement	3/11/2022	0036	13.67	PRS
110	2132	Pension / Retirement	3/25/2022	0036	64.83	PRS
110	2132	Pension / Retirement	3/11/2022	0037	80.02	PRS
110	2132	Pension / Retirement	3/25/2022	0037	213.04	PRS
110	2132	Pension / Retirement	3/31/2022	0037	62.54	PRS

110	2132	Pension / Retirement	3/25/2022	0038	103.70	PRS
110	2132	Pension / Retirement	3/31/2022	0038	53.30	PRS
110	2132	Pension / Retirement	3/11/2022	0038	11.49	PRS
110	2132	Pension / Retirement	3/11/2022	0039	7.91	PRS
110	2132	Pension / Retirement	3/31/2022	0039	65.08	PRS
110	2132	Pension / Retirement	3/25/2022	0039	80.41	PRS
110	2132	Pension / Retirement	3/25/2022	0040	54.71	PRS
110	2132	Pension / Retirement	3/31/2022	0040	238.26	PRS
110	2132	Pension / Retirement	3/11/2022	0040	17.11	PRS
110	2132	Pension / Retirement	3/31/2022	0041	90.97	PRS
110	2132	Pension / Retirement	3/11/2022	0041	12.12	PRS
110	2132	Pension / Retirement	3/11/2022	0042	59.68	PRS
110	2132	Pension / Retirement	3/31/2022	0042	72.74	PRS
110	2132	Pension / Retirement	3/25/2022	0043	262.62	PRS
110	2132	Pension / Retirement	3/11/2022	0043	26.81	PRS
110	2132	Pension / Retirement	3/31/2022	0044	50.36	PRS
110	2132	Pension / Retirement	3/25/2022	0044	63.54	PRS
110	2132	Pension / Retirement	3/11/2022	0044	26.30	PRS
110	2132	Pension / Retirement	3/31/2022	0046	244.24	PRS
110	2132	Pension / Retirement	3/25/2022	0046	86.89	PRS
110	2132	Pension / Retirement	3/11/2022	0047	73.53	PRS
110	2132	Pension / Retirement	3/31/2022	0047	13.81	PRS
110	2132	Pension / Retirement	3/25/2022	0048	92.93	PRS
110	2132	Pension / Retirement	3/11/2022	0048	17.35	PRS
110	2132	Pension / Retirement	3/31/2022	0049	28.41	PRS
110	2132	Pension / Retirement	3/11/2022	0050	12.36	PRS
110	2132	Pension / Retirement	3/31/2022	0051	56.01	PRS
110	2132	Pension / Retirement	3/25/2022	0051	280.13	PRS
110	2132	Pension / Retirement	3/25/2022	0052	30.33	PRS
110	2132	Pension / Retirement	3/11/2022	0052	23.17	PRS
110	2132	Pension / Retirement	3/31/2022	0053	260.52	PRS
110	2132	Pension / Retirement	3/25/2022	0053	217.49	PRS
110	2132	Pension / Retirement	3/31/2022	0054	28.51	PRS
110	2132	Pension / Retirement	3/11/2022	0054	47.06	PRS
110	2132	Pension / Retirement	3/25/2022	0054	133.74	PRS
110	2132	Pension / Retirement	3/11/2022	0055	8.61	PRS
110	2132	Pension / Retirement	3/31/2022	0055	205.29	PRS
110	2132	Pension / Retirement	3/25/2022	0055	25.24	PRS
110	2132	Pension / Retirement	3/25/2022	0056	226.19	PRS
110	2132	Pension / Retirement	3/31/2022	0056	127.80	PRS
110	2132	Pension / Retirement	3/11/2022	0056	60.98	PRS
110	2132	Pension / Retirement	3/11/2022	0057	31.22	PRS
110	2132	Pension / Retirement	3/31/2022	0057	22.21	PRS
110	2132	Pension / Retirement	3/31/2022	0058	211.76	PRS
110	2132	Pension / Retirement	3/25/2022	0058	260.21	PRS
110	2132	Pension / Retirement	3/11/2022	0058	6.99	PRS
110	2132	Pension / Retirement	3/11/2022	0059	63.50	PRS
110	2132	Pension / Retirement	3/25/2022	0062	242.44	PRS
110	2132	Pension / Retirement	3/31/2022	0062	256.25	PRS
110	2132	Pension / Retirement	3/25/2022	0063	153.71	PRS

110	2132	Pension / Retirement	3/31/2022	0063	130.89	PRS
110	2132	Pension / Retirement	3/11/2022	0063	63.48	PRS
110	2132	Pension / Retirement	3/25/2022	0064	276.92	PRS
110	2132	Pension / Retirement	3/31/2022	0064	216.38	PRS
110	2132	Pension / Retirement	3/11/2022	0064	42.10	PRS
110	2132	Pension / Retirement	3/11/2022	0065	64.78	PRS
110	2132	Pension / Retirement	3/31/2022	0065	450.80	PRS
110	2132	Pension / Retirement	3/25/2022	0065	484.73	PRS
110	2132	Pension / Retirement	3/31/2022	0066	223.23	PRS
110	2132	Pension / Retirement	3/25/2022	0066	234.14	PRS
110	2132	Pension / Retirement	3/11/2022	0066	135.72	PRS
110	2132	Pension / Retirement	3/11/2022	0067	67.12	PRS
110	2132	Pension / Retirement	3/25/2022	0069	14.57	PRS
110	2132	Pension / Retirement	3/31/2022	0069	18.32	PRS
110	2132	Pension / Retirement	3/31/2022	0070	48.69	PRS
110	2132	Pension / Retirement	3/25/2022	0070	59.26	PRS
110	2132	Pension / Retirement	3/11/2022	0070	3.70	PRS
110	2132	Pension / Retirement	3/11/2022	0071	4.98	PRS
110	2132	Pension / Retirement	3/25/2022	0071	858.57	PRS
110	2132	Pension / Retirement	3/31/2022	0071	798.47	PRS
110	2132	Pension / Retirement	3/25/2022	0072	287.89	PRS
110	2132	Pension / Retirement	3/31/2022	0072	265.99	PRS
110	2132	Pension / Retirement	3/11/2022	0072	240.40	PRS
110	2132	Pension / Retirement	3/11/2022	0073	80.88	PRS
110	2132	Pension / Retirement	3/31/2022	0074	269.86	PRS
110	2132	Pension / Retirement	3/25/2022	0075	279.55	PRS
110	2132	Pension / Retirement	3/11/2022	0076	81.19	PRS
110	2132	Pension / Retirement	3/31/2022	0079	336.80	PRS
110	2132	Pension / Retirement	3/31/2022	0080	58.01	PRS
110	2132	Pension / Retirement	3/25/2022	0081	348.43	PRS
110	2132	Pension / Retirement	3/11/2022	0081	92.13	PRS
110	2132	Pension / Retirement	3/31/2022	0081	109.34	PRS
110	2132	Pension / Retirement	3/31/2022	0082	104.82	PRS
110	2132	Pension / Retirement	3/11/2022	0082	20.75	PRS
110	2132	Pension / Retirement	3/25/2022	0082	47.42	PRS
110	2132	Pension / Retirement	3/25/2022	0083	108.29	PRS
110	2132	Pension / Retirement	3/11/2022	0083	4.09	PRS
110	2132	Pension / Retirement	3/31/2022	0083	375.26	PRS
110	2132	Pension / Retirement	3/25/2022	0084	117.69	PRS
110	2132	Pension / Retirement	3/11/2022	0084	22.73	PRS
110	2132	Pension / Retirement	3/31/2022	0084	114.27	PRS
110	2132	Pension / Retirement	3/11/2022	0085	33.49	PRS
110	2132	Pension / Retirement	3/31/2022	0085	112.41	PRS
110	2132	Pension / Retirement	3/25/2022	0085	403.51	PRS
110	2132	Pension / Retirement	3/11/2022	0086	112.98	PRS
110	2132	Pension / Retirement	3/25/2022	0086	118.33	PRS
110	2132	Pension / Retirement	3/31/2022	0086	45.66	PRS
110	2132	Pension / Retirement	3/25/2022	0087	118.47	PRS
110	2132	Pension / Retirement	3/11/2022	0087	30.38	PRS
110	2132	Pension / Retirement	3/25/2022	0088	7.05	PRS

110	2132	Pension / Retirement	3/11/2022	0088	34.01	PRS
110	2132	Pension / Retirement	3/11/2022	0089	24.21	PRS
110	2132	Pension / Retirement	3/31/2022	0089	15.22	PRS
110	2132	Pension / Retirement	3/31/2022	0090	228.18	PRS
110	2132	Pension / Retirement	3/31/2022	0091	98.76	PRS
110	2132	Pension / Retirement	3/25/2022	0091	12.16	PRS
110	2132	Pension / Retirement	3/31/2022	0092	20.42	PRS
110	2132	Pension / Retirement	3/11/2022	0092	4.08	PRS
110	2132	Pension / Retirement	3/25/2022	0092	245.35	PRS
110	2132	Pension / Retirement	3/31/2022	0093	245.39	PRS
110	2132	Pension / Retirement	3/25/2022	0093	126.49	PRS
110	2132	Pension / Retirement	3/11/2022	0093	68.70	PRS
110	2132	Pension / Retirement	3/31/2022	0094	368.96	PRS
110	2132	Pension / Retirement	3/25/2022	0094	19.04	PRS
110	2132	Pension / Retirement	3/11/2022	0094	31.01	PRS
110	2132	Pension / Retirement	3/31/2022	0095	305.81	PRS
110	2132	Pension / Retirement	3/25/2022	0095	291.75	PRS
110	2132	Pension / Retirement	3/11/2022	0095	3.23	PRS
110	2132	Pension / Retirement	3/31/2022	0096	523.97	PRS
110	2132	Pension / Retirement	3/25/2022	0096	396.73	PRS
110	2132	Pension / Retirement	3/11/2022	0096	74.41	PRS
110	2132	Pension / Retirement	3/11/2022	0097	111.08	PRS
110	2132	Pension / Retirement	3/25/2022	0097	342.79	PRS
110	2132	Pension / Retirement	3/31/2022	0097	37.86	PRS
110	2132	Pension / Retirement	3/25/2022	0098	563.41	PRS
110	2132	Pension / Retirement	3/11/2022	0098	99.77	PRS
110	2132	Pension / Retirement	3/31/2022	0098	377.39	PRS
110	2132	Pension / Retirement	3/31/2022	0099	293.08	PRS
110	2132	Pension / Retirement	3/25/2022	0099	41.43	PRS
110	2132	Pension / Retirement	3/11/2022	0100	157.75	PRS
110	2132	Pension / Retirement	3/25/2022	0100	317.92	PRS
110	2132	Pension / Retirement	3/31/2022	0100	35.18	PRS
110	2132	Pension / Retirement	3/25/2022	0101	315.14	PRS
110	2132	Pension / Retirement	3/11/2022	0101	11.63	PRS
110	2132	Pension / Retirement	3/31/2022	0101	239.10	PRS
110	2132	Pension / Retirement	3/11/2022	0102	106.93	PRS
110	2132	Pension / Retirement	3/31/2022	0102	137.32	PRS
110	2132	Pension / Retirement	3/11/2022	0103	88.24	PRS
110	2132	Pension / Retirement	3/25/2022	0103	38.55	PRS
110	2132	Pension / Retirement	3/31/2022	0104	50.62	PRS
110	2132	Pension / Retirement	3/11/2022	0104	10.88	PRS
110	2132	Pension / Retirement	3/25/2022	0104	261.49	PRS
110	2132	Pension / Retirement	3/25/2022	0105	142.60	PRS
110	2132	Pension / Retirement	3/25/2022	0106	16.60	PRS
110	2132	Pension / Retirement	3/31/2022	0106	507.58	PRS
110	2132	Pension / Retirement	3/11/2022	0106	72.32	PRS
110	2132	Pension / Retirement	3/25/2022	0107	545.78	PRS
110	2132	Pension / Retirement	3/31/2022	0107	92.54	PRS
110	2132	Pension / Retirement	3/11/2022	0107	39.62	PRS
110	2132	Pension / Retirement	3/11/2022	0108	11.51	PRS

110	2132	Pension / Retirement	3/31/2022	0108	205.36	PRS
110	2132	Pension / Retirement	3/31/2022	0109	188.76	PRS
110	2132	Pension / Retirement	3/25/2022	0109	147.04	PRS
110	2132	Pension / Retirement	3/25/2022	0110	238.60	PRS
110	2132	Pension / Retirement	3/11/2022	0110	152.82	PRS
110	2132	Pension / Retirement	3/25/2022	0111	201.75	PRS
110	2132	Pension / Retirement	3/31/2022	0111	50.55	PRS
110	2132	Pension / Retirement	3/11/2022	0111	29.46	PRS
110	2132	Pension / Retirement	3/11/2022	0112	60.94	PRS
110	2132	Pension / Retirement	3/31/2022	0112	203.04	PRS
110	2132	Pension / Retirement	3/31/2022	0113	156.44	PRS
110	2132	Pension / Retirement	3/11/2022	0113	56.58	PRS
110	2132	Pension / Retirement	3/25/2022	0113	69.91	PRS
110	2132	Pension / Retirement	3/31/2022	0114	88.61	PRS
110	2132	Pension / Retirement	3/25/2022	0114	236.74	PRS
110	2132	Pension / Retirement	3/25/2022	0115	154.41	PRS
110	2132	Pension / Retirement	3/11/2022	0115	15.63	PRS
110	2132	Pension / Retirement	3/31/2022	0115	70.42	PRS
110	2132	Pension / Retirement	3/25/2022	0116	101.28	PRS
110	2132	Pension / Retirement	3/11/2022	0116	60.66	PRS
110	2132	Pension / Retirement	3/31/2022	0117	244.88	PRS
110	2132	Pension / Retirement	3/11/2022	0117	47.05	PRS
110	2132	Pension / Retirement	3/25/2022	0117	76.89	PRS
110	2132	Pension / Retirement	3/31/2022	0118	226.39	PRS
110	2132	Pension / Retirement	3/11/2022	0118	26.81	PRS
110	2132	Pension / Retirement	3/25/2022	0119	263.26	PRS
110	2132	Pension / Retirement	3/11/2022	0119	19.78	PRS
110	2132	Pension / Retirement	3/31/2022	0119	103.72	PRS
110	2132	Pension / Retirement	3/25/2022	0120	250.60	PRS
110	2132	Pension / Retirement	3/31/2022	0120	232.97	PRS
110	2132	Pension / Retirement	3/11/2022	0121	72.07	PRS
110	2132	Pension / Retirement	3/31/2022	0121	215.02	PRS
110	2132	Pension / Retirement	3/25/2022	0121	119.64	PRS
110	2132	Pension / Retirement	3/11/2022	0122	69.64	PRS
110	2132	Pension / Retirement	3/25/2022	0122	241.83	PRS
110	2132	Pension / Retirement	3/31/2022	0122	388.93	PRS
110	2132	Pension / Retirement	3/31/2022	0123	347.36	PRS
110	2132	Pension / Retirement	3/25/2022	0123	219.70	PRS
110	2132	Pension / Retirement	3/31/2022	0124	221.81	PRS
110	2132	Pension / Retirement	3/11/2022	0124	33.27	PRS
110	2132	Pension / Retirement	3/25/2022	0124	418.20	PRS
110	2132	Pension / Retirement	3/25/2022	0125	373.50	PRS
110	2132	Pension / Retirement	3/31/2022	0125	74.08	PRS
110	2132	Pension / Retirement	3/11/2022	0125	64.34	PRS
110	2132	Pension / Retirement	3/11/2022	0126	59.47	PRS
110	2132	Pension / Retirement	3/25/2022	0126	241.95	PRS
110	2132	Pension / Retirement	3/31/2022	0127	114.79	PRS
110	2132	Pension / Retirement	3/25/2022	0127	80.10	PRS
110	2132	Pension / Retirement	3/11/2022	0127	117.10	PRS
110	2132	Pension / Retirement	3/11/2022	0128	104.58	PRS

110	2132	Pension / Retirement	3/11/2022	0129	73.21	PRS
110	2132	Pension / Retirement	3/31/2022	0130	100.00	PRS
110	2132	Pension / Retirement	3/25/2022	0130	115.51	PRS
110	2132	Pension / Retirement	3/11/2022	0130	22.55	PRS
110	2132	Pension / Retirement	3/31/2022	0132	181.48	PRS
110	2132	Pension / Retirement	3/11/2022	0132	17.72	PRS
110	2132	Pension / Retirement	3/25/2022	0133	105.21	PRS
110	2132	Pension / Retirement	3/11/2022	0133	34.27	PRS
110	2132	Pension / Retirement	3/31/2022	0134	292.00	PRS
110	2132	Pension / Retirement	3/25/2022	0135	181.45	PRS
110	2132	Pension / Retirement	3/31/2022	0135	123.05	PRS
110	2132	Pension / Retirement	3/11/2022	0136	33.97	PRS
110	2132	Pension / Retirement	3/31/2022	0136	175.33	PRS
110	2132	Pension / Retirement	3/31/2022	0137	208.21	PRS
110	2132	Pension / Retirement	3/31/2022	0138	444.74	PRS
110	2132	Pension / Retirement	3/11/2022	0138	52.76	PRS
110	2132	Pension / Retirement	3/25/2022	0138	320.96	PRS
110	2132	Pension / Retirement	3/25/2022	0139	119.81	PRS
110	2132	Pension / Retirement	3/31/2022	0140	451.11	PRS
110	2132	Pension / Retirement	3/25/2022	0140	185.00	PRS
110	2132	Pension / Retirement	3/11/2022	0140	88.17	PRS
110	2132	Pension / Retirement	3/25/2022	0141	237.24	PRS
110	2132	Pension / Retirement	3/11/2022	0141	31.28	PRS
110	2132	Pension / Retirement	3/11/2022	0142	52.36	PRS
110	2132	Pension / Retirement	3/31/2022	0142	98.87	PRS
110	2132	Pension / Retirement	3/25/2022	0143	478.21	PRS
110	2132	Pension / Retirement	3/11/2022	0143	61.84	PRS
110	2132	Pension / Retirement	3/31/2022	0144	20.08	PRS
110	2132	Pension / Retirement	3/25/2022	0145	423.26	PRS
110	2132	Pension / Retirement	3/11/2022	0145	133.90	PRS
110	2132	Pension / Retirement	3/31/2022	0146	36.81	PRS
110	2132	Pension / Retirement	3/25/2022	0146	308.55	PRS
110	2132	Pension / Retirement	3/11/2022	0147	110.64	PRS
110	2132	Pension / Retirement	3/31/2022	0147	273.19	PRS
110	2132	Pension / Retirement	3/11/2022	0148	88.42	PRS
110	2132	Pension / Retirement	3/25/2022	0148	102.94	PRS
110	2132	Pension / Retirement	3/31/2022	0149	49.26	PRS
110	2132	Pension / Retirement	3/25/2022	0150	42.97	PRS
110	2132	Pension / Retirement	3/11/2022	0150	28.69	PRS
110	2132	Pension / Retirement	3/31/2022	0151	314.09	PRS
110	2132	Pension / Retirement	3/25/2022	0152	24.83	PRS
110	2132	Pension / Retirement	3/11/2022	0152	11.56	PRS
110	2132	Pension / Retirement	3/31/2022	0152	260.07	PRS
110	2132	Pension / Retirement	3/25/2022	0153	260.51	PRS
110	2132	Pension / Retirement	3/11/2022	0154	9.36	PRS
110	2132	Pension / Retirement	3/31/2022	0155	62.90	PRS
110	2132	Pension / Retirement	3/11/2022	0155	82.36	PRS
110	2132	Pension / Retirement	3/31/2022	0156	275.28	PRS
110	2132	Pension / Retirement	3/11/2022	0157	15.16	PRS
110	2132	Pension / Retirement	3/25/2022	0157	58.10	PRS

110			2132	Pension / Retirement	3/31/2022	0157				176.82	PRS
110			2132	Pension / Retirement	3/31/2022	0158				251.15	PRS
110			2132	Pension / Retirement	3/11/2022	0159				94.40	PRS
110			2132	Pension / Retirement	3/25/2022	0159				337.76	PRS
110			2132	Pension / Retirement	3/31/2022	0159				81.41	PRS
110			2132	Pension / Retirement	3/25/2022	0160				292.53	PRS
110			2132	Pension / Retirement	3/11/2022	0160				81.91	PRS
110			2132	Pension / Retirement	3/25/2022	0162				68.89	PRS
110			2132	Pension / Retirement	3/25/2022	0163				394.66	PRS
110			2132	Pension / Retirement	3/11/2022	0163				16.77	PRS
110			2132	Pension / Retirement	3/11/2022	0164				83.19	PRS
110			2132	Pension / Retirement	3/25/2022	0164				196.63	PRS
110			2132	Pension / Retirement	3/25/2022	0165				255.85	PRS
110			2132	Pension / Retirement	3/11/2022	0165				58.17	PRS
110			2132	Pension / Retirement	3/25/2022	0166				77.07	PRS
110			2132	Pension / Retirement	3/11/2022	0166				73.45	PRS
110			2132	Pension / Retirement	3/11/2022	0167				22.16	PRS
110			2132	Pension / Retirement	3/11/2022	118841				72.01	PRS
110			2132	Pension / Retirement	3/11/2022	118842				68.35	PRS
110			2132	Pension / Retirement	3/11/2022	118843				20.79	PRS
110			2132	Pension / Retirement	3/25/2022	118844				488.20	PRS
110			2132	Pension / Retirement	3/25/2022	118845				11.89	PRS
110			2132	Pension / Retirement	3/28/2022	118847				72.95	PRS
110			2132	Pension / Retirement	3/31/2022	118848				288.54	PRS
110			2132	Pension / Retirement	3/31/2022	118849				250.54	PRS
110			2132	Pension / Retirement	3/31/2022	118850				11.40	PRS
110			2132	Pension / Retirement	3/31/2022	118851				320.17	PRS
110			2132	Pension / Retirement	3/31/2022	118852				104.62	PRS
110			2132	Pension / Retirement	3/31/2022	118853				17.07	PRS
110	120	1000	6300	Phone/Cable/Cell/Con	3/3/2022	031402603032	CHARTER COMMUNICATIONS H	16318 S. GREAT OAKS DR-FIBER SRV	1,482.74		API
110	120	1000	6300	Phone/Cable/Cell/Con	3/21/2022	032322	AT&T	Telephone Services- Mar. 2022	120.57		API
110	120	1000	6300	Phone/Cable/Cell/Con	3/15/2022	9901165527	VERIZON WIRELESS	CELL/DATA COVERAGE 02/06-03/06/22	151.96		API
110	120	1000	6300	Phone/Cable/Cell/Con	3/8/2022	Z8099834	VERIZON COMMUNICATIONS IN	MONTHLY CHARGES FOR IP FLEX ACCESS,	639.91		API
110	135	1000	6300	Phone/Cable/Cell/Con	3/15/2022	9901165527	VERIZON WIRELESS	CELL/DATA COVERAGE 02/06-03/06/22	480.62		API
110	250	1000	6300	Phone/Cable/Cell/Con	3/21/2022	032322	AT&T	Telephone Services- Mar. 2022		295.89	API
110	250	2101	6300	Phone/Cable/Cell/Con	3/2/2022	109752303022	CHARTER COMMUNICATIONS H	4203 PASADA LN	149.98		API
110	250	2102	6300	Phone/Cable/Cell/Con	3/2/2022	005458803022	CHARTER COMMUNICATIONS H	8600 OCONNOR DR	149.98		API
110	250	2103	6300	Phone/Cable/Cell/Con	3/23/2022	032112003232	CHARTER COMMUNICATIONS H	4300 BRUSHY CREEK RD	149.98		API
110	250	2104	6300	Phone/Cable/Cell/Con	3/5/2022	028081303052	CHARTER COMMUNICATIONS H	416 HIGHLAND HORIZON	148.98		API
110	250	2104	6300	Phone/Cable/Cell/Con	3/5/2022	028081303052	CHARTER COMMUNICATIONS H	416 HIGHLAND HORIZON		148.98	API
110	250	2104	6300	Phone/Cable/Cell/Con	3/15/2022	028081303052	CHARTER COMMUNICATIONS H	416 HIGHLAND HORIZON	149.98		API
110	275	1000	6300	Phone/Cable/Cell/Con	3/8/2022	014813503082	CHARTER COMMUNICATIONS H	901 GREAT OAKS	15.00		API
110	275	1000	6300	Phone/Cable/Cell/Con	3/21/2022	032322	AT&T	Telephone Services- Mar. 2022	201.83		API
110	300	1000	6300	Phone/Cable/Cell/Con	3/21/2022	016481279X22	DIRECTV LLC	Service Period 03/20/22- 04/19/22	213.24		API
110	500	1000	6300	Phone/Cable/Cell/Con	3/8/2022	014813503082	CHARTER COMMUNICATIONS H	901 GREAT OAKS	14.99		API
110	500	1000	6300	Phone/Cable/Cell/Con	3/21/2022	032322	AT&T	Telephone Services- Mar. 2022	186.83		API
110	525	1000	6300	Phone/Cable/Cell/Con	3/21/2022	032322	AT&T	Telephone Services- Mar. 2022	1,130.38		API
110	525	1000	6300	Phone/Cable/Cell/Con	3/15/2022	9901165527	VERIZON WIRELESS	CELL/DATA COVERAGE 02/06-03/06/22	265.93		API
110	540	1000	6300	Phone/Cable/Cell/Con	3/8/2022	014813503082	CHARTER COMMUNICATIONS H	901 GREAT OAKS	5.00		API
110	550	1000	6300	Phone/Cable/Cell/Con	3/8/2022	014813503082	CHARTER COMMUNICATIONS H	901 GREAT OAKS	15.00		API

110	550	1000	6300	Phone/Cable/Cell/Cor	3/21/2022	032322	AT&T	Telephone Services- Mar. 2022	186.83		API
110	275	1000	6156	Pipes and Component	3/1/2022	0319150	FERGUSON ENTERPRISES	Plumbing Parts- Creekside Park	22.14		API
110	400	1000	6156	Pipes and Component	3/29/2022	S112673348.0	MORSCO SUPPLY, LLC	Toilet Auger - BCCC Park	60.61		API
110	450	2104	6156	Pipes and Component	3/7/2022	INV67233	MOST DEPENDABLE FOUNTAINS	2nd Chiller for close proximity to fountain	1,100.00		API
110	500	1000	6156	Pipes and Component	3/3/2022	1135999-1	FERGUSON ENTERPRISES	Hydrant Repair Parts	456.90		API
110	500	1000	6156	Pipes and Component	3/2/2022	2P096848	HORIZON DISTRIBUTORS INC.	Irrigations Parts- District Wide	53.73		API
110	550	1000	6156	Pipes and Component	3/3/2022	1163300	FERGUSON ENTERPRISES	Sewer Repair part- Deer Tract	21.90		API
110	550	1000	6156	Pipes and Component	3/18/2022	9249715765	GRAINGER	COMPONENETS TO PUMP DOWN CH	789.38		API
110	525	1000	6156	Pipes and Component	3/31/2022	001		AMAZON PVC Tubing - BCWF	24.87		JV
110	500	1000	6078	Plumbing Inspections	3/31/2022	001		IN *ATS ENGINEERS INS 525 Carina Dr	95.00		JV
110	120	1000	6220	Postage/Mailing/Shipp	3/9/2022	192944	THOMAS GRAPHICS, INC	Mail out Town Hall Post Card- Postage	1,389.50		API
110	130	1000	6220	Postage/Mailing/Shipp	3/24/2022	032522	PURCHASE POWER	Postage Refill 03/24/2022- Admin Copy	250.00		API
110	145	1000	6220	Postage/Mailing/Shipp	3/24/2022	032522	PURCHASE POWER	Postage Refill 03/24/2022- Admin Copy	250.00		API
110	145	1000	6220	Postage/Mailing/Shipp	3/30/2022	DP2201243	DATAPROSE, LLC	BILL PACKAGE-PRODUCTION & POSTAGE	1,682.66		API
110	525	1000	6220	Postage/Mailing/Shipp	3/31/2022	001		POST OFFICE Cert Mail SWMOR Report	8.36		JV
110	525	1000	6220	Postage/Mailing/Shipp	3/31/2022	001		POST OFFICE Aqua and TCEQ Notification	14.76		JV
110	110	1000	6322	Printing Expense	3/14/2022	192981	THOMAS GRAPHICS, INC	Town Hall Meeting Postcards	1,389.94		API
110	140	1000	6322	Printing Expense	3/3/2022	20739	P & B PRINT	Business Cards for Glenda Bills- HR	48.00		API
110	275	1000	6322	Printing Expense	3/18/2022	50633	AFFORDABLE SIGNS	SIGNS IN PARKS AND POOL	1,309.50		API
110	450	1000	6322	Printing Expense	3/18/2022	50633	AFFORDABLE SIGNS	SIGNS IN PARKS AND POOL	98.00		API
110	275	1000	6322	Printing Expense	3/31/2022	001		MARDEL #29 laminating posters for chalk	3.00		JV
110	250	1000	6314	Professional Developr	3/6/2022	WIRJUS-02282	JUSTIN WIRTH	LGIT Academy Registration Fee	325.00		API
110	145	1000	6314	Professional Developr	3/31/2022	001		TRAININGCENTER Payroll Training Maria	499.00		JV
110	300	1000	6314	Professional Developr	3/31/2022	001		NRPA OPERATING CPRP- CEU's	105.00		JV
110	500	1000	6314	Professional Developr	3/31/2022	001		TCEQ EPAYMENT Water License	113.75		JV
110	500	1000	6314	Professional Developr	3/31/2022	001		TCEQ EPAYMENT Water Licence	113.75		JV
110	525	1000	6314	Professional Developr	3/31/2022	001		AMERICAN WATER COLLEGE Training S.	299.99		JV
110	120	1000	6327	Program Meals	3/31/2022	001		SQ *BRUSHY CREEK CAFE BRA Lunch	51.00		JV
110	200	5302	4505	Program Revenue Cor	3/29/2022	4142154921		RecTrac revenue		426.00	CR
110	200	5302	4505	Program Revenue Cor	3/28/2022	4142154921		RecTrac revenue		219.00	CR
110	200	5302	4505	Program Revenue Cor	3/30/2022	4142154921		RecTrac revenue		195.00	CR
110	200	5302	4505	Program Revenue Cor	3/18/2022	4142154921		RecTrac revenue	613.00		CR
110	200	5302	4505	Program Revenue Cor	3/2/2022	4142154921		RecTrac revenue		957.00	CR
110	200	5302	4505	Program Revenue Cor	3/1/2022	4142154921		RecTrac revenue		344.00	CR
110	200	5302	4505	Program Revenue Cor	3/11/2022	4142154921		RecTrac revenue		664.00	CR
110	200	5302	4505	Program Revenue Cor	3/22/2022	4142154921		RecTrac revenue		221.00	CR
110	300	5201	4505	Program Revenue Cor	3/31/2022	4142154921		RecTrac revenue		74.00	CR
110	300	5201	4505	Program Revenue Cor	3/29/2022	4142154921		RecTrac revenue		158.00	CR
110	300	5201	4505	Program Revenue Cor	3/28/2022	4142154921		RecTrac revenue		24.00	CR
110	300	5201	4505	Program Revenue Cor	3/26/2022	4142154921		RecTrac revenue		50.00	CR
110	300	5201	4505	Program Revenue Cor	3/18/2022	4142154921		RecTrac revenue	50.00		CR
110	300	5201	4505	Program Revenue Cor	3/3/2022	4142154921		RecTrac revenue	55.00		CR
110	300	5201	4505	Program Revenue Cor	3/1/2022	4142154921		RecTrac revenue	100.00		CR
110	300	5201	4505	Program Revenue Cor	3/20/2022	4142154921		RecTrac revenue		45.00	CR
110	300	5201	4505	Program Revenue Cor	3/21/2022	4142154921		RecTrac revenue		55.00	CR
110	300	5201	4505	Program Revenue Cor	3/12/2022	4142154921		RecTrac revenue		50.00	CR
110	300	5223	4505	Program Revenue Cor	3/7/2022	4142154921		RecTrac revenue		7.50	CR
110	300	5223	4505	Program Revenue Cor	3/8/2022	4142154921		RecTrac revenue		30.00	CR
110	300	5223	4505	Program Revenue Cor	3/10/2022	4142154921		RecTrac revenue		10.00	CR
110	300	5223	4505	Program Revenue Cor	3/31/2022	4142154921		RecTrac revenue		20.00	CR

110	300	5223	4505	Program Revenue Cor	3/23/2022	4142154921	RecTrac revenue		10.00	CR
110	300	5249	4505	Program Revenue Cor	3/28/2022	4142154921	RecTrac revenue		115.00	CR
110	300	5249	4505	Program Revenue Cor	3/24/2022	4142154921	RecTrac revenue		115.00	CR
110	300	5249	4505	Program Revenue Cor	3/17/2022	4142154921	RecTrac revenue		115.00	CR
110	300	5249	4505	Program Revenue Cor	3/30/2022	4142154921	RecTrac revenue		250.00	CR
110	300	5249	4505	Program Revenue Cor	3/29/2022	4142154921	RecTrac revenue		345.00	CR
110	300	5249	4505	Program Revenue Cor	3/2/2022	4142154921	RecTrac revenue		110.00	CR
110	300	5249	4505	Program Revenue Cor	3/1/2022	4142154921	RecTrac revenue		115.00	CR
110	300	5249	4505	Program Revenue Cor	3/3/2022	4142154921	RecTrac revenue		230.00	CR
110	300	5249	4505	Program Revenue Cor	3/8/2022	4142154921	RecTrac revenue		115.00	CR
110	300	5249	4505	Program Revenue Cor	3/16/2022	4142154921	RecTrac revenue		115.00	CR
110	300	5314	4505	Program Revenue Cor	3/17/2022	4142154921	RecTrac revenue		315.00	CR
110	300	5314	4505	Program Revenue Cor	3/24/2022	4142154921	RecTrac revenue		370.00	CR
110	300	5314	4505	Program Revenue Cor	3/18/2022	4142154921	RecTrac revenue	1,238.75		CR
110	300	5314	4505	Program Revenue Cor	3/26/2022	4142154921	RecTrac revenue		190.00	CR
110	300	5314	4505	Program Revenue Cor	3/27/2022	4142154921	RecTrac revenue		180.00	CR
110	300	5314	4505	Program Revenue Cor	3/25/2022	4142154921	RecTrac revenue		190.00	CR
110	300	5314	4505	Program Revenue Cor	3/28/2022	4142154921	RecTrac revenue		355.00	CR
110	300	5314	4505	Program Revenue Cor	3/23/2022	4142154921	RecTrac revenue		615.00	CR
110	300	5314	4505	Program Revenue Cor	3/31/2022	4142154921	RecTrac revenue		350.00	CR
110	300	5314	4505	Program Revenue Cor	3/30/2022	4142154921	RecTrac revenue		190.00	CR
110	300	5314	4505	Program Revenue Cor	3/21/2022	4142154921	RecTrac revenue		300.00	CR
110	300	5314	4505	Program Revenue Cor	3/22/2022	4142154921	RecTrac revenue		572.50	CR
110	300	5314	4505	Program Revenue Cor	3/20/2022	4142154921	RecTrac revenue		380.00	CR
110	300	5314	4505	Program Revenue Cor	3/16/2022	4142154921	RecTrac revenue		180.00	CR
110	300	5314	4505	Program Revenue Cor	3/12/2022	4142154921	RecTrac revenue		190.00	CR
110	300	5314	4505	Program Revenue Cor	3/10/2022	4142154921	RecTrac revenue		1,240.02	CR
110	300	5314	4505	Program Revenue Cor	3/2/2022	4142154921	RecTrac revenue		165.00	CR
110	300	5314	4505	Program Revenue Cor	3/4/2022	4142154921	RecTrac revenue		165.00	CR
110	300	5314	4505	Program Revenue Cor	3/5/2022	4142154921	RecTrac revenue		660.00	CR
110	300	5314	4505	Program Revenue Cor	3/3/2022	4142154921	RecTrac revenue		495.00	CR
110	300	5314	4505	Program Revenue Cor	3/1/2022	4142154921	RecTrac revenue		320.00	CR
110	300	5314	4505	Program Revenue Cor	3/5/2022	4142154921	RecTrac revenue		660.00	CR
110	300	5314	4505	Program Revenue Cor	3/6/2022	4142154921	RecTrac revenue		165.00	CR
110	300	5314	4505	Program Revenue Cor	3/7/2022	4142154921	RecTrac revenue		1,535.00	CR
110	300	5314	4505	Program Revenue Cor	3/8/2022	4142154921	RecTrac revenue		1,433.75	CR
110	300	5314	4505	Program Revenue Cor	3/9/2022	4142154921	RecTrac revenue		865.00	CR
110	300	5325	4505	Program Revenue Cor	3/8/2022	4142154921	RecTrac revenue		195.00	CR
110	300	5325	4505	Program Revenue Cor	3/7/2022	4142154921	RecTrac revenue		555.00	CR
110	300	5325	4505	Program Revenue Cor	3/14/2022	4142154921	RecTrac revenue		195.00	CR
110	300	5325	4505	Program Revenue Cor	3/16/2022	4142154921	RecTrac revenue		428.90	CR
110	300	5325	4505	Program Revenue Cor	3/15/2022	4142154921	RecTrac revenue		185.00	CR
110	300	5325	4505	Program Revenue Cor	3/19/2022	4142154921	RecTrac revenue		195.00	CR
110	300	5325	4505	Program Revenue Cor	3/23/2022	4142154921	RecTrac revenue		320.00	CR
110	300	5325	4505	Program Revenue Cor	3/18/2022	4142154921	RecTrac revenue		195.00	CR
110	300	5325	4505	Program Revenue Cor	3/17/2022	4142154921	RecTrac revenue		195.00	CR
110	300	5331	4505	Program Revenue Cor	3/22/2022	4142154921	RecTrac revenue		69.00	CR
110	300	5331	4505	Program Revenue Cor	3/4/2022	4142154921	RecTrac revenue		79.00	CR
110	300	5331	4505	Program Revenue Cor	3/3/2022	4142154921	RecTrac revenue		69.00	CR
110	300	5331	4505	Program Revenue Cor	3/30/2022	4142154921	RecTrac revenue		69.00	CR

110	300	5337	4505	Program Revenue Cor	3/30/2022	4142154921	RecTrac revenue		115.00	CR
110	300	5337	4505	Program Revenue Cor	3/23/2022	4142154921	RecTrac revenue		210.00	CR
110	300	5337	4505	Program Revenue Cor	3/24/2022	4142154921	RecTrac revenue		135.00	CR
110	300	5337	4505	Program Revenue Cor	3/4/2022	4142154921	RecTrac revenue		235.00	CR
110	300	5337	4505	Program Revenue Cor	3/2/2022	4142154921	RecTrac revenue		145.00	CR
110	300	5337	4505	Program Revenue Cor	3/1/2022	4142154921	RecTrac revenue		75.00	CR
110	300	5337	4505	Program Revenue Cor	3/15/2022	4142154921	RecTrac revenue		115.00	CR
110	300	5337	4505	Program Revenue Cor	3/22/2022	4142154921	RecTrac revenue		115.00	CR
110	300	5337	4505	Program Revenue Cor	3/21/2022	4142154921	RecTrac revenue		100.00	CR
110	300	5337	4505	Program Revenue Cor	3/12/2022	4142154921	RecTrac revenue		215.00	CR
110	300	5339	4505	Program Revenue Cor	3/10/2022	4142154921	RecTrac revenue		190.00	CR
110	300	5339	4505	Program Revenue Cor	3/11/2022	4142154921	RecTrac revenue		208.75	CR
110	300	5339	4505	Program Revenue Cor	3/16/2022	4142154921	RecTrac revenue		185.00	CR
110	300	5339	4505	Program Revenue Cor	3/21/2022	4142154921	RecTrac revenue		50.00	CR
110	300	5339	4505	Program Revenue Cor	3/22/2022	4142154921	RecTrac revenue		270.00	CR
110	300	5339	4505	Program Revenue Cor	3/15/2022	4142154921	RecTrac revenue		590.00	CR
110	300	5339	4505	Program Revenue Cor	3/1/2022	4142154921	RecTrac revenue		340.00	CR
110	300	5339	4505	Program Revenue Cor	3/4/2022	4142154921	RecTrac revenue		950.00	CR
110	300	5339	4505	Program Revenue Cor	3/3/2022	4142154921	RecTrac revenue		180.00	CR
110	300	5339	4505	Program Revenue Cor	3/6/2022	4142154921	RecTrac revenue		65.00	CR
110	300	5339	4505	Program Revenue Cor	3/8/2022	4142154921	RecTrac revenue		410.00	CR
110	300	5339	4505	Program Revenue Cor	3/7/2022	4142154921	RecTrac revenue		280.00	CR
110	300	5339	4505	Program Revenue Cor	3/17/2022	4142154921	RecTrac revenue		65.00	CR
110	300	5339	4505	Program Revenue Cor	3/24/2022	4142154921	RecTrac revenue		140.00	CR
110	300	5339	4505	Program Revenue Cor	3/28/2022	4142154921	RecTrac revenue		100.00	CR
110	300	5339	4505	Program Revenue Cor	3/29/2022	4142154921	RecTrac revenue		420.00	CR
110	300	5339	4505	Program Revenue Cor	3/30/2022	4142154921	RecTrac revenue		185.00	CR
110	300	5339	4505	Program Revenue Cor	3/25/2022	4142154921	RecTrac revenue		170.00	CR
110	300	5354	4505	Program Revenue Cor	3/24/2022	4142154921	RecTrac revenue		249.00	CR
110	300	5354	4505	Program Revenue Cor	3/29/2022	4142154921	RecTrac revenue		234.00	CR
110	300	5354	4505	Program Revenue Cor	3/25/2022	4142154921	RecTrac revenue		249.00	CR
110	300	5354	4505	Program Revenue Cor	3/13/2022	4142154921	RecTrac revenue		234.00	CR
110	300	5354	4505	Program Revenue Cor	3/11/2022	4142154921	RecTrac revenue	10.00		CR
110	300	5354	4505	Program Revenue Cor	3/20/2022	4142154921	RecTrac revenue		478.00	CR
110	300	5354	4505	Program Revenue Cor	3/15/2022	4142154921	RecTrac revenue		498.00	CR
110	300	5354	4505	Program Revenue Cor	3/9/2022	4142154921	RecTrac revenue		234.00	CR
110	300	5354	4505	Program Revenue Cor	3/8/2022	4142154921	RecTrac revenue		249.00	CR
110	300	5354	4505	Program Revenue Cor	3/5/2022	4142154921	RecTrac revenue		498.00	CR
110	300	5354	4505	Program Revenue Cor	3/7/2022	4142154921	RecTrac revenue		971.00	CR
110	300	5354	4505	Program Revenue Cor	3/1/2022	4142154921	RecTrac revenue		936.00	CR
110	300	5354	4505	Program Revenue Cor	3/2/2022	4142154921	RecTrac revenue		488.00	CR
110	300	5354	4505	Program Revenue Cor	3/5/2022	4142154921	RecTrac revenue		498.00	CR
110	300	5364	4505	Program Revenue Cor	3/8/2022	4142154921	RecTrac revenue		110.00	CR
110	300	5364	4505	Program Revenue Cor	3/9/2022	4142154921	RecTrac revenue		220.00	CR
110	300	5364	4505	Program Revenue Cor	3/4/2022	4142154921	RecTrac revenue		105.00	CR
110	300	5364	4505	Program Revenue Cor	3/14/2022	4142154921	RecTrac revenue		105.00	CR
110	300	5390	4505	Program Revenue Cor	3/9/2022	4142154921	RecTrac revenue		240.00	CR
110	300	5390	4505	Program Revenue Cor	3/4/2022	4142154921	RecTrac revenue		240.00	CR
110	300	5390	4505	Program Revenue Cor	3/1/2022	4142154921	RecTrac revenue		240.00	CR
110	300	5390	4505	Program Revenue Cor	3/22/2022	4142154921	RecTrac revenue		245.00	CR

110	300	5390	4505	Program Revenue Cor	3/16/2022	4142154921	RecTrac revenue		735.00	CR
110	200	5302	4505	Program Revenue Cor	3/31/2022	001	Amortize November 2021 Revenue		762.00	JV
110	200	5302	4505	Program Revenue Cor	3/31/2022	001	Amortize October 2021 Revenue Deferral		1,139.00	JV
110	200	5302	4505	Program Revenue Cor	3/31/2022	001	Amortize February 2022 Revenue		3,710.00	JV
110	200	5302	4505	Program Revenue Cor	3/31/2022	001	Amortize December 2021 Revenue		783.00	JV
110	200	5302	4505	Program Revenue Cor	3/31/2022	007	Amortize August 2021 Revenue Deferral		167.00	JV
110	200	5302	4505	Program Revenue Cor	3/31/2022	007	Amortize September 2021 Revenue		984.00	JV
110	200	5302	4505	Program Revenue Cor	3/31/2022	1	March 2022 Revenue Deferral	2,523.00		JV
110	200	5302	4505	Program Revenue Cor	3/31/2022	1	Amortize January 2022 Revenue Deferral		2,261.00	JV
110	300	5201	4505	Program Revenue Cor	3/31/2022	001	Amortize February 2022 Revenue		400.00	JV
110	300	5201	4505	Program Revenue Cor	3/31/2022	001	Amortize December 2021 Revenue		60.00	JV
110	300	5201	4505	Program Revenue Cor	3/31/2022	007	Amortize September 2021 Revenue		100.00	JV
110	300	5201	4505	Program Revenue Cor	3/31/2022	1	March 2022 Revenue Deferral	456.00		JV
110	300	5223	4505	Program Revenue Cor	3/31/2022	001	Amortize February 2022 Revenue		40.00	JV
110	300	5249	4505	Program Revenue Cor	3/31/2022	001	Amortize December 2021 Revenue		115.00	JV
110	300	5249	4505	Program Revenue Cor	3/31/2022	1	March 2022 Revenue Deferral	460.00		JV
110	300	5314	4505	Program Revenue Cor	3/31/2022	001	Amortize February 2022 Revenue		2,610.00	JV
110	300	5314	4505	Program Revenue Cor	3/31/2022	001	Amortize October 2021 Revenue Deferral		165.00	JV
110	300	5314	4505	Program Revenue Cor	3/31/2022	1	March 2022 Revenue Deferral	5,265.00		JV
110	300	5314	4505	Program Revenue Cor	3/6/2022	1	REV - MAR22 RT IMPORTS06	660.00		JV
110	300	5314	4505	Program Revenue Cor	3/31/2022	1	Amortize January 2022 Revenue Deferral		960.00	JV
110	300	5331	4505	Program Revenue Cor	3/31/2022	1	March 2022 Revenue Deferral	286.00		JV
110	300	5337	4505	Program Revenue Cor	3/31/2022	1	March 2022 Revenue Deferral	1,315.00		JV
110	300	5339	4505	Program Revenue Cor	3/31/2022	001	Amortize February 2022 Revenue		660.00	JV
110	300	5339	4505	Program Revenue Cor	3/31/2022	1	March 2022 Revenue Deferral	1,700.00		JV
110	300	5339	4505	Program Revenue Cor	3/31/2022	1	Amortize January 2022 Revenue Deferral		235.00	JV
110	300	5354	4505	Program Revenue Cor	3/31/2022	001	Amortize February 2022 Revenue		1,429.00	JV
110	300	5354	4505	Program Revenue Cor	3/6/2022	1	REV - MAR22 RT IMPORTS06	498.00		JV
110	300	5354	4505	Program Revenue Cor	3/31/2022	1	March 2022 Revenue Deferral	2,878.00		JV
110	300	5364	4505	Program Revenue Cor	3/31/2022	1	March 2022 Revenue Deferral	540.00		JV
110	300	5390	4505	Program Revenue Cor	3/31/2022	1	March 2022 Revenue Deferral	1,700.00		JV
110	200	5220	4510	Programming Events I	3/8/2022	4142154921	RecTrac revenue		30.00	CR
110	200	5220	4510	Programming Events I	3/21/2022	4142154921	RecTrac revenue		10.00	CR
110	200	5220	4510	Programming Events I	3/19/2022	4142154921	RecTrac revenue		40.00	CR
110	200	5220	4510	Programming Events I	3/20/2022	4142154921	RecTrac revenue		20.00	CR
110	200	5220	4510	Programming Events I	3/24/2022	4142154921	RecTrac revenue		10.00	CR
110	200	5220	4510	Programming Events I	3/31/2022	4142154921	RecTrac revenue		50.00	CR
110	200	5220	4510	Programming Events I	3/29/2022	4142154921	RecTrac revenue		10.00	CR
110	200	5220	4510	Programming Events I	3/30/2022	4142154921	RecTrac revenue		20.00	CR
110	200	5232	4510	Programming Events I	3/18/2022	4142154921	RecTrac revenue	20.00		CR
110	200	5232	4510	Programming Events I	3/2/2022	4142154921	RecTrac revenue		35.00	CR
110	200	5232	4510	Programming Events I	3/3/2022	4142154921	RecTrac revenue		25.00	CR
110	200	5296	4510	Programming Events I	3/31/2022	4142154921	RecTrac revenue		60.00	CR
110	250	5401	4510	Programming Events I	3/6/2022	4142154921	RecTrac revenue		100.00	CR
110	250	5401	4510	Programming Events I	3/26/2022	4142154921	RecTrac revenue		200.00	CR
110	250	5402	4510	Programming Events I	3/26/2022	4142154921	RecTrac revenue		240.00	CR
110	250	5402	4510	Programming Events I	3/28/2022	4142154921	RecTrac revenue		375.00	CR
110	250	5402	4510	Programming Events I	3/18/2022	4142154921	RecTrac revenue		100.00	CR
110	250	5402	4510	Programming Events I	3/24/2022	4142154921	RecTrac revenue		240.00	CR
110	250	5402	4510	Programming Events I	3/30/2022	4142154921	RecTrac revenue		280.00	CR

110	250	5402	4510	Programming Events I	3/25/2022	4142154921	RecTrac revenue		120.00	CR
110	250	5402	4510	Programming Events I	3/31/2022	4142154921	RecTrac revenue		100.00	CR
110	250	5402	4510	Programming Events I	3/29/2022	4142154921	RecTrac revenue		120.00	CR
110	250	5402	4510	Programming Events I	3/4/2022	4142154921	RecTrac revenue		485.00	CR
110	250	5402	4510	Programming Events I	3/3/2022	4142154921	RecTrac revenue		180.00	CR
110	250	5402	4510	Programming Events I	3/2/2022	4142154921	RecTrac revenue		170.00	CR
110	250	5402	4510	Programming Events I	3/6/2022	4142154921	RecTrac revenue		60.00	CR
110	250	5402	4510	Programming Events I	3/7/2022	4142154921	RecTrac revenue		210.00	CR
110	250	5402	4510	Programming Events I	3/8/2022	4142154921	RecTrac revenue		360.00	CR
110	250	5402	4510	Programming Events I	3/9/2022	4142154921	RecTrac revenue		180.00	CR
110	250	5402	4510	Programming Events I	3/16/2022	4142154921	RecTrac revenue		110.00	CR
110	250	5402	4510	Programming Events I	3/11/2022	4142154921	RecTrac revenue		90.00	CR
110	250	5402	4510	Programming Events I	3/13/2022	4142154921	RecTrac revenue		240.00	CR
110	250	5402	4510	Programming Events I	3/12/2022	4142154921	RecTrac revenue		180.00	CR
110	250	5402	4510	Programming Events I	3/10/2022	4142154921	RecTrac revenue		360.00	CR
110	250	5402	4510	Programming Events I	3/15/2022	4142154921	RecTrac revenue		290.00	CR
110	250	5402	4510	Programming Events I	3/22/2022	4142154921	RecTrac revenue		465.00	CR
110	250	5402	4510	Programming Events I	3/19/2022	4142154921	RecTrac revenue		50.00	CR
110	250	5402	4510	Programming Events I	3/20/2022	4142154921	RecTrac revenue		100.00	CR
110	250	5402	4510	Programming Events I	3/21/2022	4142154921	RecTrac revenue		110.00	CR
110	250	5404	4510	Programming Events I	3/15/2022	4142154921	RecTrac revenue		27.50	CR
110	250	5404	4510	Programming Events I	3/2/2022	4142154921	RecTrac revenue		55.00	CR
110	250	5404	4510	Programming Events I	3/3/2022	4142154921	RecTrac revenue		27.50	CR
110	250	5404	4510	Programming Events I	3/1/2022	4142154921	RecTrac revenue		27.50	CR
110	250	5404	4510	Programming Events I	3/31/2022	4142154921	RecTrac revenue		55.00	CR
110	250	5404	4510	Programming Events I	3/30/2022	4142154921	RecTrac revenue		50.00	CR
110	250	5405	4510	Programming Events I	3/25/2022	4142154921	RecTrac revenue		185.00	CR
110	250	5405	4510	Programming Events I	3/28/2022	4142154921	RecTrac revenue		200.00	CR
110	250	5405	4510	Programming Events I	3/1/2022	4142154921	RecTrac revenue		385.00	CR
110	250	5405	4510	Programming Events I	3/9/2022	4142154921	RecTrac revenue		200.00	CR
110	250	5405	4510	Programming Events I	3/14/2022	4142154921	RecTrac revenue		385.00	CR
110	250	5406	4510	Programming Events I	3/21/2022	4142154921	RecTrac revenue		270.00	CR
110	250	5406	4510	Programming Events I	3/5/2022	4142154921	RecTrac revenue		260.00	CR
110	250	5406	4510	Programming Events I	3/5/2022	4142154921	RecTrac revenue		260.00	CR
110	250	5406	4510	Programming Events I	3/4/2022	4142154921	RecTrac revenue		130.00	CR
110	250	5406	4510	Programming Events I	3/31/2022	4142154921	RecTrac revenue		130.00	CR
110	250	5406	4510	Programming Events I	3/23/2022	4142154921	RecTrac revenue	260.00		CR
110	250	5410	4510	Programming Events I	3/31/2022	4142154921	RecTrac revenue		36.00	CR
110	250	5410	4510	Programming Events I	3/25/2022	4142154921	RecTrac revenue		4.00	CR
110	250	5410	4510	Programming Events I	3/30/2022	4142154921	RecTrac revenue		48.00	CR
110	250	5410	4510	Programming Events I	3/28/2022	4142154921	RecTrac revenue		8.00	CR
110	250	5410	4510	Programming Events I	3/26/2022	4142154921	RecTrac revenue		4.00	CR
110	250	5410	4510	Programming Events I	3/24/2022	4142154921	RecTrac revenue		12.00	CR
110	250	5410	4510	Programming Events I	3/17/2022	4142154921	RecTrac revenue		8.00	CR
110	250	5410	4510	Programming Events I	3/18/2022	4142154921	RecTrac revenue		8.00	CR
110	250	5410	4510	Programming Events I	3/8/2022	4142154921	RecTrac revenue		8.00	CR
110	250	5410	4510	Programming Events I	3/20/2022	4142154921	RecTrac revenue		8.00	CR
110	250	5410	4510	Programming Events I	3/13/2022	4142154921	RecTrac revenue		4.00	CR
110	250	5410	4510	Programming Events I	3/16/2022	4142154921	RecTrac revenue		12.00	CR
110	250	5412	4510	Programming Events I	3/26/2022	4142154921	RecTrac revenue		60.00	CR

110	250	5412	4510	Programming Events I	3/28/2022	4142154921	RecTrac revenue		180.00	CR
110	250	5412	4510	Programming Events I	3/25/2022	4142154921	RecTrac revenue		120.00	CR
110	250	5420	4510	Programming Events I	3/28/2022	4142154921	RecTrac revenue		260.00	CR
110	250	5420	4510	Programming Events I	3/24/2022	4142154921	RecTrac revenue		460.00	CR
110	250	5432	4510	Programming Events I	3/31/2022	4142154921	RecTrac revenue		60.00	CR
110	250	5436	4510	Programming Events I	3/29/2022	4142154921	RecTrac revenue		45.00	CR
110	250	5436	4510	Programming Events I	3/11/2022	4142154921	RecTrac revenue		45.00	CR
110	250	5436	4510	Programming Events I	3/21/2022	4142154921	RecTrac revenue		60.00	CR
110	250	5436	4510	Programming Events I	3/9/2022	4142154921	RecTrac revenue		50.00	CR
110	250	5436	4510	Programming Events I	3/4/2022	4142154921	RecTrac revenue		45.00	CR
110	250	5450	4510	Programming Events I	3/7/2022	4142154921	RecTrac revenue		120.00	CR
110	250	5450	4510	Programming Events I	3/25/2022	4142154921	RecTrac revenue		60.00	CR
110	250	5450	4510	Programming Events I	3/26/2022	4142154921	RecTrac revenue		60.00	CR
110	250	5451	4510	Programming Events I	3/28/2022	4142154921	RecTrac revenue		120.00	CR
110	250	5451	4510	Programming Events I	3/24/2022	4142154921	RecTrac revenue		60.00	CR
110	250	5451	4510	Programming Events I	3/17/2022	4142154921	RecTrac revenue		60.00	CR
110	250	5451	4510	Programming Events I	3/29/2022	4142154921	RecTrac revenue	60.00		CR
110	250	5451	4510	Programming Events I	3/6/2022	4142154921	RecTrac revenue		50.00	CR
110	250	5451	4510	Programming Events I	3/9/2022	4142154921	RecTrac revenue		105.00	CR
110	250	5451	4510	Programming Events I	3/3/2022	4142154921	RecTrac revenue		230.00	CR
110	250	5451	4510	Programming Events I	3/4/2022	4142154921	RecTrac revenue		360.00	CR
110	250	5451	4510	Programming Events I	3/2/2022	4142154921	RecTrac revenue		60.00	CR
110	250	5451	4510	Programming Events I	3/1/2022	4142154921	RecTrac revenue		50.00	CR
110	250	5451	4510	Programming Events I	3/21/2022	4142154921	RecTrac revenue		170.00	CR
110	250	5451	4510	Programming Events I	3/18/2022	4142154921	RecTrac revenue		110.00	CR
110	250	5451	4510	Programming Events I	3/15/2022	4142154921	RecTrac revenue		45.00	CR
110	250	5451	4510	Programming Events I	3/22/2022	4142154921	RecTrac revenue		45.00	CR
110	250	5451	4510	Programming Events I	3/20/2022	4142154921	RecTrac revenue		50.00	CR
110	250	5451	4510	Programming Events I	3/14/2022	4142154921	RecTrac revenue		50.00	CR
110	250	5451	4510	Programming Events I	3/16/2022	4142154921	RecTrac revenue		60.00	CR
110	250	5451	4510	Programming Events I	3/12/2022	4142154921	RecTrac revenue		180.00	CR
110	250	5454	4510	Programming Events I	3/18/2022	4142154921	RecTrac revenue		36.00	CR
110	250	5461	4510	Programming Events I	3/2/2022	4142154921	RecTrac revenue		125.00	CR
110	250	5461	4510	Programming Events I	3/8/2022	4142154921	RecTrac revenue		127.50	CR
110	250	5465	4510	Programming Events I	3/6/2022	4142154921	RecTrac revenue		100.00	CR
110	250	5465	4510	Programming Events I	3/3/2022	4142154921	RecTrac revenue		190.00	CR
110	250	5465	4510	Programming Events I	3/16/2022	4142154921	RecTrac revenue		100.00	CR
110	250	5465	4510	Programming Events I	3/11/2022	4142154921	RecTrac revenue		100.00	CR
110	250	5465	4510	Programming Events I	3/22/2022	4142154921	RecTrac revenue	100.00		CR
110	250	5466	4510	Programming Events I	3/22/2022	4142154921	RecTrac revenue		100.00	CR
110	250	5466	4510	Programming Events I	3/9/2022	4142154921	RecTrac revenue		90.00	CR
110	250	5468	4510	Programming Events I	3/24/2022	4142154921	RecTrac revenue		340.00	CR
110	250	5468	4510	Programming Events I	3/28/2022	4142154921	RecTrac revenue		200.00	CR
110	250	5468	4510	Programming Events I	3/27/2022	4142154921	RecTrac revenue		90.00	CR
110	300	5215	4510	Programming Events I	3/23/2022	4142154921	RecTrac revenue		80.00	CR
110	300	5215	4510	Programming Events I	3/31/2022	4142154921	RecTrac revenue		180.00	CR
110	300	5215	4510	Programming Events I	3/25/2022	4142154921	RecTrac revenue		120.00	CR
110	300	5215	4510	Programming Events I	3/30/2022	4142154921	RecTrac revenue		30.00	CR
110	300	5215	4510	Programming Events I	3/28/2022	4142154921	RecTrac revenue		60.00	CR
110	300	5215	4510	Programming Events I	3/18/2022	4142154921	RecTrac revenue	45.00		CR

110	300	5215	4510	Programming Events I	3/17/2022	4142154921	RecTrac revenue		15.00	CR
110	300	5215	4510	Programming Events I	3/24/2022	4142154921	RecTrac revenue		60.00	CR
110	300	5215	4510	Programming Events I	3/22/2022	4142154921	RecTrac revenue		90.00	CR
110	300	5215	4510	Programming Events I	3/14/2022	4142154921	RecTrac revenue		90.00	CR
110	300	5224	4510	Programming Events I	3/25/2022	4142154921	RecTrac revenue		15.00	CR
110	300	5224	4510	Programming Events I	3/17/2022	4142154921	RecTrac revenue		20.00	CR
110	300	5224	4510	Programming Events I	3/28/2022	4142154921	RecTrac revenue		20.00	CR
110	300	5224	4510	Programming Events I	3/6/2022	4142154921	RecTrac revenue		15.00	CR
110	300	5230	4510	Programming Events I	3/1/2022	4142154921	RecTrac revenue		5.00	CR
110	300	5230	4510	Programming Events I	3/4/2022	4142154921	RecTrac revenue		5.00	CR
110	300	5230	4510	Programming Events I	3/2/2022	4142154921	RecTrac revenue		5.00	CR
110	300	5242	4510	Programming Events I	3/18/2022	4142154921	RecTrac revenue	162.00		CR
110	300	5248	4510	Programming Events I	3/2/2022	4142154921	RecTrac revenue		5.00	CR
110	300	5256	4510	Programming Events I	3/3/2022	4142154921	RecTrac revenue		23.00	CR
110	300	5256	4510	Programming Events I	3/15/2022	4142154921	RecTrac revenue		25.00	CR
110	300	5256	4510	Programming Events I	3/25/2022	4142154921	RecTrac revenue		25.00	CR
110	300	5256	4510	Programming Events I	3/17/2022	4142154921	RecTrac revenue		20.00	CR
110	300	5276	4510	Programming Events I	3/9/2022	4142154921	RecTrac revenue		30.00	CR
110	200	5220	4510	Programming Events I	3/31/2022	1	March 2022 Revenue Deferral	190.00		JV
110	200	5232	4510	Programming Events I	3/31/2022	001	Amortize February 2022 Revenue		330.00	JV
110	200	5232	4510	Programming Events I	3/31/2022	001	Amortize October 2021 Revenue Deferral		20.00	JV
110	200	5232	4510	Programming Events I	3/31/2022	001	Amortize December 2021 Revenue		105.00	JV
110	200	5232	4510	Programming Events I	3/31/2022	1	Amortize January 2022 Revenue Deferral		65.00	JV
110	200	5296	4510	Programming Events I	3/31/2022	1	March 2022 Revenue Deferral	60.00		JV
110	250	5401	4510	Programming Events I	3/31/2022	001	Amortize December 2021 Revenue		60.00	JV
110	250	5401	4510	Programming Events I	3/31/2022	001	Amortize February 2022 Revenue		300.00	JV
110	250	5401	4510	Programming Events I	3/31/2022	1	March 2022 Revenue Deferral	300.00		JV
110	250	5402	4510	Programming Events I	3/31/2022	001	Amortize February 2022 Revenue		705.00	JV
110	250	5402	4510	Programming Events I	3/31/2022	001	Amortize October 2021 Revenue Deferral		110.00	JV
110	250	5402	4510	Programming Events I	3/31/2022	1	March 2022 Revenue Deferral	5,010.00		JV
110	250	5402	4510	Programming Events I	3/31/2022	1	Amortize January 2022 Revenue Deferral		230.00	JV
110	250	5404	4510	Programming Events I	3/31/2022	001	Amortize February 2022 Revenue		55.00	JV
110	250	5404	4510	Programming Events I	3/31/2022	001	Amortize December 2021 Revenue		82.50	JV
110	250	5404	4510	Programming Events I	3/31/2022	1	March 2022 Revenue Deferral	77.50		JV
110	250	5405	4510	Programming Events I	3/31/2022	001	Amortize February 2022 Revenue		190.00	JV
110	250	5405	4510	Programming Events I	3/31/2022	1	March 2022 Revenue Deferral	1,145.00		JV
110	250	5406	4510	Programming Events I	3/6/2022	1	REV - MAR22 RT IMPORTS06	260.00		JV
110	250	5406	4510	Programming Events I	3/31/2022	1	March 2022 Revenue Deferral	530.00		JV
110	250	5410	4510	Programming Events I	3/31/2022	1	March 2022 Revenue Deferral	152.00		JV
110	250	5412	4510	Programming Events I	3/31/2022	1	March 2022 Revenue Deferral	360.00		JV
110	250	5420	4510	Programming Events I	3/31/2022	1	March 2022 Revenue Deferral	520.00		JV
110	250	5432	4510	Programming Events I	3/31/2022	1	March 2022 Revenue Deferral	60.00		JV
110	250	5436	4510	Programming Events I	3/31/2022	1	March 2022 Revenue Deferral	245.00		JV
110	250	5450	4510	Programming Events I	3/31/2022	001	Amortize February 2022 Revenue		180.00	JV
110	250	5450	4510	Programming Events I	3/31/2022	1	March 2022 Revenue Deferral	240.00		JV
110	250	5450	4510	Programming Events I	3/31/2022	1	Amortize January 2022 Revenue Deferral		60.00	JV
110	250	5451	4510	Programming Events I	3/31/2022	001	Amortize February 2022 Revenue		50.00	JV
110	250	5451	4510	Programming Events I	3/31/2022	1	March 2022 Revenue Deferral	1,695.00		JV
110	250	5451	4510	Programming Events I	3/31/2022	1	Amortize January 2022 Revenue Deferral		60.00	JV
110	250	5461	4510	Programming Events I	3/31/2022	001	Amortize December 2021 Revenue		265.00	JV

110	250	5461	4510	Programming Events I	3/31/2022	1	March 2022 Revenue Deferral	517.50		JV
110	250	5465	4510	Programming Events I	3/31/2022	001	Amortize February 2022 Revenue		365.00	JV
110	250	5465	4510	Programming Events I	3/31/2022	1	March 2022 Revenue Deferral	100.00		JV
110	250	5466	4510	Programming Events I	3/31/2022	001	Amortize February 2022 Revenue		80.00	JV
110	250	5466	4510	Programming Events I	3/31/2022	1	March 2022 Revenue Deferral	180.00		JV
110	250	5466	4510	Programming Events I	3/31/2022	1	Amortize January 2022 Revenue Deferral		270.00	JV
110	250	5468	4510	Programming Events I	3/31/2022	1	March 2022 Revenue Deferral	630.00		JV
110	300	5215	4510	Programming Events I	3/31/2022	001	Amortize December 2021 Revenue		90.00	JV
110	300	5215	4510	Programming Events I	3/31/2022	001	Amortize November 2021 Revenue		75.00	JV
110	300	5215	4510	Programming Events I	3/31/2022	001	Amortize October 2021 Revenue Deferral		90.00	JV
110	300	5215	4510	Programming Events I	3/31/2022	007	Amortize September 2021 Revenue		55.00	JV
110	300	5215	4510	Programming Events I	3/31/2022	007	Amortize August 2021 Revenue Deferral		360.00	JV
110	300	5215	4510	Programming Events I	3/31/2022	1	March 2022 Revenue Deferral	680.00		JV
110	300	5215	4510	Programming Events I	3/31/2022	1	Amortize January 2022 Revenue Deferral		30.00	JV
110	300	5224	4510	Programming Events I	3/31/2022	001	Amortize February 2022 Revenue		10.00	JV
110	300	5224	4510	Programming Events I	3/31/2022	001	Amortize October 2021 Revenue Deferral		10.00	JV
110	300	5224	4510	Programming Events I	3/31/2022	1	March 2022 Revenue Deferral	35.00		JV
110	300	5230	4510	Programming Events I	3/31/2022	001	Amortize February 2022 Revenue		20.00	JV
110	300	5242	4510	Programming Events I	3/31/2022	007	Amortize August 2021 Revenue Deferral		10.00	JV
110	300	5256	4510	Programming Events I	3/31/2022	1	March 2022 Revenue Deferral	93.00		JV
110	300	5276	4510	Programming Events I	3/31/2022	1	March 2022 Revenue Deferral	30.00		JV
110	120	5504	4502	Promotional Materials	3/9/2022	4142154921	RecTrac revenue		5.00	CR
110	120	5504	4502	Promotional Materials	3/7/2022	4142154921	RecTrac revenue		15.00	CR
110	200	5502	4502	Promotional Materials	3/23/2022	4142154921	RecTrac revenue		6.00	CR
110	120	1000	4502	Promotional Materials	3/31/2022	001	Monthly Sales Tax Payment - Tshirts	3.21		JV
110	120	1000	4101	Property Tax Income	3/1/2022	TAX RECEIPT0:	WILLIAMSON COUNTY TAX OFFI MAR 22 TAX RECEIPTS		6,162.31	CR
110	120	1000	4101	Property Tax Income	3/1/2022	TAX RECEIPT0:	WILLIAMSON COUNTY TAX OFFI MAR 22 TAX RECEIPTS		2,017.09	CR
110	120	1000	4101	Property Tax Income	3/1/2022	TAX RECEIPT0:	WILLIAMSON COUNTY TAX OFFI MAR 22 TAX RECEIPTS		6,850.50	CR
110	120	1000	4101	Property Tax Income	3/1/2022	TAX RECEIPT0:	WILLIAMSON COUNTY TAX OFFI MAR 22 TAX RECEIPTS		3,900.30	CR
110	120	1000	4101	Property Tax Income	3/1/2022	TAX RECEIPT0:	WILLIAMSON COUNTY TAX OFFI MAR 22 TAX RECEIPTS		1,890.70	CR
110	120	1000	4101	Property Tax Income	3/1/2022	TAX RECEIPT0:	WILLIAMSON COUNTY TAX OFFI MAR 22 TAX RECEIPTS		2,311.03	CR
110	120	1000	4101	Property Tax Income	3/1/2022	TAX RECEIPT0:	WILLIAMSON COUNTY TAX OFFI MAR 22 TAX RECEIPTS		5,085.07	CR
110	120	1000	4101	Property Tax Income	3/1/2022	TAX RECEIPT0:	WILLIAMSON COUNTY TAX OFFI MAR 22 TAX RECEIPTS		1,744.03	CR
110	120	1000	4101	Property Tax Income	3/1/2022	TAX RECEIPT0:	WILLIAMSON COUNTY TAX OFFI MAR 22 TAX RECEIPTS		1,161.20	CR
110	120	1000	4101	Property Tax Income	3/1/2022	TAX RECEIPT0:	WILLIAMSON COUNTY TAX OFFI MAR 22 TAX RECEIPTS		814.98	CR
110	120	1000	4101	Property Tax Income	3/1/2022	TAX RECEIPT0:	WILLIAMSON COUNTY TAX OFFI MAR 22 TAX RECEIPTS		2,354.89	CR
110	120	1000	4101	Property Tax Income	3/1/2022	TAX RECEIPT0:	WILLIAMSON COUNTY TAX OFFI MAR 22 TAX RECEIPTS	215.97		CR
110	120	1000	4101	Property Tax Income	3/1/2022	TAX RECEIPT0:	WILLIAMSON COUNTY TAX OFFI MAR 22 TAX RECEIPTS		1,287.87	CR
110	120	1000	4101	Property Tax Income	3/1/2022	TAX RECEIPT0:	WILLIAMSON COUNTY TAX OFFI MAR 22 TAX RECEIPTS		1,177.22	CR
110	120	1000	4101	Property Tax Income	3/1/2022	TAX RECEIPT0:	WILLIAMSON COUNTY TAX OFFI MAR 22 TAX RECEIPTS		2,747.85	CR
110	120	1000	4101	Property Tax Income	3/1/2022	TAX RECEIPT0:	WILLIAMSON COUNTY TAX OFFI MAR 22 TAX RECEIPTS		383.06	CR
110	120	1000	4101	Property Tax Income	3/1/2022	TAX RECEIPT0:	WILLIAMSON COUNTY TAX OFFI MAR 22 TAX RECEIPTS		5,535.82	CR
110	120	1000	4101	Property Tax Income	3/1/2022	TAX RECEIPT0:	WILLIAMSON COUNTY TAX OFFI MAR 22 TAX RECEIPTS		1,581.59	CR
110	120	1000	4101	Property Tax Income	3/1/2022	TAX RECEIPT0:	WILLIAMSON COUNTY TAX OFFI MAR 22 TAX RECEIPTS		407.99	CR
110	120	1000	4101	Property Tax Income	3/1/2022	TAX RECEIPT0:	WILLIAMSON COUNTY TAX OFFI MAR 22 TAX RECEIPTS		5,900.04	CR
110	120	1000	4101	Property Tax Income	3/1/2022	TAX RECEIPT0:	WILLIAMSON COUNTY TAX OFFI MAR 22 TAX RECEIPTS		3,530.17	CR
110	120	1000	4101	Property Tax Income	3/1/2022	TAX RECEIPT0:	WILLIAMSON COUNTY TAX OFFI MAR 22 TAX RECEIPTS		2,720.23	CR
110	120	1000	4101	Property Tax Income	3/1/2022	TAX RECEIPT0:	WILLIAMSON COUNTY TAX OFFI MAR 22 TAX RECEIPTS		6,420.28	CR
610	610	1000	4101	Property Tax Income	3/1/2022	TAX RECEIPT0:	WILLIAMSON COUNTY TAX OFFI MAR 22 TAX RECEIPTS		2,369.67	CR
610	610	1000	4101	Property Tax Income	3/1/2022	TAX RECEIPT0:	WILLIAMSON COUNTY TAX OFFI MAR 22 TAX RECEIPTS		775.65	CR

610	610	1000	4101	Property Tax Income	3/1/2022	TAX RECEIPT03	WILLIAMSON COUNTY TAX OFFI	MAR 22 TAX RECEIPTS		2,634.30	CR
610	610	1000	4101	Property Tax Income	3/1/2022	TAX RECEIPT03	WILLIAMSON COUNTY TAX OFFI	MAR 22 TAX RECEIPTS		1,499.83	CR
610	610	1000	4101	Property Tax Income	3/1/2022	TAX RECEIPT03	WILLIAMSON COUNTY TAX OFFI	MAR 22 TAX RECEIPTS		727.06	CR
610	610	1000	4101	Property Tax Income	3/1/2022	TAX RECEIPT03	WILLIAMSON COUNTY TAX OFFI	MAR 22 TAX RECEIPTS		888.71	CR
610	610	1000	4101	Property Tax Income	3/1/2022	TAX RECEIPT03	WILLIAMSON COUNTY TAX OFFI	MAR 22 TAX RECEIPTS		1,955.43	CR
610	610	1000	4101	Property Tax Income	3/1/2022	TAX RECEIPT03	WILLIAMSON COUNTY TAX OFFI	MAR 22 TAX RECEIPTS		670.65	CR
610	610	1000	4101	Property Tax Income	3/1/2022	TAX RECEIPT03	WILLIAMSON COUNTY TAX OFFI	MAR 22 TAX RECEIPTS		446.53	CR
610	610	1000	4101	Property Tax Income	3/1/2022	TAX RECEIPT03	WILLIAMSON COUNTY TAX OFFI	MAR 22 TAX RECEIPTS		313.40	CR
610	610	1000	4101	Property Tax Income	3/1/2022	TAX RECEIPT03	WILLIAMSON COUNTY TAX OFFI	MAR 22 TAX RECEIPTS		905.58	CR
610	610	1000	4101	Property Tax Income	3/1/2022	TAX RECEIPT03	WILLIAMSON COUNTY TAX OFFI	MAR 22 TAX RECEIPTS	83.06		CR
610	610	1000	4101	Property Tax Income	3/1/2022	TAX RECEIPT03	WILLIAMSON COUNTY TAX OFFI	MAR 22 TAX RECEIPTS		495.26	CR
610	610	1000	4101	Property Tax Income	3/1/2022	TAX RECEIPT03	WILLIAMSON COUNTY TAX OFFI	MAR 22 TAX RECEIPTS		452.68	CR
610	610	1000	4101	Property Tax Income	3/1/2022	TAX RECEIPT03	WILLIAMSON COUNTY TAX OFFI	MAR 22 TAX RECEIPTS		1,056.66	CR
610	610	1000	4101	Property Tax Income	3/1/2022	TAX RECEIPT03	WILLIAMSON COUNTY TAX OFFI	MAR 22 TAX RECEIPTS		147.30	CR
610	610	1000	4101	Property Tax Income	3/1/2022	TAX RECEIPT03	WILLIAMSON COUNTY TAX OFFI	MAR 22 TAX RECEIPTS		2,128.76	CR
610	610	1000	4101	Property Tax Income	3/1/2022	TAX RECEIPT03	WILLIAMSON COUNTY TAX OFFI	MAR 22 TAX RECEIPTS		608.19	CR
610	610	1000	4101	Property Tax Income	3/1/2022	TAX RECEIPT03	WILLIAMSON COUNTY TAX OFFI	MAR 22 TAX RECEIPTS		156.89	CR
610	610	1000	4101	Property Tax Income	3/1/2022	TAX RECEIPT03	WILLIAMSON COUNTY TAX OFFI	MAR 22 TAX RECEIPTS		2,268.83	CR
610	610	1000	4101	Property Tax Income	3/1/2022	TAX RECEIPT03	WILLIAMSON COUNTY TAX OFFI	MAR 22 TAX RECEIPTS		1,357.50	CR
610	610	1000	4101	Property Tax Income	3/1/2022	TAX RECEIPT03	WILLIAMSON COUNTY TAX OFFI	MAR 22 TAX RECEIPTS		1,046.06	CR
610	610	1000	4101	Property Tax Income	3/1/2022	TAX RECEIPT03	WILLIAMSON COUNTY TAX OFFI	MAR 22 TAX RECEIPTS		2,468.88	CR
110	500	1000	4240	Raw Water Sales	3/31/2022	5	Williamson County	WILCO-RAW WATER SALES		2,746.70	CR
110	500	1000	4240	Raw Water Sales	3/31/2022	6	CITY OF GEORGETOWN-CHISOLM	CTSUD-RAW WATER		5,123.50	CR
110			1222	Rec Trac Accounts Rec	3/31/2022	4142154921		RecTrac revenue		5,302.51	CR
110			1222	Rec Trac Accounts Rec	3/23/2022	4142154921		RecTrac revenue		2,057.50	CR
110			1222	Rec Trac Accounts Rec	3/29/2022	4142154921		RecTrac revenue		17,777.50	CR
110			1222	Rec Trac Accounts Rec	3/30/2022	4142154921		RecTrac revenue		9,490.58	CR
110			1222	Rec Trac Accounts Rec	3/25/2022	4142154921		RecTrac revenue		619.75	CR
110			1222	Rec Trac Accounts Rec	3/28/2022	4142154921		RecTrac revenue		3,595.00	CR
110			1222	Rec Trac Accounts Rec	3/24/2022	4142154921		RecTrac revenue	864.50		CR
110			1222	Rec Trac Accounts Rec	3/17/2022	4142154921		RecTrac revenue	763.84		CR
110			1222	Rec Trac Accounts Rec	3/9/2022	4142154921		RecTrac revenue	77.50		CR
110			1222	Rec Trac Accounts Rec	3/7/2022	4142154921		RecTrac revenue		947.63	CR
110			1222	Rec Trac Accounts Rec	3/8/2022	4142154921		RecTrac revenue		838.75	CR
110			1222	Rec Trac Accounts Rec	3/2/2022	4142154921		RecTrac revenue	10,590.75		CR
110			1222	Rec Trac Accounts Rec	3/1/2022	4142154921		RecTrac revenue	14,073.50		CR
110			1222	Rec Trac Accounts Rec	3/3/2022	4142154921		RecTrac revenue	347.07		CR
110			1222	Rec Trac Accounts Rec	3/4/2022	4142154921		RecTrac revenue		1,343.75	CR
110			1222	Rec Trac Accounts Rec	3/18/2022	4142154921		RecTrac revenue	5,631.50		CR
110			1222	Rec Trac Accounts Rec	3/21/2022	4142154921		RecTrac revenue		78.33	CR
110			1222	Rec Trac Accounts Rec	3/19/2022	4142154921		RecTrac revenue		674.50	CR
110			1222	Rec Trac Accounts Rec	3/22/2022	4142154921		RecTrac revenue	637.00		CR
110			1222	Rec Trac Accounts Rec	3/15/2022	4142154921		RecTrac revenue	9,968.25		CR
110			1222	Rec Trac Accounts Rec	3/16/2022	4142154921		RecTrac revenue	5,754.25		CR
110			1222	Rec Trac Accounts Rec	3/11/2022	4142154921		RecTrac revenue	185.00		CR
110			1222	Rec Trac Accounts Rec	3/14/2022	4142154921		RecTrac revenue	6,579.50		CR
110			1222	Rec Trac Accounts Rec	3/10/2022	4142154921		RecTrac revenue	2,564.50		CR
110			2170	Rec Trac Credit Balanc	3/18/2022	4142154921		RecTrac revenue	217.50		CR
110			2170	Rec Trac Credit Balanc	3/21/2022	4142154921		RecTrac revenue	370.00		CR
110			2170	Rec Trac Credit Balanc	3/19/2022	4142154921		RecTrac revenue	40.00		CR

110			2170	Rec Trac Credit Balanc	3/22/2022	4142154921		RecTrac revenue	175.00		CR
110			2170	Rec Trac Credit Balanc	3/15/2022	4142154921		RecTrac revenue		535.00	CR
110			2170	Rec Trac Credit Balanc	3/16/2022	4142154921		RecTrac revenue		220.00	CR
110			2170	Rec Trac Credit Balanc	3/11/2022	4142154921		RecTrac revenue		211.50	CR
110			2170	Rec Trac Credit Balanc	3/14/2022	4142154921		RecTrac revenue		165.00	CR
110			2170	Rec Trac Credit Balanc	3/10/2022	4142154921		RecTrac revenue	10.00		CR
110			2170	Rec Trac Credit Balanc	3/2/2022	4142154921		RecTrac revenue	85.00		CR
110			2170	Rec Trac Credit Balanc	3/1/2022	4142154921		RecTrac revenue		77.64	CR
110			2170	Rec Trac Credit Balanc	3/3/2022	4142154921		RecTrac revenue		115.07	CR
110			2170	Rec Trac Credit Balanc	3/4/2022	4142154921		RecTrac revenue	280.00		CR
110			2170	Rec Trac Credit Balanc	3/7/2022	4142154921		RecTrac revenue	10.00		CR
110			2170	Rec Trac Credit Balanc	3/8/2022	4142154921		RecTrac revenue		115.00	CR
110			2170	Rec Trac Credit Balanc	3/9/2022	4142154921		RecTrac revenue	263.75		CR
110			2170	Rec Trac Credit Balanc	3/25/2022	4142154921		RecTrac revenue	65.00		CR
110			2170	Rec Trac Credit Balanc	3/28/2022	4142154921		RecTrac revenue	173.00		CR
110			2170	Rec Trac Credit Balanc	3/24/2022	4142154921		RecTrac revenue	17.00		CR
110			2170	Rec Trac Credit Balanc	3/17/2022	4142154921		RecTrac revenue	48.66		CR
110			2170	Rec Trac Credit Balanc	3/29/2022	4142154921		RecTrac revenue		20.00	CR
110			2170	Rec Trac Credit Balanc	3/23/2022	4142154921		RecTrac revenue	120.00		CR
110			2170	Rec Trac Credit Balanc	3/31/2022	4142154921		RecTrac revenue		66.00	CR
110			2143	Rec Trac Rental Depos	3/31/2022	4142154921		RecTrac revenue		400.00	CR
110			2143	Rec Trac Rental Depos	3/23/2022	4142154921		RecTrac revenue		250.00	CR
110			2143	Rec Trac Rental Depos	3/25/2022	4142154921		RecTrac revenue		250.00	CR
110			2143	Rec Trac Rental Depos	3/30/2022	4142154921		RecTrac revenue		300.00	CR
110			2143	Rec Trac Rental Depos	3/29/2022	4142154921		RecTrac revenue		150.00	CR
110			2143	Rec Trac Rental Depos	3/17/2022	4142154921		RecTrac revenue		400.00	CR
110			2143	Rec Trac Rental Depos	3/24/2022	4142154921		RecTrac revenue	1,230.00		CR
110			2143	Rec Trac Rental Depos	3/28/2022	4142154921		RecTrac revenue		250.00	CR
110			2143	Rec Trac Rental Depos	3/9/2022	4142154921		RecTrac revenue		200.00	CR
110			2143	Rec Trac Rental Depos	3/8/2022	4142154921		RecTrac revenue		250.00	CR
110			2143	Rec Trac Rental Depos	3/7/2022	4142154921		RecTrac revenue		1,000.00	CR
110			2143	Rec Trac Rental Depos	3/3/2022	4142154921		RecTrac revenue	1,000.00		CR
110			2143	Rec Trac Rental Depos	3/1/2022	4142154921		RecTrac revenue		750.00	CR
110			2143	Rec Trac Rental Depos	3/2/2022	4142154921		RecTrac revenue		260.00	CR
110			2143	Rec Trac Rental Depos	3/10/2022	4142154921		RecTrac revenue		750.00	CR
110			2143	Rec Trac Rental Depos	3/14/2022	4142154921		RecTrac revenue		200.00	CR
110			2143	Rec Trac Rental Depos	3/11/2022	4142154921		RecTrac revenue	800.00		CR
110			2143	Rec Trac Rental Depos	3/16/2022	4142154921		RecTrac revenue		300.00	CR
110			2143	Rec Trac Rental Depos	3/15/2022	4142154921		RecTrac revenue		750.00	CR
110			2143	Rec Trac Rental Depos	3/22/2022	4142154921		RecTrac revenue		700.00	CR
110			2143	Rec Trac Rental Depos	3/21/2022	4142154921		RecTrac revenue		1,100.00	CR
110			2143	Rec Trac Rental Depos	3/18/2022	4142154921		RecTrac revenue	2,275.00		CR
110	140	1000	6325	Recruiting Expense	3/31/2022	001		CATSONE.COM Application Transaction	683.01		JV
110	140	1000	6325	Recruiting Expense	3/31/2022	001		CATSONE.COM Credit for erroroneous		683.01	JV
110			2102	Refund Clearing Accou	3/17/2022	380583	DARSHAN VARTAK	Reservation #22098 Deposit Refund	17.50		API
110			2102	Refund Clearing Accou	3/23/2022	4142154921		RecTrac offset		17.50	CR
110	540	1000	4301	Regulatory Complianc	3/1/2022	89233		Regulatory Compliance Fee		2.25	CR
110	540	1000	4301	Regulatory Complianc	3/1/2022	89234		Regulatory Compliance Fee		1.50	CR
110	540	1000	4301	Regulatory Complianc	3/1/2022	89236		Regulatory Compliance Fee		1.50	CR
110	540	1000	4301	Regulatory Complianc	3/1/2022	89237		Regulatory Compliance Fee		1.50	CR

110	540	1000	4301	Regulatory Complianc	3/1/2022	89238	Regulatory Compliance Fee	1.50	CR
110	540	1000	4301	Regulatory Complianc	3/1/2022	89242	Regulatory Compliance Fee	1.50	CR
110	540	1000	4301	Regulatory Complianc	3/1/2022	89243	Regulatory Compliance Fee	1.50	CR
110	540	1000	4301	Regulatory Complianc	3/1/2022	89244	Regulatory Compliance Fee	1.50	CR
110	540	1000	4301	Regulatory Complianc	3/1/2022	89245	Regulatory Compliance Fee	1.50	CR
110	540	1000	4301	Regulatory Complianc	3/1/2022	89246	Regulatory Compliance Fee	1.50	CR
110	540	1000	4301	Regulatory Complianc	3/1/2022	89247	Regulatory Compliance Fee	1.50	CR
110	540	1000	4301	Regulatory Complianc	3/1/2022	89248	Regulatory Compliance Fee	1.50	CR
110	540	1000	4301	Regulatory Complianc	3/1/2022	89249	Regulatory Compliance Fee	1.50	CR
110	540	1000	4301	Regulatory Complianc	3/1/2022	89250	Regulatory Compliance Fee	1.50	CR
110	540	1000	4301	Regulatory Complianc	3/1/2022	89251	Regulatory Compliance Fee	1.50	CR
110	540	1000	4301	Regulatory Complianc	3/1/2022	89252	Regulatory Compliance Fee	1.50	CR
110	540	1000	4301	Regulatory Complianc	3/2/2022	89258	Regulatory Compliance Fee	10,126.13	CR
110	540	1000	4301	Regulatory Complianc	3/2/2022	89261	Regulatory Compliance Fee	7.50	CR
110	540	1000	4301	Regulatory Complianc	3/7/2022	89275	Regulatory Compliance Fee	1.50	CR
110	540	1000	4301	Regulatory Complianc	3/7/2022	89276	Regulatory Compliance Fee	1.50	CR
110	540	1000	4301	Regulatory Complianc	3/7/2022	89277	Regulatory Compliance Fee	1.50	CR
110	540	1000	4301	Regulatory Complianc	3/7/2022	89278	Regulatory Compliance Fee	1.50	CR
110	540	1000	4301	Regulatory Complianc	3/7/2022	89279	Regulatory Compliance Fee	1.50	CR
110	540	1000	4301	Regulatory Complianc	3/7/2022	89282	Regulatory Compliance Fee	1.50	CR
110	540	1000	4301	Regulatory Complianc	3/7/2022	89284	Regulatory Compliance Fee	1.50	CR
110	540	1000	4301	Regulatory Complianc	3/7/2022	89286	Regulatory Compliance Fee	1.50	CR
110	540	1000	4301	Regulatory Complianc	3/7/2022	89287	Regulatory Compliance Fee	1.50	CR
110	540	1000	4301	Regulatory Complianc	3/7/2022	89288	Regulatory Compliance Fee	1.50	CR
110	540	1000	4301	Regulatory Complianc	3/8/2022	89293	Regulatory Compliance Fee	1.50	CR
110	540	1000	4301	Regulatory Complianc	3/8/2022	89296	Regulatory Compliance Fee	1.50	CR
110	540	1000	4301	Regulatory Complianc	3/8/2022	89297	Regulatory Compliance Fee	1.50	CR
110	540	1000	4301	Regulatory Complianc	3/8/2022	89298	Regulatory Compliance Fee	1.50	CR
110	540	1000	4301	Regulatory Complianc	3/8/2022	89299	Regulatory Compliance Fee	1.50	CR
110	540	1000	4301	Regulatory Complianc	3/10/2022	89309	Regulatory Compliance Fee	1.50	CR
110	540	1000	4301	Regulatory Complianc	3/10/2022	89311	Regulatory Compliance Fee	1.50	CR
110	540	1000	4301	Regulatory Complianc	3/10/2022	89312	Regulatory Compliance Fee	1.50	CR
110	540	1000	4301	Regulatory Complianc	3/10/2022	89314	Regulatory Compliance Fee	1.50	CR
110	540	1000	4301	Regulatory Complianc	3/10/2022	89315	Regulatory Compliance Fee	1.50	CR
110	540	1000	4301	Regulatory Complianc	3/10/2022	89316	Regulatory Compliance Fee	1.50	CR
110	540	1000	4301	Regulatory Complianc	3/17/2022	89336	Regulatory Compliance Fee	1.50	CR
110	540	1000	4301	Regulatory Complianc	3/17/2022	89337	Regulatory Compliance Fee	1.50	CR
110	540	1000	4301	Regulatory Complianc	3/17/2022	89339	Regulatory Compliance Fee	1.50	CR
110	540	1000	4301	Regulatory Complianc	3/21/2022	89349	Regulatory Compliance Fee	1.50	CR
110	540	1000	4301	Regulatory Complianc	3/21/2022	89350	Regulatory Compliance Fee	1.50	CR
110	540	1000	4301	Regulatory Complianc	3/21/2022	89351	Regulatory Compliance Fee	1.50	CR
110	540	1000	4301	Regulatory Complianc	3/23/2022	89359	Regulatory Compliance Fee	1.50	CR
110	540	1000	4301	Regulatory Complianc	3/23/2022	89360	Regulatory Compliance Fee	1.50	CR
110	540	1000	4301	Regulatory Complianc	3/23/2022	89361	Regulatory Compliance Fee	1.50	CR
110	540	1000	4301	Regulatory Complianc	3/23/2022	89362	Regulatory Compliance Fee	1.50	CR
110	540	1000	4301	Regulatory Complianc	3/29/2022	89392	Regulatory Compliance Fee	1.50	CR
110	540	1000	4301	Regulatory Complianc	3/29/2022	89393	Regulatory Compliance Fee	1.50	CR
110	540	1000	4301	Regulatory Complianc	3/29/2022	89396	Regulatory Compliance Fee	1.50	CR
110	540	1000	4301	Regulatory Complianc	3/29/2022	89399	Regulatory Compliance Fee	1.50	CR
110	540	1000	4301	Regulatory Complianc	3/29/2022	89400	Regulatory Compliance Fee	1.50	CR

110	540	1000	4301	Regulatory Complianc	3/31/2022	89410		Regulatory Compliance Fee		1.50	CR
110	540	1000	4301	Regulatory Complianc	3/31/2022	89438		Regulatory Compliance Fee		1.50	CR
110	540	1000	4301	Regulatory Complianc	3/31/2022	1		Utility Accrual MARCH 2022		10,123.88	JV
110	540	1000	4301	Regulatory Complianc	3/3/2022	2		Reverse - Utility Accrual FEBRUARY 2022	10,133.63		JV
110	120	1000	6210	Rent Expense	3/31/2022	8	AUSTIN LANDMARK PROPERTY S	LEASE INCOME - AUSTIN LANDMARK -	140.00		CR
110	120	1000	6210	Rent Expense	3/31/2022	8	AUSTIN LANDMARK PROPERTY S	RENTAL HOUSE - ACH/EVICTION PKG FEE	7.00		CR
110	120	1000	4501	Rental Income	3/31/2022	1	AT&T	LEASE INCOME-CCATT		1,292.75	CR
110	120	1000	4501	Rental Income	3/31/2022	2	SPRINT	LEASE INCOME-SPRINT (TMOBILE)		2,975.13	CR
110	120	1000	4501	Rental Income	3/31/2022	3	VERIZON WIRELESS	LEASE INCOME-VERIZON		3,213.68	CR
110	120	1000	4501	Rental Income	3/31/2022	8	AUSTIN LANDMARK PROPERTY S	LEASE INCOME - AUSTIN LANDMARK -		1,750.00	CR
110	200	1000	4501	Rental Income	3/31/2022	4142154921		RecTrac revenue		350.00	CR
110	200	1000	4501	Rental Income	3/23/2022	4142154921		RecTrac revenue		225.00	CR
110	200	1000	4501	Rental Income	3/29/2022	4142154921		RecTrac revenue		257.50	CR
110	200	1000	4501	Rental Income	3/30/2022	4142154921		RecTrac revenue		75.00	CR
110	200	1000	4501	Rental Income	3/24/2022	4142154921		RecTrac revenue		100.00	CR
110	200	1000	4501	Rental Income	3/17/2022	4142154921		RecTrac revenue		105.00	CR
110	200	1000	4501	Rental Income	3/18/2022	4142154921		RecTrac revenue	50.00		CR
110	200	1000	4501	Rental Income	3/25/2022	4142154921		RecTrac revenue		90.00	CR
110	200	1000	4501	Rental Income	3/28/2022	4142154921		RecTrac revenue		325.00	CR
110	200	1000	4501	Rental Income	3/9/2022	4142154921		RecTrac revenue		157.50	CR
110	200	1000	4501	Rental Income	3/8/2022	4142154921		RecTrac revenue		93.75	CR
110	200	1000	4501	Rental Income	3/7/2022	4142154921		RecTrac revenue		432.50	CR
110	200	1000	4501	Rental Income	3/3/2022	4142154921		RecTrac revenue		287.50	CR
110	200	1000	4501	Rental Income	3/2/2022	4142154921		RecTrac revenue		290.00	CR
110	200	1000	4501	Rental Income	3/1/2022	4142154921		RecTrac revenue		210.00	CR
110	200	1000	4501	Rental Income	3/10/2022	4142154921		RecTrac revenue		52.50	CR
110	200	1000	4501	Rental Income	3/14/2022	4142154921		RecTrac revenue		132.50	CR
110	200	1000	4501	Rental Income	3/11/2022	4142154921		RecTrac revenue		170.00	CR
110	200	1000	4501	Rental Income	3/15/2022	4142154921		RecTrac revenue		162.50	CR
110	200	1000	4501	Rental Income	3/22/2022	4142154921		RecTrac revenue	17.50		CR
110	200	1000	4501	Rental Income	3/21/2022	4142154921		RecTrac revenue		435.00	CR
110	250	2101	4501	Rental Income	3/24/2022	4142154921		RecTrac revenue		25.00	CR
110	250	2101	4501	Rental Income	3/7/2022	4142154921		RecTrac revenue		165.00	CR
110	250	2101	4501	Rental Income	3/15/2022	4142154921		RecTrac revenue		6,821.50	CR
110	250	2101	4501	Rental Income	3/2/2022	4142154921		RecTrac revenue		14,575.00	CR
110	250	2101	4501	Rental Income	3/14/2022	4142154921		RecTrac revenue		4,434.50	CR
110	250	2101	4501	Rental Income	3/16/2022	4142154921		RecTrac revenue		10,263.00	CR
110	250	2103	4501	Rental Income	3/1/2022	4142154921		RecTrac revenue		11,025.00	CR
110	250	2104	4501	Rental Income	3/18/2022	4142154921		RecTrac revenue	255.00		CR
110	300	1000	4501	Rental Income	3/28/2022	4142154921		RecTrac revenue	670.00		CR
110	300	1000	4501	Rental Income	3/24/2022	4142154921		RecTrac revenue		632.50	CR
110	300	1000	4501	Rental Income	3/18/2022	4142154921		RecTrac revenue		402.50	CR
110	300	1000	4501	Rental Income	3/17/2022	4142154921		RecTrac revenue		360.00	CR
110	300	1000	4501	Rental Income	3/23/2022	4142154921		RecTrac revenue	857.50		CR
110	300	1000	4501	Rental Income	3/31/2022	4142154921		RecTrac revenue		45.00	CR
110	300	1000	4501	Rental Income	3/25/2022	4142154921		RecTrac revenue		515.00	CR
110	300	1000	4501	Rental Income	3/30/2022	4142154921		RecTrac revenue		210.00	CR
110	300	1000	4501	Rental Income	3/29/2022	4142154921		RecTrac revenue	570.00		CR
110	300	1000	4501	Rental Income	3/8/2022	4142154921		RecTrac revenue		315.00	CR
110	300	1000	4501	Rental Income	3/9/2022	4142154921		RecTrac revenue		112.50	CR

110	300	1000	4501	Rental Income	3/7/2022	4142154921		RecTrac revenue		662.50	CR
110	300	1000	4501	Rental Income	3/3/2022	4142154921		RecTrac revenue	75.00		CR
110	300	1000	4501	Rental Income	3/4/2022	4142154921		RecTrac revenue	180.00		CR
110	300	1000	4501	Rental Income	3/3/2022	4142154921		RecTrac offset		130.00	CR
110	300	1000	4501	Rental Income	3/1/2022	4142154921		RecTrac revenue		1,087.50	CR
110	300	1000	4501	Rental Income	3/22/2022	4142154921		RecTrac revenue		1,640.00	CR
110	300	1000	4501	Rental Income	3/15/2022	4142154921		RecTrac revenue		800.00	CR
110	300	1000	4501	Rental Income	3/21/2022	4142154921		RecTrac revenue		605.00	CR
110	300	1000	4501	Rental Income	3/11/2022	4142154921		RecTrac revenue	27.50		CR
110	300	1000	4501	Rental Income	3/16/2022	4142154921		RecTrac revenue	60.00		CR
110	300	1000	4501	Rental Income	3/2/2022	4142154921		RecTrac revenue	130.00		CR
110	300	1000	4501	Rental Income	3/10/2022	4142154921		RecTrac revenue		970.00	CR
110	300	1000	4501	Rental Income	3/14/2022	4142154921		RecTrac revenue		182.50	CR
110	200	1000	4501	Rental Income	3/31/2022	002		Reverse FEBRUARY 2022 Revenue		1,115.38	JV
110	200	1000	4501	Rental Income	3/31/2022	1		MARCH 2022 Revenue Deferral - Rentals	1,766.63		JV
110	250	2101	4501	Rental Income	3/31/2022	002		Reverse FEBRUARY 2022 Revenue		5,637.46	JV
110	250	2101	4501	Rental Income	3/31/2022	1		MARCH 2022 Revenue Deferral - Rentals	38,757.46		JV
110	250	2102	4501	Rental Income	3/31/2022	002		Reverse FEBRUARY 2022 Revenue		60.00	JV
110	250	2102	4501	Rental Income	3/31/2022	1		MARCH 2022 Revenue Deferral - Rentals	60.00		JV
110	250	2103	4501	Rental Income	3/31/2022	1		MARCH 2022 Revenue Deferral - Rentals	11,025.00		JV
110	250	2104	4501	Rental Income	3/31/2022	002		Reverse FEBRUARY 2022 Revenue		262.25	JV
110	250	2104	4501	Rental Income	3/31/2022	1		MARCH 2022 Revenue Deferral - Rentals	7.25		JV
110	300	1000	4501	Rental Income	3/31/2022	002		Reverse FEBRUARY 2022 Revenue		40,651.80	JV
110	300	1000	4501	Rental Income	3/31/2022	1		MARCH 2022 Revenue Deferral - Rentals	38,811.80		JV
110	145	1000	6320	Repair/Mtc/Warranty	3/15/2022	26653	EXCEL BUSINESS SYSTEMS	Repair Remote Deposit Scanners (2) CR-	268.80		API
110	275	1000	6320	Repair/Mtc/Warranty	3/24/2022	0003-78822	AMERICAN FENCE & SUPPLY	Fence Repair - CH Park	133.20		API
110	275	1000	6320	Repair/Mtc/Warranty	3/1/2022	030122	TML INTERGOVERNMENTAL RISI	Deductible - Claim - 129349	5,000.00		API
110	275	1000	6320	Repair/Mtc/Warranty	3/1/2022	1514	WHIRLIX DESIGN INC	REPLACE (2) ZIPPOD SEAT	1,608.00		API
110	275	1000	6320	Repair/Mtc/Warranty	3/1/2022	327991	AUSTIN LANDSCAPE SUPPLIES	Playground Mulch All Parks &	424.42		API
110	275	1000	6320	Repair/Mtc/Warranty	3/1/2022	327992	AUSTIN LANDSCAPE SUPPLIES	Playground Mulch All Parks &	261.90		API
110	275	1000	6320	Repair/Mtc/Warranty	3/1/2022	328014	AUSTIN LANDSCAPE SUPPLIES	Playground Mulch- Sendero Springs	706.32		API
110	275	1000	6320	Repair/Mtc/Warranty	3/1/2022	328015	AUSTIN LANDSCAPE SUPPLIES	Playground Mulch- Sendero Valley	706.32		API
110	275	1000	6320	Repair/Mtc/Warranty	3/1/2022	328050	AUSTIN LANDSCAPE SUPPLIES	Playground Mulch Cat Hollow Park	424.42		API
110	275	1000	6320	Repair/Mtc/Warranty	3/3/2022	328069	AUSTIN LANDSCAPE SUPPLIES	Playground Mulch Pepper Rock Park	1,337.64		API
110	275	1000	6320	Repair/Mtc/Warranty	3/8/2022	328111	AUSTIN LANDSCAPE SUPPLIES	Kiddie Mulch HH Park	477.40		API
110	275	1000	6320	Repair/Mtc/Warranty	3/10/2022	328127	AUSTIN LANDSCAPE SUPPLIES	Playground Mulch- North Park	1,665.84		API
110	275	1000	6320	Repair/Mtc/Warranty	3/15/2022	328161	AUSTIN LANDSCAPE SUPPLIES	Playground Mulch - Racine Park	216.88		API
110	275	1000	6320	Repair/Mtc/Warranty	3/14/2022	730022	ALLIED PLASTIC SUPPLY LLC	Community Trail plexiglass replacement	675.00		API
110	275	1500	6320	Repair/Mtc/Warranty	3/30/2022	1270624	COTHRONS SAFE & LOCK CO., IN	Replace handles/locks due to vandalisim-	839.15		API
110	300	1000	6320	Repair/Mtc/Warranty	3/16/2022	7292	GAMECOURT SERVICES, INC	Goal Motor Replacement- BCCC Red Gym	2,370.00		API
110	350	1000	6320	Repair/Mtc/Warranty	3/21/2022	16312887	EWING IRRIGATION PRODUCTS,	Light Bulbs for Low Voltage Lighting in CC	45.86		API
110	350	1000	6320	Repair/Mtc/Warranty	3/21/2022	2P097436	HORIZON DISTRIBUTORS INC.	Lighting in CC Garden Trees	460.64		API
110	400	1000	6320	Repair/Mtc/Warranty	3/28/2022	0429755	FERGUSON ENTERPRISES	Faucet repalcement-CC	397.05		API
110	400	1000	6320	Repair/Mtc/Warranty	3/4/2022	1269969	COTHRONS SAFE & LOCK CO., IN	Repair red gym strg dr/Admin mens rr	326.25		API
110	400	1000	6320	Repair/Mtc/Warranty	3/1/2022	3530	ENVIRONS ARCHITECTURAL MIL	Boardroon Wainscot Demo & Store	380.00		API
110	400	1000	6320	Repair/Mtc/Warranty	3/1/2022	3531	ENVIRONS ARCHITECTURAL MIL	Boardroom Wainscot Materials	976.00		API
110	400	1000	6320	Repair/Mtc/Warranty	3/1/2022	3531	ENVIRONS ARCHITECTURAL MIL	Boardroom Wainscot Materials		976.00	API
110	400	1000	6320	Repair/Mtc/Warranty	3/7/2022	46218	GOMEZ FLOOR COVERING, INC.	Repair Vinyl Flooring in BCCC	1,040.00		API
110	400	1000	6320	Repair/Mtc/Warranty	3/29/2022	SI2022-02162	ANCHOR-VENTANA GLASS	Replace Several parts on CC doors	1,431.00		API
110	450	2104	6320	Repair/Mtc/Warranty	3/1/2022	9224428327	GRAINGER	Replacement Gas Fired Infrared Heater-	577.02		API

110	525	1000	6320	Repair/Mtc/Warranty	3/1/2022	49305	ALLIANCE SAFETY AND FIRE PRO	Troubleshoot existing FACP-panel	512.00	API
110	525	1000	6320	Repair/Mtc/Warranty	3/15/2022	9245926606	GRAINGER	VALVES TO REPAIR SHOWER AT BCWF	145.34	API
110	525	1125	6320	Repair/Mtc/Warranty	3/1/2022	016281	BRYCOMM, LLC	BCWF Gate Repair- Card Reader Replace	6,092.61	API
110	275	1000	6320	Repair/Mtc/Warranty	3/31/2022	001		THE HOME DEPOT tree lighting repair /	31.49	JV
110	275	1000	6320	Repair/Mtc/Warranty	3/31/2022	001		THE HOME DEPOT work out station sign	51.64	JV
110	275	1000	6320	Repair/Mtc/Warranty	3/31/2022	001		LOWES #00778 Parks Walk Through	288.72	JV
110	275	1000	6320	Repair/Mtc/Warranty	3/31/2022	001		WAL-MART #4163 replace basketball nets	29.82	JV
110	275	1000	6320	Repair/Mtc/Warranty	3/31/2022	001		THE HOME DEPOT #6585 Vandalism	58.92	JV
110	450	2102	6320	Repair/Mtc/Warranty	3/31/2022	001		THE HOME DEPOT #6585 Repair to sink	63.25	JV
110	450	2103	6320	Repair/Mtc/Warranty	3/31/2022	001		THE HOME DEPOT #0509 Repair	42.19	JV
110	525	1000	6320	Repair/Mtc/Warranty	3/31/2022	001		LOWES #00778 Repair Leaking Lab Sink	49.58	JV
110	120	1000	5070	Retirement	3/31/2022	0071			470.11	PRS
110	120	1000	5070	Retirement	3/25/2022	0071			505.49	PRS
110	120	1000	5070	Retirement	3/25/2022	0072			169.50	PRS
110	120	1000	5070	Retirement	3/31/2022	0072			156.60	PRS
110	120	1000	5070	Retirement	3/11/2022	0072			141.54	PRS
110	120	1000	5070	Retirement	3/11/2022	0073			47.62	PRS
110	120	1000	5070	Retirement	3/31/2022	0094			217.23	PRS
110	120	1000	5070	Retirement	3/25/2022	0096			233.58	PRS
110	120	1000	5070	Retirement	3/11/2022	0097			65.40	PRS
110	120	1000	5070	Retirement	3/31/2022	0118			133.29	PRS
110	120	1000	5070	Retirement	3/25/2022	0120			147.54	PRS
110	120	1000	5070	Retirement	3/11/2022	0122			41.00	PRS
110	120	1000	5070	Retirement	3/31/2022	0138			261.84	PRS
110	120	1000	5070	Retirement	3/25/2022	0143			281.55	PRS
110	120	1000	5070	Retirement	3/11/2022	0145			78.83	PRS
110	120	1000	5070	Retirement	3/31/2022	0151			64.73	PRS
110	120	1000	5070	Retirement	3/11/2022	0159			19.45	PRS
110	120	1000	5070	Retirement	3/25/2022	0159			69.60	PRS
110	125	1000	5070	Retirement	3/25/2022	0053			128.05	PRS
110	125	1000	5070	Retirement	3/31/2022	0055			120.86	PRS
110	125	1000	5070	Retirement	3/25/2022	0056			133.17	PRS
110	125	1000	5070	Retirement	3/11/2022	0056			35.90	PRS
110	125	1000	5070	Retirement	3/31/2022	0058			124.68	PRS
110	125	1000	5070	Retirement	3/11/2022	0059			37.39	PRS
110	125	1000	5070	Retirement	3/31/2022	0132			106.85	PRS
110	125	1000	5070	Retirement	3/25/2022	0135			106.83	PRS
110	125	1000	5070	Retirement	3/11/2022	0138			31.06	PRS
110	125	1000	5070	Retirement	3/31/2022	0157			104.10	PRS
110	125	1000	5070	Retirement	3/25/2022	0164			115.77	PRS
110	125	1000	5070	Retirement	3/11/2022	0165			34.25	PRS
110	130	1000	5070	Retirement	3/11/2022	0001			32.92	PRS
110	130	1000	5070	Retirement	3/25/2022	0001			113.25	PRS
110	130	1000	5070	Retirement	3/31/2022	0001			105.73	PRS
110	130	1000	5070	Retirement	3/25/2022	0009			56.16	PRS
110	130	1000	5070	Retirement	3/11/2022	0009			15.45	PRS
110	130	1000	5070	Retirement	3/31/2022	0010			52.27	PRS
110	130	1000	5070	Retirement	3/25/2022	0012			167.47	PRS
110	130	1000	5070	Retirement	3/11/2022	0012			14.07	PRS
110	130	1000	5070	Retirement	3/25/2022	0013			118.11	PRS

110	130	1000	5070	Retirement	3/11/2022	0013	34.50	PRS
110	130	1000	5070	Retirement	3/31/2022	0013	155.75	PRS
110	130	1000	5070	Retirement	3/31/2022	0014	106.16	PRS
110	130	1000	5070	Retirement	3/31/2022	0109	111.14	PRS
110	130	1000	5070	Retirement	3/25/2022	0111	118.78	PRS
110	130	1000	5070	Retirement	3/11/2022	0113	33.31	PRS
110	130	1000	5070	Retirement	3/31/2022	0117	144.18	PRS
110	130	1000	5070	Retirement	3/25/2022	0119	155.00	PRS
110	130	1000	5070	Retirement	3/11/2022	0121	42.43	PRS
110	135	1000	5070	Retirement	3/25/2022	0006	122.19	PRS
110	135	1000	5070	Retirement	3/11/2022	0007	23.60	PRS
110	135	1000	5070	Retirement	3/31/2022	0008	90.28	PRS
110	135	1000	5070	Retirement	3/31/2022	0122	228.98	PRS
110	135	1000	5070	Retirement	3/25/2022	0124	246.22	PRS
110	135	1000	5070	Retirement	3/11/2022	0127	68.94	PRS
110	140	1000	5070	Retirement	3/31/2022	0005	267.31	PRS
110	140	1000	5070	Retirement	3/31/2022	0147	160.84	PRS
110	140	1000	5070	Retirement	3/25/2022	0153	153.38	PRS
110	140	1000	5070	Retirement	3/11/2022	0155	48.49	PRS
110	140	1000	5070	Retirement	3/11/2022	118842	40.24	PRS
110	140	1000	5070	Retirement	3/25/2022	118844	287.43	PRS
110	145	1000	5070	Retirement	3/11/2022	0002	45.12	PRS
110	145	1000	5070	Retirement	3/31/2022	0002	155.68	PRS
110	145	1000	5070	Retirement	3/25/2022	0002	155.71	PRS
110	145	1000	5070	Retirement	3/11/2022	0008	38.80	PRS
110	145	1000	5070	Retirement	3/25/2022	0008	135.68	PRS
110	145	1000	5070	Retirement	3/31/2022	0009	128.75	PRS
110	145	1000	5070	Retirement	3/31/2022	0074	158.88	PRS
110	145	1000	5070	Retirement	3/25/2022	0075	164.59	PRS
110	145	1000	5070	Retirement	3/11/2022	0076	47.80	PRS
110	145	1000	5070	Retirement	3/31/2022	0096	308.49	PRS
110	145	1000	5070	Retirement	3/25/2022	0098	331.71	PRS
110	145	1000	5070	Retirement	3/11/2022	0100	92.88	PRS
110	145	1000	5070	Retirement	3/31/2022	118851	188.50	PRS
110	200	1000	5070	Retirement	3/25/2022	0025	7.27	PRS
110	200	1000	5070	Retirement	3/11/2022	0028	2.72	PRS
110	200	1000	5070	Retirement	3/31/2022	0028	9.29	PRS
110	200	1000	5070	Retirement	3/25/2022	0031	84.65	PRS
110	200	1000	5070	Retirement	3/31/2022	0033	78.72	PRS
110	200	1000	5070	Retirement	3/11/2022	0034	23.70	PRS
110	200	1000	5070	Retirement	3/25/2022	0038	18.32	PRS
110	200	1000	5070	Retirement	3/25/2022	0039	14.20	PRS
110	200	1000	5070	Retirement	3/25/2022	0040	1.01	PRS
110	200	1000	5070	Retirement	3/31/2022	0041	16.07	PRS
110	200	1000	5070	Retirement	3/31/2022	0042	12.84	PRS
110	200	1000	5070	Retirement	3/25/2022	0043	23.19	PRS
110	200	1000	5070	Retirement	3/11/2022	0043	4.73	PRS
110	200	1000	5070	Retirement	3/11/2022	0044	4.65	PRS
110	200	1000	5070	Retirement	3/31/2022	0046	21.57	PRS
110	200	1000	5070	Retirement	3/11/2022	0047	6.49	PRS

110	200	1000	5070	Retirement	3/25/2022	0063	27.15	PRS
110	200	1000	5070	Retirement	3/31/2022	0063	23.11	PRS
110	200	1000	5070	Retirement	3/11/2022	0064	7.44	PRS
110	200	1000	5070	Retirement	3/31/2022	0081	19.32	PRS
110	200	1000	5070	Retirement	3/25/2022	0083	19.13	PRS
110	200	1000	5070	Retirement	3/11/2022	0083	0.72	PRS
110	200	1000	5070	Retirement	3/11/2022	0084	4.02	PRS
110	200	1000	5070	Retirement	3/31/2022	0085	19.85	PRS
110	200	1000	5070	Retirement	3/31/2022	0086	8.06	PRS
110	200	1000	5070	Retirement	3/25/2022	0087	20.92	PRS
110	200	1000	5070	Retirement	3/11/2022	0088	6.01	PRS
110	200	1000	5070	Retirement	3/31/2022	0099	60.39	PRS
110	200	1000	5070	Retirement	3/25/2022	0101	64.94	PRS
110	200	1000	5070	Retirement	3/11/2022	0103	18.18	PRS
110	200	1000	5070	Retirement	3/31/2022	0104	8.94	PRS
110	200	1000	5070	Retirement	3/25/2022	0106	2.93	PRS
110	200	1000	5070	Retirement	3/31/2022	0107	8.17	PRS
110	200	1000	5070	Retirement	3/11/2022	0108	2.03	PRS
110	200	1000	5070	Retirement	3/25/2022	0109	12.99	PRS
110	200	1000	5070	Retirement	3/11/2022	0111	2.60	PRS
110	200	1000	5070	Retirement	3/31/2022	0123	30.67	PRS
110	200	1000	5070	Retirement	3/25/2022	0125	32.98	PRS
110	200	1000	5070	Retirement	3/11/2022	0128	9.23	PRS
110	200	1000	5070	Retirement	3/11/2022	0132	3.13	PRS
110	200	1000	5070	Retirement	3/31/2022	0137	18.39	PRS
110	200	1000	5070	Retirement	3/25/2022	0141	20.95	PRS
110	200	1000	5070	Retirement	3/31/2022	0142	8.73	PRS
110	200	1000	5070	Retirement	3/11/2022	0143	5.46	PRS
110	200	1000	5070	Retirement	3/31/2022	0146	6.50	PRS
110	200	1000	5070	Retirement	3/25/2022	0146	54.50	PRS
110	200	1000	5070	Retirement	3/11/2022	0148	15.62	PRS
110	200	1000	5070	Retirement	3/25/2022	0148	9.09	PRS
110	200	1000	5070	Retirement	3/11/2022	0150	2.53	PRS
110	200	1000	5070	Retirement	3/25/2022	0152	4.39	PRS
110	200	1000	5070	Retirement	3/11/2022	0154	1.65	PRS
110	200	1000	5070	Retirement	3/31/2022	0156	162.07	PRS
110	200	1000	5070	Retirement	3/25/2022	0163	232.36	PRS
110	200	1000	5070	Retirement	3/11/2022	0164	48.98	PRS
110	200	1000	5070	Retirement	3/25/2022	118845	1.51	PRS
110	200	1000	5070	Retirement	3/28/2022	118847	12.88	PRS
110	200	1000	5070	Retirement	3/31/2022	118848	50.96	PRS
110	200	1000	5070	Retirement	3/31/2022	118850	1.30	PRS
110	250	1000	5070	Retirement	3/25/2022	0031	84.66	PRS
110	250	1000	5070	Retirement	3/31/2022	0033	78.73	PRS
110	250	1000	5070	Retirement	3/11/2022	0034	23.70	PRS
110	250	1000	5070	Retirement	3/25/2022	0051	164.93	PRS
110	250	1000	5070	Retirement	3/31/2022	0053	153.38	PRS
110	250	1000	5070	Retirement	3/11/2022	0054	27.71	PRS
110	250	1000	5070	Retirement	3/25/2022	0054	78.74	PRS
110	250	1000	5070	Retirement	3/31/2022	0056	75.25	PRS

110	250	1000	5070	Retirement	3/11/2022	0057	18.38	PRS
110	250	1000	5070	Retirement	3/31/2022	0084	67.28	PRS
110	250	1000	5070	Retirement	3/25/2022	0086	69.67	PRS
110	250	1000	5070	Retirement	3/11/2022	0087	17.89	PRS
110	250	1000	5070	Retirement	3/31/2022	0108	120.91	PRS
110	250	1000	5070	Retirement	3/25/2022	0110	140.48	PRS
110	250	1000	5070	Retirement	3/11/2022	0112	35.88	PRS
110	250	1000	5070	Retirement	3/31/2022	0113	92.11	PRS
110	250	1000	5070	Retirement	3/25/2022	0115	90.91	PRS
110	250	1000	5070	Retirement	3/11/2022	0117	27.70	PRS
110	250	1000	5070	Retirement	3/31/2022	0130	58.88	PRS
110	250	1000	5070	Retirement	3/25/2022	0133	61.94	PRS
110	250	1000	5070	Retirement	3/31/2022	0135	1.45	PRS
110	250	1000	5070	Retirement	3/11/2022	0136	20.00	PRS
110	275	1000	5070	Retirement	3/25/2022	0019	97.92	PRS
110	275	1000	5070	Retirement	3/11/2022	0020	30.92	PRS
110	275	1000	5070	Retirement	3/31/2022	0021	99.61	PRS
110	275	1000	5070	Retirement	3/25/2022	0062	107.06	PRS
110	275	1000	5070	Retirement	3/31/2022	0062	113.15	PRS
110	275	1000	5070	Retirement	3/11/2022	0063	28.03	PRS
110	275	1000	5070	Retirement	3/25/2022	0064	122.29	PRS
110	275	1000	5070	Retirement	3/31/2022	0064	95.56	PRS
110	275	1000	5070	Retirement	3/11/2022	0065	28.60	PRS
110	275	1000	5070	Retirement	3/31/2022	0083	55.24	PRS
110	275	1000	5070	Retirement	3/25/2022	0085	59.40	PRS
110	275	1000	5070	Retirement	3/11/2022	0086	16.63	PRS
110	275	1000	5070	Retirement	3/31/2022	0093	14.44	PRS
110	275	1000	5070	Retirement	3/25/2022	0095	17.17	PRS
110	275	1000	5070	Retirement	3/11/2022	0096	4.38	PRS
110	275	1000	5070	Retirement	3/31/2022	0112	89.65	PRS
110	275	1000	5070	Retirement	3/25/2022	0114	104.54	PRS
110	275	1000	5070	Retirement	3/11/2022	0116	26.79	PRS
110	275	1000	5070	Retirement	3/31/2022	0120	102.88	PRS
110	275	1000	5070	Retirement	3/25/2022	0122	106.79	PRS
110	275	1000	5070	Retirement	3/31/2022	0124	97.94	PRS
110	275	1000	5070	Retirement	3/11/2022	0125	28.41	PRS
110	275	1000	5070	Retirement	3/25/2022	0126	106.84	PRS
110	275	1000	5070	Retirement	3/11/2022	0129	32.33	PRS
110	275	1000	5070	Retirement	3/31/2022	0158	18.49	PRS
110	275	1000	5070	Retirement	3/25/2022	0165	18.83	PRS
110	275	1000	5070	Retirement	3/11/2022	0166	5.41	PRS
110	300	1000	5070	Retirement	3/25/2022	0005	41.91	PRS
110	300	1000	5070	Retirement	3/11/2022	0005	12.63	PRS
110	300	1000	5070	Retirement	3/11/2022	0006	8.23	PRS
110	300	1000	5070	Retirement	3/31/2022	0006	30.32	PRS
110	300	1000	5070	Retirement	3/25/2022	0007	31.74	PRS
110	300	1000	5070	Retirement	3/31/2022	0007	28.64	PRS
110	300	1000	5070	Retirement	3/11/2022	0010	9.09	PRS
110	300	1000	5070	Retirement	3/25/2022	0010	34.45	PRS
110	300	1000	5070	Retirement	3/11/2022	0011	5.16	PRS

110	300	1000	5070	Retirement	3/25/2022	0011	28.57	PRS
110	300	1000	5070	Retirement	3/31/2022	0011	30.08	PRS
110	300	1000	5070	Retirement	3/31/2022	0012	25.82	PRS
110	300	1000	5070	Retirement	3/11/2022	0014	8.95	PRS
110	300	1000	5070	Retirement	3/25/2022	0014	46.77	PRS
110	300	1000	5070	Retirement	3/31/2022	0015	77.69	PRS
110	300	1000	5070	Retirement	3/25/2022	0015	45.25	PRS
110	300	1000	5070	Retirement	3/11/2022	0016	12.64	PRS
110	300	1000	5070	Retirement	3/31/2022	0017	41.16	PRS
110	300	1000	5070	Retirement	3/25/2022	0017	28.10	PRS
110	300	1000	5070	Retirement	3/11/2022	0018	6.87	PRS
110	300	1000	5070	Retirement	3/31/2022	0019	19.05	PRS
110	300	1000	5070	Retirement	3/25/2022	0020	55.98	PRS
110	300	1000	5070	Retirement	3/11/2022	0021	17.19	PRS
110	300	1000	5070	Retirement	3/25/2022	0021	19.51	PRS
110	300	1000	5070	Retirement	3/31/2022	0022	48.25	PRS
110	300	1000	5070	Retirement	3/11/2022	0022	2.32	PRS
110	300	1000	5070	Retirement	3/31/2022	0023	14.56	PRS
110	300	1000	5070	Retirement	3/25/2022	0025	16.95	PRS
110	300	1000	5070	Retirement	3/25/2022	0026	17.74	PRS
110	300	1000	5070	Retirement	3/25/2022	0027	17.91	PRS
110	300	1000	5070	Retirement	3/11/2022	0028	6.35	PRS
110	300	1000	5070	Retirement	3/31/2022	0028	21.69	PRS
110	300	1000	5070	Retirement	3/25/2022	0028	40.96	PRS
110	300	1000	5070	Retirement	3/25/2022	0029	35.34	PRS
110	300	1000	5070	Retirement	3/11/2022	0029	5.86	PRS
110	300	1000	5070	Retirement	3/31/2022	0029	10.89	PRS
110	300	1000	5070	Retirement	3/11/2022	0030	7.18	PRS
110	300	1000	5070	Retirement	3/25/2022	0030	5.86	PRS
110	300	1000	5070	Retirement	3/31/2022	0030	27.89	PRS
110	300	1000	5070	Retirement	3/25/2022	0031	87.22	PRS
110	300	1000	5070	Retirement	3/11/2022	0031	8.07	PRS
110	300	1000	5070	Retirement	3/31/2022	0031	25.31	PRS
110	300	1000	5070	Retirement	3/11/2022	0032	8.97	PRS
110	300	1000	5070	Retirement	3/31/2022	0032	19.52	PRS
110	300	1000	5070	Retirement	3/25/2022	0032	42.99	PRS
110	300	1000	5070	Retirement	3/31/2022	0033	81.12	PRS
110	300	1000	5070	Retirement	3/11/2022	0033	1.11	PRS
110	300	1000	5070	Retirement	3/11/2022	0034	24.42	PRS
110	300	1000	5070	Retirement	3/25/2022	0034	38.15	PRS
110	300	1000	5070	Retirement	3/31/2022	0035	20.84	PRS
110	300	1000	5070	Retirement	3/25/2022	0035	40.08	PRS
110	300	1000	5070	Retirement	3/11/2022	0036	8.05	PRS
110	300	1000	5070	Retirement	3/25/2022	0036	38.17	PRS
110	300	1000	5070	Retirement	3/31/2022	0037	36.82	PRS
110	300	1000	5070	Retirement	3/25/2022	0038	42.73	PRS
110	300	1000	5070	Retirement	3/31/2022	0038	31.38	PRS
110	300	1000	5070	Retirement	3/11/2022	0038	6.76	PRS
110	300	1000	5070	Retirement	3/11/2022	0039	4.66	PRS
110	300	1000	5070	Retirement	3/31/2022	0039	38.32	PRS

110	300	1000	5070	Retirement	3/25/2022	0039	33.14	PRS
110	300	1000	5070	Retirement	3/25/2022	0040	31.20	PRS
110	300	1000	5070	Retirement	3/11/2022	0040	10.07	PRS
110	300	1000	5070	Retirement	3/31/2022	0041	37.49	PRS
110	300	1000	5070	Retirement	3/11/2022	0041	7.14	PRS
110	300	1000	5070	Retirement	3/31/2022	0042	29.98	PRS
110	300	1000	5070	Retirement	3/25/2022	0043	131.43	PRS
110	300	1000	5070	Retirement	3/11/2022	0043	11.05	PRS
110	300	1000	5070	Retirement	3/31/2022	0044	29.65	PRS
110	300	1000	5070	Retirement	3/25/2022	0044	37.41	PRS
110	300	1000	5070	Retirement	3/11/2022	0044	10.84	PRS
110	300	1000	5070	Retirement	3/31/2022	0046	122.23	PRS
110	300	1000	5070	Retirement	3/25/2022	0046	51.16	PRS
110	300	1000	5070	Retirement	3/11/2022	0047	36.80	PRS
110	300	1000	5070	Retirement	3/31/2022	0047	8.13	PRS
110	300	1000	5070	Retirement	3/25/2022	0048	54.71	PRS
110	300	1000	5070	Retirement	3/11/2022	0048	10.22	PRS
110	300	1000	5070	Retirement	3/31/2022	0049	16.73	PRS
110	300	1000	5070	Retirement	3/11/2022	0050	7.28	PRS
110	300	1000	5070	Retirement	3/31/2022	0051	32.98	PRS
110	300	1000	5070	Retirement	3/25/2022	0052	17.86	PRS
110	300	1000	5070	Retirement	3/11/2022	0052	13.64	PRS
110	300	1000	5070	Retirement	3/31/2022	0054	16.79	PRS
110	300	1000	5070	Retirement	3/11/2022	0055	5.07	PRS
110	300	1000	5070	Retirement	3/25/2022	0055	14.86	PRS
110	300	1000	5070	Retirement	3/31/2022	0057	13.08	PRS
110	300	1000	5070	Retirement	3/25/2022	0058	153.20	PRS
110	300	1000	5070	Retirement	3/11/2022	0058	4.12	PRS
110	300	1000	5070	Retirement	3/25/2022	0063	63.35	PRS
110	300	1000	5070	Retirement	3/31/2022	0063	53.95	PRS
110	300	1000	5070	Retirement	3/11/2022	0064	17.35	PRS
110	300	1000	5070	Retirement	3/31/2022	0069	10.79	PRS
110	300	1000	5070	Retirement	3/25/2022	0069	8.58	PRS
110	300	1000	5070	Retirement	3/25/2022	0070	34.89	PRS
110	300	1000	5070	Retirement	3/31/2022	0070	28.66	PRS
110	300	1000	5070	Retirement	3/11/2022	0070	2.18	PRS
110	300	1000	5070	Retirement	3/11/2022	0071	2.93	PRS
110	300	1000	5070	Retirement	3/31/2022	0080	34.16	PRS
110	300	1000	5070	Retirement	3/31/2022	0081	45.06	PRS
110	300	1000	5070	Retirement	3/31/2022	0082	61.71	PRS
110	300	1000	5070	Retirement	3/25/2022	0082	27.92	PRS
110	300	1000	5070	Retirement	3/11/2022	0082	12.22	PRS
110	300	1000	5070	Retirement	3/25/2022	0083	44.63	PRS
110	300	1000	5070	Retirement	3/11/2022	0083	1.68	PRS
110	300	1000	5070	Retirement	3/25/2022	0084	69.29	PRS
110	300	1000	5070	Retirement	3/11/2022	0084	9.37	PRS
110	300	1000	5070	Retirement	3/11/2022	0085	19.71	PRS
110	300	1000	5070	Retirement	3/31/2022	0085	46.33	PRS
110	300	1000	5070	Retirement	3/31/2022	0086	18.82	PRS
110	300	1000	5070	Retirement	3/25/2022	0087	48.83	PRS

110	300	1000	5070	Retirement	3/25/2022	0088	4.15	PRS
110	300	1000	5070	Retirement	3/11/2022	0088	14.02	PRS
110	300	1000	5070	Retirement	3/11/2022	0089	14.25	PRS
110	300	1000	5070	Retirement	3/31/2022	0089	8.97	PRS
110	300	1000	5070	Retirement	3/31/2022	0090	134.34	PRS
110	300	1000	5070	Retirement	3/31/2022	0091	58.14	PRS
110	300	1000	5070	Retirement	3/25/2022	0091	7.16	PRS
110	300	1000	5070	Retirement	3/31/2022	0092	12.02	PRS
110	300	1000	5070	Retirement	3/11/2022	0092	2.40	PRS
110	300	1000	5070	Retirement	3/25/2022	0092	144.45	PRS
110	300	1000	5070	Retirement	3/25/2022	0093	74.47	PRS
110	300	1000	5070	Retirement	3/11/2022	0093	40.45	PRS
110	300	1000	5070	Retirement	3/25/2022	0094	11.21	PRS
110	300	1000	5070	Retirement	3/11/2022	0094	18.26	PRS
110	300	1000	5070	Retirement	3/11/2022	0095	1.90	PRS
110	300	1000	5070	Retirement	3/31/2022	0097	22.29	PRS
110	300	1000	5070	Retirement	3/31/2022	0099	112.16	PRS
110	300	1000	5070	Retirement	3/25/2022	0099	24.39	PRS
110	300	1000	5070	Retirement	3/31/2022	0100	20.71	PRS
110	300	1000	5070	Retirement	3/25/2022	0101	120.60	PRS
110	300	1000	5070	Retirement	3/11/2022	0101	6.85	PRS
110	300	1000	5070	Retirement	3/31/2022	0102	80.85	PRS
110	300	1000	5070	Retirement	3/11/2022	0103	33.77	PRS
110	300	1000	5070	Retirement	3/25/2022	0103	22.70	PRS
110	300	1000	5070	Retirement	3/31/2022	0104	20.87	PRS
110	300	1000	5070	Retirement	3/11/2022	0104	6.40	PRS
110	300	1000	5070	Retirement	3/25/2022	0105	83.96	PRS
110	300	1000	5070	Retirement	3/25/2022	0106	6.84	PRS
110	300	1000	5070	Retirement	3/31/2022	0107	46.30	PRS
110	300	1000	5070	Retirement	3/11/2022	0107	23.33	PRS
110	300	1000	5070	Retirement	3/11/2022	0108	4.75	PRS
110	300	1000	5070	Retirement	3/25/2022	0109	73.58	PRS
110	300	1000	5070	Retirement	3/31/2022	0111	29.76	PRS
110	300	1000	5070	Retirement	3/11/2022	0111	14.74	PRS
110	300	1000	5070	Retirement	3/25/2022	0113	41.16	PRS
110	300	1000	5070	Retirement	3/31/2022	0114	52.17	PRS
110	300	1000	5070	Retirement	3/11/2022	0115	9.20	PRS
110	300	1000	5070	Retirement	3/31/2022	0115	41.46	PRS
110	300	1000	5070	Retirement	3/25/2022	0116	59.63	PRS
110	300	1000	5070	Retirement	3/25/2022	0117	45.27	PRS
110	300	1000	5070	Retirement	3/11/2022	0118	15.78	PRS
110	300	1000	5070	Retirement	3/11/2022	0119	11.65	PRS
110	300	1000	5070	Retirement	3/31/2022	0119	61.06	PRS
110	300	1000	5070	Retirement	3/25/2022	0121	70.44	PRS
110	300	1000	5070	Retirement	3/31/2022	0123	173.84	PRS
110	300	1000	5070	Retirement	3/11/2022	0124	19.59	PRS
110	300	1000	5070	Retirement	3/25/2022	0125	186.92	PRS
110	300	1000	5070	Retirement	3/31/2022	0125	43.62	PRS
110	300	1000	5070	Retirement	3/31/2022	0127	67.58	PRS
110	300	1000	5070	Retirement	3/25/2022	0127	47.16	PRS

110	300	1000	5070	Retirement	3/11/2022	0128	52.34	PRS
110	300	1000	5070	Retirement	3/25/2022	0130	68.01	PRS
110	300	1000	5070	Retirement	3/11/2022	0130	13.27	PRS
110	300	1000	5070	Retirement	3/11/2022	0132	7.31	PRS
110	300	1000	5070	Retirement	3/11/2022	0133	20.18	PRS
110	300	1000	5070	Retirement	3/31/2022	0134	171.92	PRS
110	300	1000	5070	Retirement	3/31/2022	0135	71.00	PRS
110	300	1000	5070	Retirement	3/31/2022	0136	103.23	PRS
110	300	1000	5070	Retirement	3/31/2022	0137	104.20	PRS
110	300	1000	5070	Retirement	3/25/2022	0138	188.97	PRS
110	300	1000	5070	Retirement	3/25/2022	0139	70.54	PRS
110	300	1000	5070	Retirement	3/25/2022	0140	108.92	PRS
110	300	1000	5070	Retirement	3/11/2022	0140	51.91	PRS
110	300	1000	5070	Retirement	3/25/2022	0141	118.73	PRS
110	300	1000	5070	Retirement	3/11/2022	0141	18.41	PRS
110	300	1000	5070	Retirement	3/11/2022	0142	30.83	PRS
110	300	1000	5070	Retirement	3/31/2022	0142	49.48	PRS
110	300	1000	5070	Retirement	3/11/2022	0143	30.95	PRS
110	300	1000	5070	Retirement	3/31/2022	0144	11.82	PRS
110	300	1000	5070	Retirement	3/31/2022	0146	15.17	PRS
110	300	1000	5070	Retirement	3/25/2022	0146	127.16	PRS
110	300	1000	5070	Retirement	3/11/2022	0148	36.44	PRS
110	300	1000	5070	Retirement	3/25/2022	0148	51.52	PRS
110	300	1000	5070	Retirement	3/31/2022	0149	29.01	PRS
110	300	1000	5070	Retirement	3/25/2022	0150	25.30	PRS
110	300	1000	5070	Retirement	3/11/2022	0150	14.36	PRS
110	300	1000	5070	Retirement	3/31/2022	0151	120.19	PRS
110	300	1000	5070	Retirement	3/25/2022	0152	10.23	PRS
110	300	1000	5070	Retirement	3/11/2022	0152	6.80	PRS
110	300	1000	5070	Retirement	3/11/2022	0154	3.86	PRS
110	300	1000	5070	Retirement	3/31/2022	0155	37.03	PRS
110	300	1000	5070	Retirement	3/11/2022	0157	8.93	PRS
110	300	1000	5070	Retirement	3/25/2022	0157	34.21	PRS
110	300	1000	5070	Retirement	3/11/2022	0159	36.13	PRS
110	300	1000	5070	Retirement	3/25/2022	0159	129.26	PRS
110	300	1000	5070	Retirement	3/31/2022	0159	47.93	PRS
110	300	1000	5070	Retirement	3/25/2022	0162	40.56	PRS
110	300	1000	5070	Retirement	3/11/2022	0163	9.87	PRS
110	300	1000	5070	Retirement	3/25/2022	0166	45.38	PRS
110	300	1000	5070	Retirement	3/11/2022	0167	13.05	PRS
110	300	1000	5070	Retirement	3/11/2022	118841	42.39	PRS
110	300	1000	5070	Retirement	3/11/2022	118843	12.24	PRS
110	300	1000	5070	Retirement	3/25/2022	118845	5.49	PRS
110	300	1000	5070	Retirement	3/28/2022	118847	30.07	PRS
110	300	1000	5070	Retirement	3/31/2022	118848	118.92	PRS
110	300	1000	5070	Retirement	3/31/2022	118849	147.51	PRS
110	300	1000	5070	Retirement	3/31/2022	118850	5.41	PRS
110	300	1000	5070	Retirement	3/31/2022	118853	10.05	PRS
110	350	1000	5070	Retirement	3/25/2022	0066	137.85	PRS
110	350	1000	5070	Retirement	3/31/2022	0066	131.43	PRS

110	350	1000	5070	Retirement	3/11/2022	0067	39.52	PRS
110	350	1000	5070	Retirement	3/31/2022	0083	55.23	PRS
110	350	1000	5070	Retirement	3/25/2022	0085	59.39	PRS
110	350	1000	5070	Retirement	3/11/2022	0086	16.63	PRS
110	350	1000	5070	Retirement	3/31/2022	0158	18.49	PRS
110	350	1000	5070	Retirement	3/25/2022	0165	18.83	PRS
110	350	1000	5070	Retirement	3/11/2022	0166	5.41	PRS
110	400	1000	5070	Retirement	3/31/2022	0083	55.23	PRS
110	400	1000	5070	Retirement	3/25/2022	0085	59.39	PRS
110	400	1000	5070	Retirement	3/11/2022	0086	16.63	PRS
110	400	1000	5070	Retirement	3/31/2022	0093	101.14	PRS
110	400	1000	5070	Retirement	3/25/2022	0095	120.24	PRS
110	400	1000	5070	Retirement	3/11/2022	0096	30.67	PRS
110	400	1000	5070	Retirement	3/31/2022	0158	18.49	PRS
110	400	1000	5070	Retirement	3/25/2022	0165	18.83	PRS
110	400	1000	5070	Retirement	3/11/2022	0166	5.41	PRS
110	450	1000	5070	Retirement	3/25/2022	0019	32.64	PRS
110	450	1000	5070	Retirement	3/11/2022	0020	10.30	PRS
110	450	1000	5070	Retirement	3/31/2022	0021	33.20	PRS
110	450	1000	5070	Retirement	3/25/2022	0062	35.68	PRS
110	450	1000	5070	Retirement	3/31/2022	0062	37.72	PRS
110	450	1000	5070	Retirement	3/11/2022	0063	9.34	PRS
110	450	1000	5070	Retirement	3/25/2022	0064	40.75	PRS
110	450	1000	5070	Retirement	3/31/2022	0064	31.84	PRS
110	450	1000	5070	Retirement	3/11/2022	0065	9.53	PRS
110	450	1000	5070	Retirement	3/31/2022	0083	55.23	PRS
110	450	1000	5070	Retirement	3/25/2022	0085	59.39	PRS
110	450	1000	5070	Retirement	3/11/2022	0086	16.63	PRS
110	450	1000	5070	Retirement	3/31/2022	0093	28.90	PRS
110	450	1000	5070	Retirement	3/25/2022	0095	34.36	PRS
110	450	1000	5070	Retirement	3/11/2022	0096	8.76	PRS
110	450	1000	5070	Retirement	3/31/2022	0112	29.89	PRS
110	450	1000	5070	Retirement	3/25/2022	0114	34.84	PRS
110	450	1000	5070	Retirement	3/11/2022	0116	8.93	PRS
110	450	1000	5070	Retirement	3/31/2022	0120	34.29	PRS
110	450	1000	5070	Retirement	3/25/2022	0122	35.59	PRS
110	450	1000	5070	Retirement	3/31/2022	0124	32.65	PRS
110	450	1000	5070	Retirement	3/11/2022	0125	9.47	PRS
110	450	1000	5070	Retirement	3/25/2022	0126	35.61	PRS
110	450	1000	5070	Retirement	3/11/2022	0129	10.77	PRS
110	450	1000	5070	Retirement	3/31/2022	0158	18.49	PRS
110	450	1000	5070	Retirement	3/25/2022	0165	18.83	PRS
110	450	1000	5070	Retirement	3/11/2022	0166	5.41	PRS
110	500	1000	5070	Retirement	3/25/2022	0037	62.72	PRS
110	500	1000	5070	Retirement	3/31/2022	0040	70.14	PRS
110	500	1000	5070	Retirement	3/11/2022	0042	17.57	PRS
110	500	1000	5070	Retirement	3/31/2022	0098	111.10	PRS
110	500	1000	5070	Retirement	3/25/2022	0100	93.59	PRS
110	500	1000	5070	Retirement	3/31/2022	0101	70.38	PRS
110	500	1000	5070	Retirement	3/11/2022	0102	31.48	PRS

110	500	1000	5070	Retirement	3/25/2022	0104	76.97	PRS
110	500	1000	5070	Retirement	3/31/2022	0106	74.72	PRS
110	500	1000	5070	Retirement	3/11/2022	0106	21.29	PRS
110	500	1000	5070	Retirement	3/25/2022	0107	80.34	PRS
110	500	1000	5070	Retirement	3/11/2022	0110	22.50	PRS
110	500	1000	5070	Retirement	3/31/2022	0121	63.30	PRS
110	500	1000	5070	Retirement	3/25/2022	0123	64.68	PRS
110	500	1000	5070	Retirement	3/11/2022	0126	17.51	PRS
110	500	1000	5070	Retirement	3/31/2022	0140	132.79	PRS
110	500	1000	5070	Retirement	3/25/2022	0145	124.61	PRS
110	500	1000	5070	Retirement	3/11/2022	0147	32.57	PRS
110	500	1000	5070	Retirement	3/31/2022	0158	18.49	PRS
110	500	1000	5070	Retirement	3/25/2022	0165	18.83	PRS
110	500	1000	5070	Retirement	3/11/2022	0166	5.41	PRS
110	500	1000	5070	Retirement	3/31/2022	118852	30.80	PRS
110	525	1000	5070	Retirement	3/25/2022	0033	154.88	PRS
110	525	1000	5070	Retirement	3/31/2022	0036	153.63	PRS
110	525	1000	5070	Retirement	3/11/2022	0037	47.11	PRS
110	525	1000	5070	Retirement	3/31/2022	0065	265.41	PRS
110	525	1000	5070	Retirement	3/25/2022	0065	285.39	PRS
110	525	1000	5070	Retirement	3/11/2022	0066	79.91	PRS
110	525	1000	5070	Retirement	3/31/2022	0079	198.29	PRS
110	525	1000	5070	Retirement	3/25/2022	0081	205.14	PRS
110	525	1000	5070	Retirement	3/11/2022	0081	54.24	PRS
110	525	1000	5070	Retirement	3/31/2022	0106	74.71	PRS
110	525	1000	5070	Retirement	3/25/2022	0107	80.33	PRS
110	525	1000	5070	Retirement	3/11/2022	0110	22.49	PRS
110	525	1000	5070	Retirement	3/31/2022	0152	153.12	PRS
110	525	1000	5070	Retirement	3/31/2022	0158	18.49	PRS
110	525	1000	5070	Retirement	3/11/2022	0160	48.22	PRS
110	525	1000	5070	Retirement	3/25/2022	0160	172.23	PRS
110	525	1000	5070	Retirement	3/25/2022	0165	18.83	PRS
110	525	1000	5070	Retirement	3/11/2022	0166	5.41	PRS
110	540	1000	5070	Retirement	3/31/2022	0095	180.05	PRS
110	540	1000	5070	Retirement	3/25/2022	0097	201.82	PRS
110	540	1000	5070	Retirement	3/11/2022	0098	58.74	PRS
110	540	1000	5070	Retirement	3/31/2022	0106	74.71	PRS
110	540	1000	5070	Retirement	3/25/2022	0107	80.33	PRS
110	540	1000	5070	Retirement	3/11/2022	0110	22.49	PRS
110	540	1000	5070	Retirement	3/31/2022	0158	18.49	PRS
110	540	1000	5070	Retirement	3/25/2022	0165	18.83	PRS
110	540	1000	5070	Retirement	3/11/2022	0166	5.41	PRS
110	550	1000	5070	Retirement	3/25/2022	0037	62.71	PRS
110	550	1000	5070	Retirement	3/31/2022	0040	70.13	PRS
110	550	1000	5070	Retirement	3/11/2022	0042	17.57	PRS
110	550	1000	5070	Retirement	3/31/2022	0098	111.10	PRS
110	550	1000	5070	Retirement	3/25/2022	0100	93.59	PRS
110	550	1000	5070	Retirement	3/31/2022	0101	70.39	PRS
110	550	1000	5070	Retirement	3/11/2022	0102	31.47	PRS
110	550	1000	5070	Retirement	3/25/2022	0104	76.98	PRS

110	550	1000	5070	Retirement	3/31/2022	0106		74.71		PRS
110	550	1000	5070	Retirement	3/11/2022	0106		21.29		PRS
110	550	1000	5070	Retirement	3/25/2022	0107		80.33		PRS
110	550	1000	5070	Retirement	3/11/2022	0110		22.49		PRS
110	550	1000	5070	Retirement	3/31/2022	0121		63.30		PRS
110	550	1000	5070	Retirement	3/25/2022	0123		64.67		PRS
110	550	1000	5070	Retirement	3/11/2022	0126		17.50		PRS
110	550	1000	5070	Retirement	3/31/2022	0140		132.79		PRS
110	550	1000	5070	Retirement	3/25/2022	0145		124.59		PRS
110	550	1000	5070	Retirement	3/11/2022	0147		32.57		PRS
110	550	1000	5070	Retirement	3/31/2022	0158		18.44		PRS
110	550	1000	5070	Retirement	3/25/2022	0165		18.82		PRS
110	550	1000	5070	Retirement	3/11/2022	0166		5.40		PRS
110	550	1000	5070	Retirement	3/31/2022	118852		30.79		PRS
110	135	1000	5010	Salary	3/31/2022	1	Payroll Test for Military EE		0.93	JV
110	110	1000	5010	Salary	3/25/2022	0079		600.00		PRS
110	110	1000	5010	Salary	3/25/2022	0128		450.00		PRS
110	110	1000	5010	Salary	3/25/2022	0137		600.00		PRS
110	110	1000	5010	Salary	3/25/2022	0154		600.00		PRS
110	110	1000	5010	Salary	3/25/2022	0155		1,050.00		PRS
110	120	1000	5010	Salary	3/31/2022	0071		5,472.70		PRS
110	120	1000	5010	Salary	3/25/2022	0071		5,884.62		PRS
110	120	1000	5010	Salary	3/31/2022	0072		1,722.36		PRS
110	120	1000	5010	Salary	3/25/2022	0072		1,852.00		PRS
110	120	1000	5010	Salary	3/11/2022	0072		1,647.69		PRS
110	120	1000	5010	Salary	3/11/2022	0073		518.56		PRS
110	120	1000	5010	Salary	3/31/2022	0094		2,528.86		PRS
110	120	1000	5010	Salary	3/25/2022	0096		2,719.20		PRS
110	120	1000	5010	Salary	3/11/2022	0097		761.38		PRS
110	120	1000	5010	Salary	3/31/2022	0118		1,541.57		PRS
110	120	1000	5010	Salary	3/25/2022	0120		1,679.36		PRS
110	120	1000	5010	Salary	3/11/2022	0122		475.73		PRS
110	120	1000	5010	Salary	3/31/2022	0138		3,048.17		PRS
110	120	1000	5010	Salary	3/25/2022	0143		3,277.60		PRS
110	120	1000	5010	Salary	3/11/2022	0145		917.73		PRS
110	120	1000	5010	Salary	3/31/2022	0151		751.65		PRS
110	120	1000	5010	Salary	3/25/2022	0159		810.25		PRS
110	120	1000	5010	Salary	3/11/2022	0159		225.57		PRS
110	125	1000	5010	Salary	3/25/2022	0053		1,483.20		PRS
110	125	1000	5010	Salary	3/31/2022	0055		1,379.38		PRS
110	125	1000	5010	Salary	3/25/2022	0056		1,524.80		PRS
110	125	1000	5010	Salary	3/11/2022	0056		415.30		PRS
110	125	1000	5010	Salary	3/31/2022	0058		1,435.97		PRS
110	125	1000	5010	Salary	3/11/2022	0059		429.61		PRS
110	125	1000	5010	Salary	3/31/2022	0132		1,243.86		PRS
110	125	1000	5010	Salary	3/25/2022	0135		1,243.66		PRS
110	125	1000	5010	Salary	3/11/2022	0138		361.62		PRS
110	125	1000	5010	Salary	3/31/2022	0157		1,185.37		PRS
110	125	1000	5010	Salary	3/25/2022	0164		1,344.29		PRS
110	125	1000	5010	Salary	3/11/2022	0165		398.73		PRS

110	130	1000	5010	Salary	3/25/2022	0001	1,318.35	PRS
110	130	1000	5010	Salary	3/11/2022	0001	378.84	PRS
110	130	1000	5010	Salary	3/31/2022	0001	1,227.60	PRS
110	130	1000	5010	Salary	3/25/2022	0009	653.73	PRS
110	130	1000	5010	Salary	3/11/2022	0009	179.90	PRS
110	130	1000	5010	Salary	3/31/2022	0010	608.43	PRS
110	130	1000	5010	Salary	3/11/2022	0012	163.77	PRS
110	130	1000	5010	Salary	3/25/2022	0012	1,949.60	PRS
110	130	1000	5010	Salary	3/11/2022	0013	378.84	PRS
110	130	1000	5010	Salary	3/25/2022	0013	1,320.00	PRS
110	130	1000	5010	Salary	3/31/2022	0013	1,813.13	PRS
110	130	1000	5010	Salary	3/31/2022	0014	1,227.60	PRS
110	130	1000	5010	Salary	3/31/2022	0109	1,268.45	PRS
110	130	1000	5010	Salary	3/25/2022	0111	1,356.80	PRS
110	130	1000	5010	Salary	3/11/2022	0113	379.90	PRS
110	130	1000	5010	Salary	3/31/2022	0117	1,634.57	PRS
110	130	1000	5010	Salary	3/25/2022	0119	1,757.60	PRS
110	130	1000	5010	Salary	3/11/2022	0121	492.13	PRS
110	135	1000	5010	Salary	3/25/2022	0006	1,395.20	PRS
110	135	1000	5010	Salary	3/11/2022	0007	274.68	PRS
110	135	1000	5010	Salary	3/31/2022	0008	1,038.96	PRS
110	135	1000	5010	Salary	3/31/2022	0122	2,665.75	PRS
110	135	1000	5010	Salary	3/25/2022	0124	2,866.40	PRS
110	135	1000	5010	Salary	3/11/2022	0127	802.59	PRS
110	140	1000	5010	Salary	3/31/2022	0005	3,111.92	PRS
110	140	1000	5010	Salary	3/31/2022	0147	1,872.45	PRS
110	140	1000	5010	Salary	3/25/2022	0153	1,785.51	PRS
110	140	1000	5010	Salary	3/11/2022	0155	564.54	PRS
110	140	1000	5010	Salary	3/11/2022	118842	468.46	PRS
110	140	1000	5010	Salary	3/25/2022	118844	3,346.15	PRS
110	145	1000	5010	Salary	3/11/2022	0002	507.58	PRS
110	145	1000	5010	Salary	3/25/2022	0002	1,804.87	PRS
110	145	1000	5010	Salary	3/31/2022	0002	1,685.90	PRS
110	145	1000	5010	Salary	3/11/2022	0008	451.47	PRS
110	145	1000	5010	Salary	3/25/2022	0008	1,579.54	PRS
110	145	1000	5010	Salary	3/31/2022	0009	1,498.78	PRS
110	145	1000	5010	Salary	3/31/2022	0074	1,782.77	PRS
110	145	1000	5010	Salary	3/25/2022	0075	1,916.01	PRS
110	145	1000	5010	Salary	3/11/2022	0076	536.48	PRS
110	145	1000	5010	Salary	3/31/2022	0096	3,591.29	PRS
110	145	1000	5010	Salary	3/25/2022	0098	3,861.60	PRS
110	145	1000	5010	Salary	3/11/2022	0100	1,081.25	PRS
110	145	1000	5010	Salary	3/31/2022	118851	2,146.16	PRS
110	200	1000	5010	Salary	3/31/2022	0004	38.35	PRS
110	200	1000	5010	Salary	3/25/2022	0004	122.35	PRS
110	200	1000	5010	Salary	3/11/2022	0004	10.69	PRS
110	200	1000	5010	Salary	3/25/2022	0022	21.63	PRS
110	200	1000	5010	Salary	3/25/2022	0023	42.84	PRS
110	200	1000	5010	Salary	3/11/2022	0023	9.04	PRS
110	200	1000	5010	Salary	3/31/2022	0024	30.20	PRS

110	200	1000	5010	Salary	3/25/2022	0025	84.60	PRS
110	200	1000	5010	Salary	3/31/2022	0026	53.17	PRS
110	200	1000	5010	Salary	3/11/2022	0026	14.10	PRS
110	200	1000	5010	Salary	3/31/2022	0028	108.18	PRS
110	200	1000	5010	Salary	3/11/2022	0028	31.70	PRS
110	200	1000	5010	Salary	3/25/2022	0031	985.51	PRS
110	200	1000	5010	Salary	3/31/2022	0033	916.52	PRS
110	200	1000	5010	Salary	3/11/2022	0034	275.94	PRS
110	200	1000	5010	Salary	3/25/2022	0038	213.23	PRS
110	200	1000	5010	Salary	3/25/2022	0039	165.35	PRS
110	200	1000	5010	Salary	3/25/2022	0040	11.70	PRS
110	200	1000	5010	Salary	3/31/2022	0041	187.05	PRS
110	200	1000	5010	Salary	3/25/2022	0041	20.25	PRS
110	200	1000	5010	Salary	3/31/2022	0042	149.55	PRS
110	200	1000	5010	Salary	3/25/2022	0043	270.00	PRS
110	200	1000	5010	Salary	3/11/2022	0043	55.13	PRS
110	200	1000	5010	Salary	3/31/2022	0043	61.38	PRS
110	200	1000	5010	Salary	3/11/2022	0044	54.08	PRS
110	200	1000	5010	Salary	3/11/2022	0045	18.44	PRS
110	200	1000	5010	Salary	3/31/2022	0046	251.10	PRS
110	200	1000	5010	Salary	3/11/2022	0047	75.60	PRS
110	200	1000	5010	Salary	3/25/2022	0047	82.65	PRS
110	200	1000	5010	Salary	3/25/2022	0049	107.80	PRS
110	200	1000	5010	Salary	3/31/2022	0050	52.35	PRS
110	200	1000	5010	Salary	3/11/2022	0051	16.41	PRS
110	200	1000	5010	Salary	3/25/2022	0059	30.82	PRS
110	200	1000	5010	Salary	3/25/2022	0060	40.07	PRS
110	200	1000	5010	Salary	3/31/2022	0060	11.20	PRS
110	200	1000	5010	Salary	3/25/2022	0061	55.67	PRS
110	200	1000	5010	Salary	3/31/2022	0061	37.09	PRS
110	200	1000	5010	Salary	3/11/2022	0061	5.67	PRS
110	200	1000	5010	Salary	3/11/2022	0062	10.84	PRS
110	200	1000	5010	Salary	3/25/2022	0063	316.06	PRS
110	200	1000	5010	Salary	3/31/2022	0063	269.13	PRS
110	200	1000	5010	Salary	3/11/2022	0064	86.57	PRS
110	200	1000	5010	Salary	3/31/2022	0068	28.43	PRS
110	200	1000	5010	Salary	3/25/2022	0068	37.72	PRS
110	200	1000	5010	Salary	3/11/2022	0069	16.78	PRS
110	200	1000	5010	Salary	3/31/2022	0078	48.11	PRS
110	200	1000	5010	Salary	3/11/2022	0080	11.25	PRS
110	200	1000	5010	Salary	3/25/2022	0080	126.11	PRS
110	200	1000	5010	Salary	3/31/2022	0081	224.82	PRS
110	200	1000	5010	Salary	3/25/2022	0083	222.67	PRS
110	200	1000	5010	Salary	3/11/2022	0083	8.40	PRS
110	200	1000	5010	Salary	3/11/2022	0084	46.74	PRS
110	200	1000	5010	Salary	3/31/2022	0085	231.13	PRS
110	200	1000	5010	Salary	3/31/2022	0086	93.89	PRS
110	200	1000	5010	Salary	3/25/2022	0087	243.61	PRS
110	200	1000	5010	Salary	3/11/2022	0088	69.94	PRS
110	200	1000	5010	Salary	3/31/2022	0099	703.08	PRS

110	200	1000	5010	Salary	3/11/2022	0099	3.79	PRS
110	200	1000	5010	Salary	3/25/2022	0101	756.00	PRS
110	200	1000	5010	Salary	3/11/2022	0103	211.68	PRS
110	200	1000	5010	Salary	3/31/2022	0103	10.56	PRS
110	200	1000	5010	Salary	3/31/2022	0104	104.09	PRS
110	200	1000	5010	Salary	3/25/2022	0106	34.13	PRS
110	200	1000	5010	Salary	3/31/2022	0107	95.13	PRS
110	200	1000	5010	Salary	3/11/2022	0108	23.68	PRS
110	200	1000	5010	Salary	3/25/2022	0109	140.40	PRS
110	200	1000	5010	Salary	3/11/2022	0111	30.28	PRS
110	200	1000	5010	Salary	3/31/2022	0123	357.12	PRS
110	200	1000	5010	Salary	3/25/2022	0125	384.00	PRS
110	200	1000	5010	Salary	3/11/2022	0128	107.52	PRS
110	200	1000	5010	Salary	3/11/2022	0132	36.44	PRS
110	200	1000	5010	Salary	3/31/2022	0137	208.01	PRS
110	200	1000	5010	Salary	3/25/2022	0141	228.00	PRS
110	200	1000	5010	Salary	3/25/2022	0142	78.37	PRS
110	200	1000	5010	Salary	3/31/2022	0142	101.65	PRS
110	200	1000	5010	Salary	3/11/2022	0143	63.58	PRS
110	200	1000	5010	Salary	3/11/2022	0144	4.74	PRS
110	200	1000	5010	Salary	3/31/2022	0146	75.69	PRS
110	200	1000	5010	Salary	3/25/2022	0146	480.00	PRS
110	200	1000	5010	Salary	3/11/2022	0148	134.40	PRS
110	200	1000	5010	Salary	3/25/2022	0148	105.83	PRS
110	200	1000	5010	Salary	3/11/2022	0150	29.50	PRS
110	200	1000	5010	Salary	3/25/2022	0152	51.06	PRS
110	200	1000	5010	Salary	3/11/2022	0154	19.25	PRS
110	200	1000	5010	Salary	3/31/2022	0156	1,879.07	PRS
110	200	1000	5010	Salary	3/25/2022	0163	2,000.00	PRS
110	200	1000	5010	Salary	3/11/2022	0164	560.00	PRS
110	200	1000	5010	Salary	3/25/2022	118845	17.58	PRS
110	200	1000	5010	Salary	3/25/2022	118846	39.71	PRS
110	200	1000	5010	Salary	3/28/2022	118847	150.00	PRS
110	200	1000	5010	Salary	3/31/2022	118848	446.40	PRS
110	200	1000	5010	Salary	3/31/2022	118850	15.23	PRS
110	250	1000	5010	Salary	3/11/2022	0003	33.47	PRS
110	250	1000	5010	Salary	3/25/2022	0003	60.53	PRS
110	250	1000	5010	Salary	3/31/2022	0003	150.57	PRS
110	250	1000	5010	Salary	3/11/2022	0015	7.66	PRS
110	250	1000	5010	Salary	3/25/2022	0016	39.77	PRS
110	250	1000	5010	Salary	3/31/2022	0016	17.61	PRS
110	250	1000	5010	Salary	3/11/2022	0017	6.04	PRS
110	250	1000	5010	Salary	3/25/2022	0018	25.98	PRS
110	250	1000	5010	Salary	3/31/2022	0018	113.29	PRS
110	250	1000	5010	Salary	3/11/2022	0019	13.46	PRS
110	250	1000	5010	Salary	3/31/2022	0020	147.05	PRS
110	250	1000	5010	Salary	3/25/2022	0024	294.71	PRS
110	250	1000	5010	Salary	3/11/2022	0024	47.48	PRS
110	250	1000	5010	Salary	3/11/2022	0025	3.60	PRS
110	250	1000	5010	Salary	3/31/2022	0025	57.04	PRS

110	250	1000	5010	Salary	3/31/2022	0027	106.63	PRS
110	250	1000	5010	Salary	3/11/2022	0027	41.28	PRS
110	250	1000	5010	Salary	3/25/2022	0031	985.51	PRS
110	250	1000	5010	Salary	3/31/2022	0033	916.52	PRS
110	250	1000	5010	Salary	3/11/2022	0034	275.94	PRS
110	250	1000	5010	Salary	3/31/2022	0034	34.24	PRS
110	250	1000	5010	Salary	3/11/2022	0035	6.13	PRS
110	250	1000	5010	Salary	3/25/2022	0042	128.53	PRS
110	250	1000	5010	Salary	3/25/2022	0045	162.49	PRS
110	250	1000	5010	Salary	3/31/2022	0045	66.60	PRS
110	250	1000	5010	Salary	3/11/2022	0046	78.53	PRS
110	250	1000	5010	Salary	3/31/2022	0048	282.91	PRS
110	250	1000	5010	Salary	3/11/2022	0049	95.85	PRS
110	250	1000	5010	Salary	3/25/2022	0050	233.44	PRS
110	250	1000	5010	Salary	3/25/2022	0051	1,920.00	PRS
110	250	1000	5010	Salary	3/31/2022	0052	128.66	PRS
110	250	1000	5010	Salary	3/11/2022	0053	30.19	PRS
110	250	1000	5010	Salary	3/31/2022	0053	1,785.60	PRS
110	250	1000	5010	Salary	3/11/2022	0054	322.56	PRS
110	250	1000	5010	Salary	3/25/2022	0054	916.66	PRS
110	250	1000	5010	Salary	3/31/2022	0056	875.97	PRS
110	250	1000	5010	Salary	3/25/2022	0057	132.76	PRS
110	250	1000	5010	Salary	3/11/2022	0057	213.98	PRS
110	250	1000	5010	Salary	3/31/2022	0059	127.38	PRS
110	250	1000	5010	Salary	3/11/2022	0060	12.43	PRS
110	250	1000	5010	Salary	3/25/2022	0067	337.38	PRS
110	250	1000	5010	Salary	3/31/2022	0067	110.65	PRS
110	250	1000	5010	Salary	3/11/2022	0068	11.10	PRS
110	250	1000	5010	Salary	3/25/2022	0073	43.66	PRS
110	250	1000	5010	Salary	3/31/2022	0073	100.97	PRS
110	250	1000	5010	Salary	3/11/2022	0074	20.12	PRS
110	250	1000	5010	Salary	3/25/2022	0074	135.50	PRS
110	250	1000	5010	Salary	3/11/2022	0075	17.61	PRS
110	250	1000	5010	Salary	3/31/2022	0075	195.09	PRS
110	250	1000	5010	Salary	3/31/2022	0076	255.81	PRS
110	250	1000	5010	Salary	3/25/2022	0076	377.88	PRS
110	250	1000	5010	Salary	3/25/2022	0077	700.09	PRS
110	250	1000	5010	Salary	3/31/2022	0077	367.31	PRS
110	250	1000	5010	Salary	3/11/2022	0077	41.62	PRS
110	250	1000	5010	Salary	3/11/2022	0078	70.47	PRS
110	250	1000	5010	Salary	3/25/2022	0078	332.21	PRS
110	250	1000	5010	Salary	3/11/2022	0079	73.00	PRS
110	250	1000	5010	Salary	3/31/2022	0084	783.17	PRS
110	250	1000	5010	Salary	3/25/2022	0086	811.03	PRS
110	250	1000	5010	Salary	3/31/2022	0087	178.76	PRS
110	250	1000	5010	Salary	3/11/2022	0087	208.24	PRS
110	250	1000	5010	Salary	3/31/2022	0088	154.87	PRS
110	250	1000	5010	Salary	3/25/2022	0089	406.04	PRS
110	250	1000	5010	Salary	3/25/2022	0090	387.87	PRS
110	250	1000	5010	Salary	3/11/2022	0090	60.20	PRS

110	250	1000	5010	Salary	3/11/2022	0091	23.15	PRS
110	250	1000	5010	Salary	3/25/2022	0102	28.61	PRS
110	250	1000	5010	Salary	3/31/2022	0105	30.74	PRS
110	250	1000	5010	Salary	3/11/2022	0105	21.36	PRS
110	250	1000	5010	Salary	3/31/2022	0108	1,400.36	PRS
110	250	1000	5010	Salary	3/25/2022	0108	30.35	PRS
110	250	1000	5010	Salary	3/11/2022	0109	15.86	PRS
110	250	1000	5010	Salary	3/25/2022	0110	1,509.03	PRS
110	250	1000	5010	Salary	3/31/2022	0110	252.40	PRS
110	250	1000	5010	Salary	3/11/2022	0112	417.73	PRS
110	250	1000	5010	Salary	3/25/2022	0112	437.78	PRS
110	250	1000	5010	Salary	3/31/2022	0113	1,072.22	PRS
110	250	1000	5010	Salary	3/11/2022	0114	54.38	PRS
110	250	1000	5010	Salary	3/25/2022	0115	1,058.29	PRS
110	250	1000	5010	Salary	3/31/2022	0116	394.44	PRS
110	250	1000	5010	Salary	3/11/2022	0117	322.49	PRS
110	250	1000	5010	Salary	3/25/2022	0118	397.25	PRS
110	250	1000	5010	Salary	3/11/2022	0120	107.70	PRS
110	250	1000	5010	Salary	3/11/2022	0123	34.85	PRS
110	250	1000	5010	Salary	3/31/2022	0126	162.02	PRS
110	250	1000	5010	Salary	3/31/2022	0128	150.00	PRS
110	250	1000	5010	Salary	3/31/2022	0129	364.55	PRS
110	250	1000	5010	Salary	3/25/2022	0129	200.30	PRS
110	250	1000	5010	Salary	3/31/2022	0130	685.42	PRS
110	250	1000	5010	Salary	3/25/2022	0131	52.41	PRS
110	250	1000	5010	Salary	3/31/2022	0131	172.24	PRS
110	250	1000	5010	Salary	3/11/2022	0131	41.92	PRS
110	250	1000	5010	Salary	3/25/2022	0132	417.12	PRS
110	250	1000	5010	Salary	3/31/2022	0133	59.94	PRS
110	250	1000	5010	Salary	3/25/2022	0133	721.12	PRS
110	250	1000	5010	Salary	3/11/2022	0134	47.97	PRS
110	250	1000	5010	Salary	3/25/2022	0134	481.90	PRS
110	250	1000	5010	Salary	3/11/2022	0135	140.71	PRS
110	250	1000	5010	Salary	3/31/2022	0135	16.92	PRS
110	250	1000	5010	Salary	3/25/2022	0136	337.80	PRS
110	250	1000	5010	Salary	3/11/2022	0136	232.83	PRS
110	250	1000	5010	Salary	3/11/2022	0137	84.00	PRS
110	250	1000	5010	Salary	3/31/2022	0139	197.76	PRS
110	250	1000	5010	Salary	3/11/2022	0139	6.81	PRS
110	250	1000	5010	Salary	3/31/2022	0141	551.53	PRS
110	250	1000	5010	Salary	3/31/2022	0143	145.07	PRS
110	250	1000	5010	Salary	3/25/2022	0144	149.15	PRS
110	250	1000	5010	Salary	3/31/2022	0145	188.20	PRS
110	250	1000	5010	Salary	3/11/2022	0146	38.79	PRS
110	250	1000	5010	Salary	3/25/2022	0147	373.59	PRS
110	250	1000	5010	Salary	3/31/2022	0148	386.28	PRS
110	250	1000	5010	Salary	3/11/2022	0149	61.68	PRS
110	250	1000	5010	Salary	3/25/2022	0149	175.68	PRS
110	250	1000	5010	Salary	3/31/2022	0150	216.11	PRS
110	250	1000	5010	Salary	3/25/2022	0151	149.39	PRS

110	250	1000	5010	Salary	3/11/2022	0151	32.32	PRS
110	250	1000	5010	Salary	3/31/2022	0153	121.00	PRS
110	250	1000	5010	Salary	3/11/2022	0153	76.32	PRS
110	250	1000	5010	Salary	3/31/2022	0154	72.10	PRS
110	250	1000	5010	Salary	3/11/2022	0156	105.10	PRS
110	250	1000	5010	Salary	3/25/2022	0156	457.01	PRS
110	250	1000	5010	Salary	3/11/2022	0158	74.77	PRS
110	250	1000	5010	Salary	3/25/2022	0158	269.71	PRS
110	250	1000	5010	Salary	3/11/2022	0161	65.95	PRS
110	250	1000	5010	Salary	3/25/2022	0161	380.00	PRS
110	250	1000	5010	Salary	3/11/2022	0162	25.54	PRS
110	275	1000	5010	Salary	3/25/2022	0019	1,102.11	PRS
110	275	1000	5010	Salary	3/11/2022	0020	353.06	PRS
110	275	1000	5010	Salary	3/31/2022	0021	1,054.62	PRS
110	275	1000	5010	Salary	3/25/2022	0062	1,142.40	PRS
110	275	1000	5010	Salary	3/31/2022	0062	1,155.33	PRS
110	275	1000	5010	Salary	3/11/2022	0063	326.35	PRS
110	275	1000	5010	Salary	3/25/2022	0064	1,283.46	PRS
110	275	1000	5010	Salary	3/31/2022	0064	1,105.98	PRS
110	275	1000	5010	Salary	3/11/2022	0065	332.98	PRS
110	275	1000	5010	Salary	3/31/2022	0083	643.00	PRS
110	275	1000	5010	Salary	3/25/2022	0085	691.40	PRS
110	275	1000	5010	Salary	3/11/2022	0086	193.59	PRS
110	275	1000	5010	Salary	3/31/2022	0093	153.93	PRS
110	275	1000	5010	Salary	3/25/2022	0095	165.52	PRS
110	275	1000	5010	Salary	3/11/2022	0096	48.08	PRS
110	275	1000	5010	Salary	3/31/2022	0112	1,017.02	PRS
110	275	1000	5010	Salary	3/25/2022	0114	1,188.87	PRS
110	275	1000	5010	Salary	3/11/2022	0116	311.84	PRS
110	275	1000	5010	Salary	3/31/2022	0120	1,118.52	PRS
110	275	1000	5010	Salary	3/25/2022	0122	1,106.40	PRS
110	275	1000	5010	Salary	3/31/2022	0124	1,086.98	PRS
110	275	1000	5010	Salary	3/11/2022	0125	318.78	PRS
110	275	1000	5010	Salary	3/25/2022	0126	1,168.80	PRS
110	275	1000	5010	Salary	3/11/2022	0129	354.59	PRS
110	275	1000	5010	Salary	3/31/2022	0158	203.86	PRS
110	275	1000	5010	Salary	3/25/2022	0165	219.22	PRS
110	275	1000	5010	Salary	3/11/2022	0166	62.93	PRS
110	300	1000	5010	Salary	3/11/2022	0004	60.58	PRS
110	300	1000	5010	Salary	3/31/2022	0004	217.34	PRS
110	300	1000	5010	Salary	3/25/2022	0004	693.32	PRS
110	300	1000	5010	Salary	3/11/2022	0005	146.99	PRS
110	300	1000	5010	Salary	3/25/2022	0005	487.87	PRS
110	300	1000	5010	Salary	3/11/2022	0006	95.87	PRS
110	300	1000	5010	Salary	3/31/2022	0006	352.90	PRS
110	300	1000	5010	Salary	3/25/2022	0007	369.50	PRS
110	300	1000	5010	Salary	3/31/2022	0007	333.50	PRS
110	300	1000	5010	Salary	3/11/2022	0010	105.87	PRS
110	300	1000	5010	Salary	3/25/2022	0010	401.04	PRS
110	300	1000	5010	Salary	3/25/2022	0011	332.60	PRS

110	300	1000	5010	Salary	3/11/2022	0011	60.05	PRS
110	300	1000	5010	Salary	3/31/2022	0011	350.09	PRS
110	300	1000	5010	Salary	3/31/2022	0012	300.59	PRS
110	300	1000	5010	Salary	3/25/2022	0014	544.48	PRS
110	300	1000	5010	Salary	3/11/2022	0014	104.21	PRS
110	300	1000	5010	Salary	3/31/2022	0015	904.41	PRS
110	300	1000	5010	Salary	3/25/2022	0015	526.78	PRS
110	300	1000	5010	Salary	3/11/2022	0016	147.12	PRS
110	300	1000	5010	Salary	3/31/2022	0017	479.22	PRS
110	300	1000	5010	Salary	3/25/2022	0017	327.12	PRS
110	300	1000	5010	Salary	3/11/2022	0018	80.04	PRS
110	300	1000	5010	Salary	3/31/2022	0019	221.75	PRS
110	300	1000	5010	Salary	3/25/2022	0020	651.72	PRS
110	300	1000	5010	Salary	3/11/2022	0021	200.16	PRS
110	300	1000	5010	Salary	3/25/2022	0021	227.12	PRS
110	300	1000	5010	Salary	3/31/2022	0022	561.68	PRS
110	300	1000	5010	Salary	3/25/2022	0022	122.57	PRS
110	300	1000	5010	Salary	3/11/2022	0022	27.04	PRS
110	300	1000	5010	Salary	3/25/2022	0023	242.79	PRS
110	300	1000	5010	Salary	3/11/2022	0023	51.21	PRS
110	300	1000	5010	Salary	3/31/2022	0023	169.55	PRS
110	300	1000	5010	Salary	3/31/2022	0024	171.09	PRS
110	300	1000	5010	Salary	3/25/2022	0025	197.40	PRS
110	300	1000	5010	Salary	3/11/2022	0026	79.88	PRS
110	300	1000	5010	Salary	3/31/2022	0026	301.28	PRS
110	300	1000	5010	Salary	3/25/2022	0026	206.52	PRS
110	300	1000	5010	Salary	3/25/2022	0027	208.44	PRS
110	300	1000	5010	Salary	3/11/2022	0028	73.97	PRS
110	300	1000	5010	Salary	3/31/2022	0028	252.40	PRS
110	300	1000	5010	Salary	3/25/2022	0028	476.88	PRS
110	300	1000	5010	Salary	3/25/2022	0029	411.36	PRS
110	300	1000	5010	Salary	3/11/2022	0029	68.21	PRS
110	300	1000	5010	Salary	3/31/2022	0029	126.81	PRS
110	300	1000	5010	Salary	3/11/2022	0030	83.53	PRS
110	300	1000	5010	Salary	3/25/2022	0030	68.25	PRS
110	300	1000	5010	Salary	3/31/2022	0030	324.73	PRS
110	300	1000	5010	Salary	3/25/2022	0031	1,015.38	PRS
110	300	1000	5010	Salary	3/11/2022	0031	93.95	PRS
110	300	1000	5010	Salary	3/31/2022	0031	294.74	PRS
110	300	1000	5010	Salary	3/31/2022	0032	227.22	PRS
110	300	1000	5010	Salary	3/11/2022	0032	104.40	PRS
110	300	1000	5010	Salary	3/25/2022	0032	500.52	PRS
110	300	1000	5010	Salary	3/31/2022	0033	944.32	PRS
110	300	1000	5010	Salary	3/11/2022	0033	12.95	PRS
110	300	1000	5010	Salary	3/11/2022	0034	284.31	PRS
110	300	1000	5010	Salary	3/25/2022	0034	444.12	PRS
110	300	1000	5010	Salary	3/31/2022	0035	242.62	PRS
110	300	1000	5010	Salary	3/25/2022	0035	466.56	PRS
110	300	1000	5010	Salary	3/11/2022	0036	93.68	PRS
110	300	1000	5010	Salary	3/25/2022	0036	444.36	PRS

110	300	1000	5010	Salary	3/31/2022	0037	428.66	PRS
110	300	1000	5010	Salary	3/25/2022	0038	497.53	PRS
110	300	1000	5010	Salary	3/31/2022	0038	365.27	PRS
110	300	1000	5010	Salary	3/11/2022	0038	78.76	PRS
110	300	1000	5010	Salary	3/11/2022	0039	54.20	PRS
110	300	1000	5010	Salary	3/31/2022	0039	446.07	PRS
110	300	1000	5010	Salary	3/25/2022	0039	385.81	PRS
110	300	1000	5010	Salary	3/25/2022	0040	363.30	PRS
110	300	1000	5010	Salary	3/11/2022	0040	117.26	PRS
110	300	1000	5010	Salary	3/31/2022	0041	436.46	PRS
110	300	1000	5010	Salary	3/11/2022	0041	83.09	PRS
110	300	1000	5010	Salary	3/25/2022	0041	114.75	PRS
110	300	1000	5010	Salary	3/31/2022	0042	348.96	PRS
110	300	1000	5010	Salary	3/25/2022	0043	1,530.00	PRS
110	300	1000	5010	Salary	3/11/2022	0043	128.63	PRS
110	300	1000	5010	Salary	3/31/2022	0043	347.82	PRS
110	300	1000	5010	Salary	3/31/2022	0044	345.18	PRS
110	300	1000	5010	Salary	3/25/2022	0044	435.48	PRS
110	300	1000	5010	Salary	3/11/2022	0044	126.18	PRS
110	300	1000	5010	Salary	3/11/2022	0045	104.51	PRS
110	300	1000	5010	Salary	3/31/2022	0046	1,422.90	PRS
110	300	1000	5010	Salary	3/25/2022	0046	595.56	PRS
110	300	1000	5010	Salary	3/11/2022	0047	428.40	PRS
110	300	1000	5010	Salary	3/31/2022	0047	94.64	PRS
110	300	1000	5010	Salary	3/25/2022	0047	468.35	PRS
110	300	1000	5010	Salary	3/25/2022	0048	636.96	PRS
110	300	1000	5010	Salary	3/11/2022	0048	118.94	PRS
110	300	1000	5010	Salary	3/25/2022	0049	610.88	PRS
110	300	1000	5010	Salary	3/31/2022	0049	194.74	PRS
110	300	1000	5010	Salary	3/31/2022	0050	296.63	PRS
110	300	1000	5010	Salary	3/11/2022	0050	84.71	PRS
110	300	1000	5010	Salary	3/31/2022	0051	383.90	PRS
110	300	1000	5010	Salary	3/11/2022	0051	92.97	PRS
110	300	1000	5010	Salary	3/25/2022	0052	207.90	PRS
110	300	1000	5010	Salary	3/11/2022	0052	158.79	PRS
110	300	1000	5010	Salary	3/31/2022	0054	195.41	PRS
110	300	1000	5010	Salary	3/11/2022	0055	59.01	PRS
110	300	1000	5010	Salary	3/25/2022	0055	172.99	PRS
110	300	1000	5010	Salary	3/31/2022	0057	152.21	PRS
110	300	1000	5010	Salary	3/25/2022	0058	1,767.70	PRS
110	300	1000	5010	Salary	3/11/2022	0058	47.94	PRS
110	300	1000	5010	Salary	3/25/2022	0059	174.68	PRS
110	300	1000	5010	Salary	3/25/2022	0060	227.05	PRS
110	300	1000	5010	Salary	3/31/2022	0060	63.44	PRS
110	300	1000	5010	Salary	3/25/2022	0061	315.47	PRS
110	300	1000	5010	Salary	3/31/2022	0061	210.16	PRS
110	300	1000	5010	Salary	3/11/2022	0061	32.13	PRS
110	300	1000	5010	Salary	3/11/2022	0062	61.44	PRS
110	300	1000	5010	Salary	3/25/2022	0063	737.47	PRS
110	300	1000	5010	Salary	3/31/2022	0063	627.96	PRS

110	300	1000	5010	Salary	3/11/2022	0064	202.00	PRS
110	300	1000	5010	Salary	3/31/2022	0068	161.09	PRS
110	300	1000	5010	Salary	3/25/2022	0068	213.77	PRS
110	300	1000	5010	Salary	3/11/2022	0069	95.11	PRS
110	300	1000	5010	Salary	3/25/2022	0069	99.84	PRS
110	300	1000	5010	Salary	3/31/2022	0069	125.55	PRS
110	300	1000	5010	Salary	3/31/2022	0070	333.68	PRS
110	300	1000	5010	Salary	3/25/2022	0070	406.20	PRS
110	300	1000	5010	Salary	3/11/2022	0070	25.34	PRS
110	300	1000	5010	Salary	3/11/2022	0071	34.17	PRS
110	300	1000	5010	Salary	3/31/2022	0078	272.65	PRS
110	300	1000	5010	Salary	3/25/2022	0080	714.60	PRS
110	300	1000	5010	Salary	3/11/2022	0080	63.76	PRS
110	300	1000	5010	Salary	3/31/2022	0080	397.63	PRS
110	300	1000	5010	Salary	3/31/2022	0081	524.58	PRS
110	300	1000	5010	Salary	3/31/2022	0082	718.48	PRS
110	300	1000	5010	Salary	3/25/2022	0082	325.08	PRS
110	300	1000	5010	Salary	3/11/2022	0082	142.23	PRS
110	300	1000	5010	Salary	3/25/2022	0083	519.55	PRS
110	300	1000	5010	Salary	3/11/2022	0083	19.60	PRS
110	300	1000	5010	Salary	3/25/2022	0084	806.64	PRS
110	300	1000	5010	Salary	3/11/2022	0084	109.06	PRS
110	300	1000	5010	Salary	3/11/2022	0085	229.52	PRS
110	300	1000	5010	Salary	3/31/2022	0085	539.32	PRS
110	300	1000	5010	Salary	3/31/2022	0086	219.07	PRS
110	300	1000	5010	Salary	3/25/2022	0087	568.43	PRS
110	300	1000	5010	Salary	3/25/2022	0088	48.29	PRS
110	300	1000	5010	Salary	3/11/2022	0088	163.19	PRS
110	300	1000	5010	Salary	3/11/2022	0089	165.96	PRS
110	300	1000	5010	Salary	3/31/2022	0089	104.38	PRS
110	300	1000	5010	Salary	3/31/2022	0090	1,563.89	PRS
110	300	1000	5010	Salary	3/31/2022	0091	676.84	PRS
110	300	1000	5010	Salary	3/25/2022	0091	83.41	PRS
110	300	1000	5010	Salary	3/31/2022	0092	139.96	PRS
110	300	1000	5010	Salary	3/11/2022	0092	27.96	PRS
110	300	1000	5010	Salary	3/25/2022	0092	1,681.60	PRS
110	300	1000	5010	Salary	3/25/2022	0093	866.99	PRS
110	300	1000	5010	Salary	3/11/2022	0093	470.85	PRS
110	300	1000	5010	Salary	3/25/2022	0094	130.46	PRS
110	300	1000	5010	Salary	3/11/2022	0094	212.57	PRS
110	300	1000	5010	Salary	3/11/2022	0095	22.16	PRS
110	300	1000	5010	Salary	3/31/2022	0097	259.48	PRS
110	300	1000	5010	Salary	3/31/2022	0099	1,305.72	PRS
110	300	1000	5010	Salary	3/11/2022	0099	21.47	PRS
110	300	1000	5010	Salary	3/25/2022	0099	283.99	PRS
110	300	1000	5010	Salary	3/31/2022	0100	241.13	PRS
110	300	1000	5010	Salary	3/25/2022	0101	1,404.00	PRS
110	300	1000	5010	Salary	3/11/2022	0101	79.74	PRS
110	300	1000	5010	Salary	3/31/2022	0102	941.21	PRS
110	300	1000	5010	Salary	3/11/2022	0103	393.12	PRS

110	300	1000	5010	Salary	3/31/2022	0103	59.84	PRS
110	300	1000	5010	Salary	3/25/2022	0103	264.22	PRS
110	300	1000	5010	Salary	3/31/2022	0104	242.88	PRS
110	300	1000	5010	Salary	3/11/2022	0104	74.53	PRS
110	300	1000	5010	Salary	3/25/2022	0105	977.36	PRS
110	300	1000	5010	Salary	3/25/2022	0106	79.63	PRS
110	300	1000	5010	Salary	3/31/2022	0107	539.07	PRS
110	300	1000	5010	Salary	3/11/2022	0107	271.57	PRS
110	300	1000	5010	Salary	3/11/2022	0108	55.25	PRS
110	300	1000	5010	Salary	3/25/2022	0109	795.58	PRS
110	300	1000	5010	Salary	3/31/2022	0111	346.41	PRS
110	300	1000	5010	Salary	3/11/2022	0111	171.62	PRS
110	300	1000	5010	Salary	3/25/2022	0113	479.18	PRS
110	300	1000	5010	Salary	3/31/2022	0114	607.34	PRS
110	300	1000	5010	Salary	3/11/2022	0115	107.13	PRS
110	300	1000	5010	Salary	3/31/2022	0115	482.67	PRS
110	300	1000	5010	Salary	3/25/2022	0116	694.23	PRS
110	300	1000	5010	Salary	3/25/2022	0117	527.04	PRS
110	300	1000	5010	Salary	3/11/2022	0118	183.73	PRS
110	300	1000	5010	Salary	3/11/2022	0119	135.58	PRS
110	300	1000	5010	Salary	3/31/2022	0119	710.91	PRS
110	300	1000	5010	Salary	3/25/2022	0121	820.00	PRS
110	300	1000	5010	Salary	3/31/2022	0123	2,023.68	PRS
110	300	1000	5010	Salary	3/11/2022	0124	228.02	PRS
110	300	1000	5010	Salary	3/25/2022	0125	2,176.00	PRS
110	300	1000	5010	Salary	3/31/2022	0125	507.72	PRS
110	300	1000	5010	Salary	3/31/2022	0127	786.71	PRS
110	300	1000	5010	Salary	3/25/2022	0127	549.03	PRS
110	300	1000	5010	Salary	3/11/2022	0128	609.28	PRS
110	300	1000	5010	Salary	3/25/2022	0130	791.74	PRS
110	300	1000	5010	Salary	3/11/2022	0130	154.52	PRS
110	300	1000	5010	Salary	3/11/2022	0132	85.03	PRS
110	300	1000	5010	Salary	3/11/2022	0133	234.91	PRS
110	300	1000	5010	Salary	3/31/2022	0134	1,987.97	PRS
110	300	1000	5010	Salary	3/31/2022	0135	826.44	PRS
110	300	1000	5010	Salary	3/31/2022	0136	1,174.96	PRS
110	300	1000	5010	Salary	3/31/2022	0137	1,178.73	PRS
110	300	1000	5010	Salary	3/25/2022	0138	2,143.75	PRS
110	300	1000	5010	Salary	3/25/2022	0139	821.23	PRS
110	300	1000	5010	Salary	3/25/2022	0140	1,268.00	PRS
110	300	1000	5010	Salary	3/11/2022	0140	599.50	PRS
110	300	1000	5010	Salary	3/25/2022	0141	1,292.00	PRS
110	300	1000	5010	Salary	3/11/2022	0141	214.37	PRS
110	300	1000	5010	Salary	3/25/2022	0142	444.07	PRS
110	300	1000	5010	Salary	3/11/2022	0142	348.61	PRS
110	300	1000	5010	Salary	3/31/2022	0142	575.99	PRS
110	300	1000	5010	Salary	3/11/2022	0143	360.27	PRS
110	300	1000	5010	Salary	3/31/2022	0144	137.61	PRS
110	300	1000	5010	Salary	3/11/2022	0144	26.85	PRS
110	300	1000	5010	Salary	3/31/2022	0146	176.62	PRS

110	300	1000	5010	Salary	3/25/2022	0146	1,120.00	PRS
110	300	1000	5010	Salary	3/11/2022	0148	313.60	PRS
110	300	1000	5010	Salary	3/25/2022	0148	599.71	PRS
110	300	1000	5010	Salary	3/31/2022	0149	337.66	PRS
110	300	1000	5010	Salary	3/25/2022	0150	294.50	PRS
110	300	1000	5010	Salary	3/11/2022	0150	167.17	PRS
110	300	1000	5010	Salary	3/31/2022	0151	1,395.92	PRS
110	300	1000	5010	Salary	3/25/2022	0152	119.14	PRS
110	300	1000	5010	Salary	3/11/2022	0152	79.22	PRS
110	300	1000	5010	Salary	3/11/2022	0154	44.91	PRS
110	300	1000	5010	Salary	3/31/2022	0155	431.11	PRS
110	300	1000	5010	Salary	3/11/2022	0157	103.91	PRS
110	300	1000	5010	Salary	3/25/2022	0157	398.21	PRS
110	300	1000	5010	Salary	3/11/2022	0159	418.91	PRS
110	300	1000	5010	Salary	3/25/2022	0159	1,504.74	PRS
110	300	1000	5010	Salary	3/31/2022	0159	557.99	PRS
110	300	1000	5010	Salary	3/25/2022	0162	472.20	PRS
110	300	1000	5010	Salary	3/11/2022	0163	114.95	PRS
110	300	1000	5010	Salary	3/25/2022	0166	528.23	PRS
110	300	1000	5010	Salary	3/11/2022	0167	151.86	PRS
110	300	1000	5010	Salary	3/11/2022	118841	493.53	PRS
110	300	1000	5010	Salary	3/11/2022	118843	142.50	PRS
110	300	1000	5010	Salary	3/25/2022	118845	63.96	PRS
110	300	1000	5010	Salary	3/25/2022	118846	225.01	PRS
110	300	1000	5010	Salary	3/28/2022	118847	350.00	PRS
110	300	1000	5010	Salary	3/31/2022	118848	1,041.60	PRS
110	300	1000	5010	Salary	3/31/2022	118849	1,717.22	PRS
110	300	1000	5010	Salary	3/31/2022	118850	62.89	PRS
110	300	1000	5010	Salary	3/31/2022	118853	117.07	PRS
110	350	1000	5010	Salary	3/31/2022	0066	1,492.46	PRS
110	350	1000	5010	Salary	3/25/2022	0066	1,604.80	PRS
110	350	1000	5010	Salary	3/11/2022	0067	453.61	PRS
110	350	1000	5010	Salary	3/31/2022	0083	643.00	PRS
110	350	1000	5010	Salary	3/25/2022	0085	691.40	PRS
110	350	1000	5010	Salary	3/11/2022	0086	193.59	PRS
110	350	1000	5010	Salary	3/31/2022	0158	203.86	PRS
110	350	1000	5010	Salary	3/25/2022	0165	219.20	PRS
110	350	1000	5010	Salary	3/11/2022	0166	62.93	PRS
110	400	1000	5010	Salary	3/31/2022	0083	643.00	PRS
110	400	1000	5010	Salary	3/25/2022	0085	691.40	PRS
110	400	1000	5010	Salary	3/11/2022	0086	193.59	PRS
110	400	1000	5010	Salary	3/31/2022	0093	1,077.54	PRS
110	400	1000	5010	Salary	3/25/2022	0095	1,158.64	PRS
110	400	1000	5010	Salary	3/11/2022	0096	336.59	PRS
110	400	1000	5010	Salary	3/31/2022	0158	203.86	PRS
110	400	1000	5010	Salary	3/25/2022	0165	219.20	PRS
110	400	1000	5010	Salary	3/11/2022	0166	62.93	PRS
110	450	1000	5010	Salary	3/25/2022	0019	367.37	PRS
110	450	1000	5010	Salary	3/11/2022	0020	117.68	PRS
110	450	1000	5010	Salary	3/31/2022	0021	351.54	PRS

110	450	1000	5010	Salary	3/25/2022	0062	380.80	PRS
110	450	1000	5010	Salary	3/31/2022	0062	385.11	PRS
110	450	1000	5010	Salary	3/11/2022	0063	108.78	PRS
110	450	1000	5010	Salary	3/31/2022	0064	368.66	PRS
110	450	1000	5010	Salary	3/25/2022	0064	427.82	PRS
110	450	1000	5010	Salary	3/11/2022	0065	110.99	PRS
110	450	1000	5010	Salary	3/31/2022	0083	643.00	PRS
110	450	1000	5010	Salary	3/25/2022	0085	691.40	PRS
110	450	1000	5010	Salary	3/11/2022	0086	193.59	PRS
110	450	1000	5010	Salary	3/31/2022	0093	307.87	PRS
110	450	1000	5010	Salary	3/25/2022	0095	331.04	PRS
110	450	1000	5010	Salary	3/11/2022	0096	96.17	PRS
110	450	1000	5010	Salary	3/31/2022	0112	339.00	PRS
110	450	1000	5010	Salary	3/25/2022	0114	396.29	PRS
110	450	1000	5010	Salary	3/11/2022	0116	103.95	PRS
110	450	1000	5010	Salary	3/31/2022	0120	372.84	PRS
110	450	1000	5010	Salary	3/25/2022	0122	368.80	PRS
110	450	1000	5010	Salary	3/31/2022	0124	362.33	PRS
110	450	1000	5010	Salary	3/11/2022	0125	106.26	PRS
110	450	1000	5010	Salary	3/25/2022	0126	389.60	PRS
110	450	1000	5010	Salary	3/11/2022	0129	118.19	PRS
110	450	1000	5010	Salary	3/31/2022	0158	203.86	PRS
110	450	1000	5010	Salary	3/25/2022	0165	219.20	PRS
110	450	1000	5010	Salary	3/11/2022	0166	62.93	PRS
110	500	1000	5010	Salary	3/25/2022	0037	694.80	PRS
110	500	1000	5010	Salary	3/31/2022	0040	646.16	PRS
110	500	1000	5010	Salary	3/11/2022	0042	201.01	PRS
110	500	1000	5010	Salary	3/31/2022	0098	937.43	PRS
110	500	1000	5010	Salary	3/25/2022	0100	941.33	PRS
110	500	1000	5010	Salary	3/31/2022	0101	759.16	PRS
110	500	1000	5010	Salary	3/11/2022	0102	282.91	PRS
110	500	1000	5010	Salary	3/25/2022	0104	876.14	PRS
110	500	1000	5010	Salary	3/31/2022	0106	869.74	PRS
110	500	1000	5010	Salary	3/11/2022	0106	247.83	PRS
110	500	1000	5010	Salary	3/25/2022	0107	935.20	PRS
110	500	1000	5010	Salary	3/11/2022	0110	261.86	PRS
110	500	1000	5010	Salary	3/31/2022	0121	673.69	PRS
110	500	1000	5010	Salary	3/25/2022	0123	724.40	PRS
110	500	1000	5010	Salary	3/11/2022	0126	202.83	PRS
110	500	1000	5010	Salary	3/31/2022	0140	1,114.89	PRS
110	500	1000	5010	Salary	3/25/2022	0145	1,195.86	PRS
110	500	1000	5010	Salary	3/11/2022	0147	315.62	PRS
110	500	1000	5010	Salary	3/31/2022	0158	203.86	PRS
110	500	1000	5010	Salary	3/25/2022	0165	219.20	PRS
110	500	1000	5010	Salary	3/11/2022	0166	62.93	PRS
110	500	1000	5010	Salary	3/31/2022	118852	358.53	PRS
110	525	1000	5010	Salary	3/25/2022	0033	1,800.01	PRS
110	525	1000	5010	Salary	3/31/2022	0036	1,788.16	PRS
110	525	1000	5010	Salary	3/11/2022	0037	548.45	PRS
110	525	1000	5010	Salary	3/25/2022	0065	3,322.40	PRS

110	525	1000	5010	Salary	3/31/2022	0065		3,089.83		PRS
110	525	1000	5010	Salary	3/11/2022	0066		930.27		PRS
110	525	1000	5010	Salary	3/31/2022	0079		2,216.79		PRS
110	525	1000	5010	Salary	3/11/2022	0081		631.46		PRS
110	525	1000	5010	Salary	3/25/2022	0081		2,380.48		PRS
110	525	1000	5010	Salary	3/31/2022	0106		869.74		PRS
110	525	1000	5010	Salary	3/25/2022	0107		935.20		PRS
110	525	1000	5010	Salary	3/11/2022	0110		261.86		PRS
110	525	1000	5010	Salary	3/31/2022	0152		1,748.41		PRS
110	525	1000	5010	Salary	3/31/2022	0158		203.86		PRS
110	525	1000	5010	Salary	3/25/2022	0160		2,005.00		PRS
110	525	1000	5010	Salary	3/11/2022	0160		561.40		PRS
110	525	1000	5010	Salary	3/25/2022	0165		219.20		PRS
110	525	1000	5010	Salary	3/11/2022	0166		62.93		PRS
110	540	1000	5010	Salary	3/31/2022	0095		2,003.59		PRS
110	540	1000	5010	Salary	3/25/2022	0097		2,154.40		PRS
110	540	1000	5010	Salary	3/11/2022	0098		622.08		PRS
110	540	1000	5010	Salary	3/31/2022	0106		869.74		PRS
110	540	1000	5010	Salary	3/25/2022	0107		935.20		PRS
110	540	1000	5010	Salary	3/11/2022	0110		261.86		PRS
110	540	1000	5010	Salary	3/31/2022	0158		203.86		PRS
110	540	1000	5010	Salary	3/25/2022	0165		219.20		PRS
110	540	1000	5010	Salary	3/11/2022	0166		62.93		PRS
110	550	1000	5010	Salary	3/25/2022	0037		694.80		PRS
110	550	1000	5010	Salary	3/31/2022	0040		646.16		PRS
110	550	1000	5010	Salary	3/11/2022	0042		201.01		PRS
110	550	1000	5010	Salary	3/31/2022	0098		937.43		PRS
110	550	1000	5010	Salary	3/25/2022	0100		941.32		PRS
110	550	1000	5010	Salary	3/31/2022	0101		759.16		PRS
110	550	1000	5010	Salary	3/11/2022	0102		282.91		PRS
110	550	1000	5010	Salary	3/25/2022	0104		876.13		PRS
110	550	1000	5010	Salary	3/31/2022	0106		869.74		PRS
110	550	1000	5010	Salary	3/11/2022	0106		247.83		PRS
110	550	1000	5010	Salary	3/25/2022	0107		935.20		PRS
110	550	1000	5010	Salary	3/11/2022	0110		261.86		PRS
110	550	1000	5010	Salary	3/31/2022	0121		673.69		PRS
110	550	1000	5010	Salary	3/25/2022	0123		724.40		PRS
110	550	1000	5010	Salary	3/11/2022	0126		202.83		PRS
110	550	1000	5010	Salary	3/31/2022	0140		1,114.89		PRS
110	550	1000	5010	Salary	3/25/2022	0145		1,195.85		PRS
110	550	1000	5010	Salary	3/11/2022	0147		315.61		PRS
110	550	1000	5010	Salary	3/31/2022	0158		203.86		PRS
110	550	1000	5010	Salary	3/25/2022	0165		219.18		PRS
110	550	1000	5010	Salary	3/11/2022	0166		62.92		PRS
110	550	1000	5010	Salary	3/31/2022	118852		358.52		PRS
110	000	1000	2120	Sales Tax Payable	3/1/2022	89233	Garbage Tax		1.31	CR
110	000	1000	2120	Sales Tax Payable	3/1/2022	89234	Garbage Tax		1.31	CR
110	000	1000	2120	Sales Tax Payable	3/1/2022	89236	Garbage Tax		1.31	CR
110	000	1000	2120	Sales Tax Payable	3/1/2022	89237	Garbage Tax		1.31	CR
110	000	1000	2120	Sales Tax Payable	3/1/2022	89238	Garbage Tax		1.31	CR

110	000	1000	2120	Sales Tax Payable	3/1/2022	89242	Garbage Tax		1.31	CR
110	000	1000	2120	Sales Tax Payable	3/1/2022	89243	Garbage Tax		1.63	CR
110	000	1000	2120	Sales Tax Payable	3/1/2022	89244	Garbage Tax		1.31	CR
110	000	1000	2120	Sales Tax Payable	3/1/2022	89246	Garbage Tax		1.31	CR
110	000	1000	2120	Sales Tax Payable	3/1/2022	89247	Garbage Tax		1.31	CR
110	000	1000	2120	Sales Tax Payable	3/1/2022	89248	Garbage Tax		1.31	CR
110	000	1000	2120	Sales Tax Payable	3/1/2022	89249	Garbage Tax		1.63	CR
110	000	1000	2120	Sales Tax Payable	3/1/2022	89250	Garbage Tax		1.31	CR
110	000	1000	2120	Sales Tax Payable	3/1/2022	89251	Garbage Tax		1.31	CR
110	000	1000	2120	Sales Tax Payable	3/1/2022	89252	Garbage Tax		1.31	CR
110	000	1000	2120	Sales Tax Payable	3/2/2022	89258	Garbage Tax		7,226.48	CR
110	000	1000	2120	Sales Tax Payable	3/7/2022	89275	Garbage Tax		1.31	CR
110	000	1000	2120	Sales Tax Payable	3/7/2022	89276	Garbage Tax		1.31	CR
110	000	1000	2120	Sales Tax Payable	3/7/2022	89277	Garbage Tax		1.31	CR
110	000	1000	2120	Sales Tax Payable	3/7/2022	89278	Garbage Tax		1.31	CR
110	000	1000	2120	Sales Tax Payable	3/7/2022	89279	Garbage Tax		0.09	CR
110	000	1000	2120	Sales Tax Payable	3/7/2022	89282	Garbage Tax		1.31	CR
110	000	1000	2120	Sales Tax Payable	3/7/2022	89286	Garbage Tax		1.31	CR
110	000	1000	2120	Sales Tax Payable	3/7/2022	89287	Garbage Tax		0.13	CR
110	000	1000	2120	Sales Tax Payable	3/7/2022	89288	Garbage Tax		0.13	CR
110	000	1000	2120	Sales Tax Payable	3/8/2022	89293	Garbage Tax		0.13	CR
110	000	1000	2120	Sales Tax Payable	3/8/2022	89296	Garbage Tax		0.26	CR
110	000	1000	2120	Sales Tax Payable	3/8/2022	89297	Garbage Tax		0.26	CR
110	000	1000	2120	Sales Tax Payable	3/8/2022	89298	Garbage Tax		0.26	CR
110	000	1000	2120	Sales Tax Payable	3/8/2022	89299	Garbage Tax		0.31	CR
110	000	1000	2120	Sales Tax Payable	3/10/2022	89309	Garbage Tax		0.35	CR
110	000	1000	2120	Sales Tax Payable	3/10/2022	89311	Garbage Tax		0.35	CR
110	000	1000	2120	Sales Tax Payable	3/10/2022	89312	Garbage Tax		0.35	CR
110	000	1000	2120	Sales Tax Payable	3/10/2022	89314	Garbage Tax		0.39	CR
110	000	1000	2120	Sales Tax Payable	3/10/2022	89315	Garbage Tax		0.49	CR
110	000	1000	2120	Sales Tax Payable	3/10/2022	89316	Garbage Tax		0.39	CR
110	000	1000	2120	Sales Tax Payable	3/17/2022	89336	Garbage Tax		0.66	CR
110	000	1000	2120	Sales Tax Payable	3/17/2022	89337	Garbage Tax		0.44	CR
110	000	1000	2120	Sales Tax Payable	3/17/2022	89339	Garbage Tax		0.54	CR
110	000	1000	2120	Sales Tax Payable	3/21/2022	89349	Garbage Tax		0.57	CR
110	000	1000	2120	Sales Tax Payable	3/21/2022	89350	Garbage Tax		0.66	CR
110	000	1000	2120	Sales Tax Payable	3/21/2022	89351	Garbage Tax		0.88	CR
110	000	1000	2120	Sales Tax Payable	3/23/2022	89359	Garbage Tax		0.26	CR
110	000	1000	2120	Sales Tax Payable	3/23/2022	89360	Garbage Tax		0.13	CR
110	000	1000	2120	Sales Tax Payable	3/23/2022	89361	Garbage Tax		0.92	CR
110	000	1000	2120	Sales Tax Payable	3/23/2022	89362	Garbage Tax		0.61	CR
110	000	1000	2120	Sales Tax Payable	3/29/2022	89392	Garbage Tax		1.30	CR
110	000	1000	2120	Sales Tax Payable	3/29/2022	89393	Garbage Tax		1.05	CR
110	000	1000	2120	Sales Tax Payable	3/29/2022	89396	Garbage Tax		1.31	CR
110	000	1000	2120	Sales Tax Payable	3/29/2022	89399	Garbage Tax		1.31	CR
110	000	1000	2120	Sales Tax Payable	3/29/2022	89400	Garbage Tax		0.96	CR
110	000	1000	2120	Sales Tax Payable	3/31/2022	89410	Garbage Tax		1.31	CR
110	000	1000	2120	Sales Tax Payable	3/31/2022	89438	Garbage Tax		1.31	CR
110			2120	Sales Tax Payable	3/31/2022	001	Monthly Sales Tax Payment	7,253.19		JV
110			2120	Sales Tax Payable	3/31/2022	001	Monthly Sales Tax Payment - Tshirts		3.21	JV

110			2120	Sales Tax Payable	3/31/2022	1	Utility Accrual MARCH 2022		7,232.44	JV
110			2120	Sales Tax Payable	3/3/2022	2	Reverse - Utility Accrual FEBRUARY 2022	7,226.48		JV
110	200	1000	4521	Season Passes	3/19/2022	4142154921	RecTrac revenue		25.00	CR
110	200	1000	4521	Season Passes	3/15/2022	4142154921	RecTrac revenue		90.00	CR
110	200	1000	4521	Season Passes	3/22/2022	4142154921	RecTrac revenue		25.00	CR
110	200	1000	4521	Season Passes	3/11/2022	4142154921	RecTrac revenue	15.00		CR
110	200	1000	4521	Season Passes	3/2/2022	4142154921	RecTrac revenue		40.00	CR
110	200	1000	4521	Season Passes	3/3/2022	4142154921	RecTrac revenue		40.00	CR
110	200	1000	4521	Season Passes	3/4/2022	4142154921	RecTrac revenue		40.00	CR
110	200	1000	4521	Season Passes	3/28/2022	4142154921	RecTrac revenue		65.00	CR
110	200	1000	4521	Season Passes	3/18/2022	4142154921	RecTrac revenue		25.00	CR
110	200	1000	4521	Season Passes	3/25/2022	4142154921	RecTrac revenue		40.00	CR
110	200	1000	4521	Season Passes	3/30/2022	4142154921	RecTrac revenue		40.00	CR
110	200	1000	4521	Season Passes	3/29/2022	4142154921	RecTrac revenue		25.00	CR
110	200	1000	4521	Season Passes	3/23/2022	4142154921	RecTrac revenue		65.00	CR
110	200	1000	4521	Season Passes	3/31/2022	4142154921	RecTrac revenue		25.00	CR
110	250	1000	4521	Season Passes	3/31/2022	4142154921	RecTrac revenue		90.00	CR
110	250	1000	4521	Season Passes	3/23/2022	4142154921	RecTrac revenue		100.00	CR
110	250	1000	4521	Season Passes	3/29/2022	4142154921	RecTrac revenue		250.00	CR
110	250	1000	4521	Season Passes	3/30/2022	4142154921	RecTrac revenue		300.00	CR
110	250	1000	4521	Season Passes	3/24/2022	4142154921	RecTrac revenue		220.00	CR
110	250	1000	4521	Season Passes	3/17/2022	4142154921	RecTrac revenue		120.00	CR
110	250	1000	4521	Season Passes	3/28/2022	4142154921	RecTrac revenue		180.00	CR
110	250	1000	4521	Season Passes	3/26/2022	4142154921	RecTrac revenue		60.00	CR
110	250	1000	4521	Season Passes	3/27/2022	4142154921	RecTrac revenue		100.00	CR
110	250	1000	4521	Season Passes	3/16/2022	4142154921	RecTrac revenue		400.00	CR
110	250	1000	4521	Season Passes	3/14/2022	4142154921	RecTrac revenue		230.00	CR
110	250	1000	4521	Season Passes	3/10/2022	4142154921	RecTrac revenue		27.00	CR
110	250	1000	4521	Season Passes	3/21/2022	4142154921	RecTrac revenue		100.00	CR
110	250	1000	4521	Season Passes	3/19/2022	4142154921	RecTrac revenue		220.00	CR
110	250	1000	4521	Season Passes	3/15/2022	4142154921	RecTrac revenue		600.00	CR
110	250	1000	4521	Season Passes	3/22/2022	4142154921	RecTrac revenue		260.00	CR
110	250	1000	4521	Season Passes	3/20/2022	4142154921	RecTrac revenue		100.00	CR
110	250	1000	4521	Season Passes	3/7/2022	4142154921	RecTrac revenue		60.00	CR
110	250	1000	4521	Season Passes	3/8/2022	4142154921	RecTrac revenue		100.00	CR
110	250	1000	4521	Season Passes	3/9/2022	4142154921	RecTrac revenue		200.00	CR
110	250	1000	4521	Season Passes	3/2/2022	4142154921	RecTrac revenue		30.00	CR
110	250	1000	4521	Season Passes	3/1/2022	4142154921	RecTrac revenue		120.00	CR
110	125	1000	6055	Security	3/1/2022	02-2022-WCSC BRANDON THOMAS CANTU	Feb 2022 Community Center	165.00		API
110	125	1000	6055	Security	3/1/2022	02-2022-WCSC BRANDON THOMAS CANTU	Feb 2022 Safety Patrol	1,155.00		API
110	125	1000	6055	Security	3/1/2022	02-2022-WCSC CALEB GARZA	Feb 2022 Traffic Patrol	770.00		API
110	125	1000	6055	Security	3/1/2022	02-2022-WCSC CALEB GARZA	Feb 2022 Community Center	330.00		API
110	125	1000	6055	Security	3/1/2022	02-2022-WCSC CALEB GARZA	PARC Meeting Security- 02/07/2022	150.00		API
110	125	1000	6055	Security	3/1/2022	02-2022-WCSC CHAD GARRETT LAWRENCE	Feb 2022 Safety Patrol	550.00		API
110	125	1000	6055	Security	3/1/2022	02-2022-WCSC DANIEL L HIPPERT	Feb 2022 Community Center	330.00		API
110	125	1000	6055	Security	3/1/2022	02-2022-WCSC JOHNNY S GUERRA	Feb 2022 Community Center	165.00		API
110	125	1000	6055	Security	3/1/2022	02-2022-WCSC JOHNNY S GUERRA	Feb 2022 Safety Patrol	825.00		API
110	125	1000	6055	Security	3/1/2022	02-2022-WCSC JONATHAN HUDASH	Feb 2022 Safety Patrol	825.00		API
110	125	1000	6055	Security	3/1/2022	02-2022-WCSC JONATHON HODGKISS	Feb 2022 Community Center & Camp	275.00		API
110	125	1000	6055	Security	3/1/2022	02-2022-WCSC JONATHON HODGKISS	Feb 2022 Traffic Patrol	302.50		API

110	125	1000	6055	Security	3/1/2022	02-2022-WCSC	JONATHON HODGKISS	Board Meeting Security- 02/24/2022	200.00		API
110	125	1000	6055	Security	3/1/2022	02-2022-WCSC	MARCO A GOMEZ	Feb 2022 Community Center	330.00		API
110	125	1000	6055	Security	3/1/2022	02-2022-WCSC	MARCO A GOMEZ	Feb 2022 Safety Patrol	220.00		API
110	125	1000	6055	Security	3/1/2022	02-2022-WCSC	NATHAN HENDERSON	Feb 2022 Safety Patrol	275.00		API
110	125	1000	6055	Security	3/1/2022	02-2022-WCSC	RICKEY COLLEY	Feb 2022 Bike Patrol	605.00		API
110	125	1000	6055	Security	3/1/2022	02-2022-WCSC	SILVANA E. STOKE	Feb 2022 Community Center	330.00		API
110	125	1000	6055	Security	3/1/2022	02-2022-WCSC	SILVANA E. STOKE	Feb 2022 Safety Patrol	165.00		API
110	125	1000	6055	Security	3/1/2022	02-2022-WCSC	SILVANA E. STOKE	Board Meeting Security- 02/10/2022	200.00		API
110	125	1000	6055	Security	3/31/2022	3-2022-WCSO	BRANDON THOMAS CANTU	MAR 2022 WCSO - SECURITY PATROL	935.00		API
110	125	1000	6055	Security	3/31/2022	3-2022-WCSO	BRANDON THOMAS CANTU	MAR 2022 WCSO - MUD MEETING	150.00		API
110	125	1000	6055	Security	3/31/2022	3-2022-WCSO	BRANDON THOMAS CANTU	MAR 2022 WCSO - COMMUNITY CENTER	165.00		API
110	125	1000	6055	Security	3/31/2022	3-2022-WCSO	RICKEY COLLEY	MAR 2022 WCSO - BIKE PATROL	605.00		API
110	125	1000	6055	Security	3/31/2022	3-2022-WCSO	CALEB GARZA	MAR 2022 WCSO - COMMUNITY CENTER	275.00		API
110	125	1000	6055	Security	3/31/2022	3-2022-WCSO	CALEB GARZA	MAR 2022 WCSO - TRAFFIC PATROL	605.00		API
110	125	1000	6055	Security	3/31/2022	3-2022-WCSO	MARCO A GOMEZ	MAR 2022 WCSO - COMMUNITY CENTER	165.00		API
110	125	1000	6055	Security	3/31/2022	3-2022-WCSO	MARCO A GOMEZ	MAR 2022 WCSO - SECURITY PATROL	220.00		API
110	125	1000	6055	Security	3/31/2022	3-2022-WCSO	JOHNNY S GUERRA	MAR 2022 WCSO - SECURITY PATROL	1,210.00		API
110	125	1000	6055	Security	3/31/2022	3-2022-WCSO	JOHNNY S GUERRA	MAR 2022 WCSO - COMMUNITY CENTER	330.00		API
110	125	1000	6055	Security	3/31/2022	3-2022-WCSO	DANIEL L HIPPERT	MAR 2022 WCSO - COMMUNITY CENTER	330.00		API
110	125	1000	6055	Security	3/31/2022	3-2022-WCSO	DANIEL L HIPPERT	MAR 2022 WCSO - SECURITY PATROL	165.00		API
110	125	1000	6055	Security	3/31/2022	3-2022-WCSO	JONATHON HODGKISS	MAR 2022 WCSO - COMMUNITY CENTER	165.00		API
110	125	1000	6055	Security	3/31/2022	3-2022-WCSO	JONATHON HODGKISS	MAR 2022 WCSO - MUD MEETING	200.00		API
110	125	1000	6055	Security	3/31/2022	3-2022-WCSO	JONATHON HODGKISS	MAR 2022 WCSO - TRAFFIC PATROL	550.00		API
110	125	1000	6055	Security	3/31/2022	3-2022-WCSO	JONATHAN HUDASH	MAR 2022 WCSO - SECURITY PATROL	935.00		API
110	125	1000	6055	Security	3/31/2022	3-2022-WCSO	SILVANA E. STOKE	MAR 2022 WCSO - MUD BOARD	200.00		API
110	125	1000	6055	Security	3/31/2022	3-2022-WCSO	SILVANA E. STOKE	MAR 2022 WCSO - SECURITY PATROL	330.00		API
110	125	1000	6055	Security	3/31/2022	3-2022-WCSO	SILVANA E. STOKE	MAR 2022 WCSO - COMMUNITY CENTER	495.00		API
110	125	1000	6055	Security	3/31/2022	409	WILLIAMSON COUNTY	JAN 2022 VEHICLE USAGE 98 HOURS	784.00		API
110	125	1000	6055	Security	3/31/2022	409	WILLIAMSON COUNTY	FEB 2022 VEHICLE USAGE 92.5 HOURS	740.00		API
110	125	1000	6055	Security	3/31/2022	409	WILLIAMSON COUNTY	MAR 2022 VEHICLE USAGE 90 HOURS	720.00		API
110	300	1000	6055	Security	3/31/2022	3-2022-WCSO	DANIEL L HIPPERT	MAR 2022 WCSO - PRIVATE PARTY	150.00		API
110	300	1000	4524	Senior Programs	3/14/2022	4142154921		RecTrac revenue		10.00	CR
110	300	1000	4524	Senior Programs	3/2/2022	4142154921		RecTrac revenue		5.00	CR
110	300	1000	4524	Senior Programs	3/29/2022	4142154921		RecTrac revenue		5.00	CR
110	300	1000	4524	Senior Programs	3/18/2022	4142154921		RecTrac revenue		10.00	CR
110	300	1000	4524	Senior Programs	3/24/2022	4142154921		RecTrac revenue	5.00		CR
110	120	1000	4401	Service Charges	3/1/2022	89228		Sales-Revenue - Misc Fees		30.00	CR
110	120	1000	4401	Service Charges	3/1/2022	89235		Sales-Revenue - Misc Fees		30.00	CR
110	120	1000	4401	Service Charges	3/1/2022	89239		Sales-Revenue - Misc Fees		30.00	CR
110	120	1000	4401	Service Charges	3/1/2022	89241		Sales-Revenue - Misc Fees		30.00	CR
110	120	1000	4401	Service Charges	3/1/2022	89253		Sales-Revenue - Misc Fees		30.00	CR
110	120	1000	4401	Service Charges	3/1/2022	89254		Sales-Revenue - Misc Fees		30.00	CR
110	120	1000	4401	Service Charges	3/1/2022	89255		Sales-Revenue - Misc Fees		30.00	CR
110	120	1000	4401	Service Charges	3/2/2022	89259		Sales-Revenue - Misc Fees		30.00	CR
110	120	1000	4401	Service Charges	3/2/2022	89262		Sales-Revenue - Misc Fees		30.00	CR
110	120	1000	4401	Service Charges	3/3/2022	89264		Sales-Revenue - Misc Fees		30.00	CR
110	120	1000	4401	Service Charges	3/3/2022	89269		Sales-Revenue - Misc Fees		30.00	CR
110	120	1000	4401	Service Charges	3/4/2022	89272		Sales-Revenue - Misc Fees		30.00	CR
110	120	1000	4401	Service Charges	3/3/2022	89273		Sales-Revenue - Misc Fees		30.00	CR
110	120	1000	4401	Service Charges	3/4/2022	89274		Sales-Revenue - Misc Fees		30.00	CR

110	120	1000	4401	Service Charges	3/7/2022	89285	Sales-Revenue - Misc Fees	1,710.00	CR
110	120	1000	4401	Service Charges	3/7/2022	89289	Sales-Revenue - Misc Fees	30.00	CR
110	120	1000	4401	Service Charges	3/7/2022	89290	Sales-Revenue - Misc Fees	30.00	CR
110	120	1000	4401	Service Charges	3/7/2022	89291	Sales-Revenue - Misc Fees	30.00	CR
110	120	1000	4401	Service Charges	3/8/2022	89300	Sales-Revenue - Misc Fees	30.00	CR
110	120	1000	4401	Service Charges	3/8/2022	89301	Sales-Revenue - Misc Fees	30.00	CR
110	120	1000	4401	Service Charges	3/8/2022	89302	Sales-Revenue - Misc Fees	30.00	CR
110	120	1000	4401	Service Charges	3/8/2022	89303	Sales-Revenue - Misc Fees	30.00	CR
110	120	1000	4401	Service Charges	3/8/2022	89304	Sales-Revenue - Misc Fees	30.00	CR
110	120	1000	4401	Service Charges	3/8/2022	89305	Sales-Revenue - Misc Fees	30.00	CR
110	120	1000	4401	Service Charges	3/9/2022	89307	Sales-Revenue - Misc Fees	30.00	CR
110	120	1000	4401	Service Charges	3/9/2022	89308	Sales-Revenue - Misc Fees	30.00	CR
110	120	1000	4401	Service Charges	3/10/2022	89317	Sales-Revenue - Misc Fees	30.00	CR
110	120	1000	4401	Service Charges	3/10/2022	89318	Sales-Revenue - Misc Fees	30.00	CR
110	120	1000	4401	Service Charges	3/11/2022	89320	Sales-Revenue - Misc Fees	30.00	CR
110	120	1000	4401	Service Charges	3/11/2022	89321	Sales-Revenue - Misc Fees	30.00	CR
110	120	1000	4401	Service Charges	3/15/2022	89325	Sales-Revenue - Misc Fees	30.00	CR
110	120	1000	4401	Service Charges	3/15/2022	89327	Sales-Revenue - Misc Fees	30.00	CR
110	120	1000	4401	Service Charges	3/15/2022	89328	Sales-Revenue - Misc Fees	30.00	CR
110	120	1000	4401	Service Charges	3/15/2022	89329	Sales-Revenue - Misc Fees	30.00	CR
110	120	1000	4401	Service Charges	3/16/2022	89331	Sales-Revenue - Misc Fees	30.00	CR
110	120	1000	4401	Service Charges	3/16/2022	89332	Sales-Revenue - Misc Fees	30.00	CR
110	120	1000	4401	Service Charges	3/16/2022	89333	Sales-Revenue - Misc Fees	30.00	CR
110	120	1000	4401	Service Charges	3/17/2022	89335	Sales-Revenue - Misc Fees	30.00	CR
110	120	1000	4401	Service Charges	3/17/2022	89338	Sales-Revenue - Misc Fees	30.00	CR
110	120	1000	4401	Service Charges	3/18/2022	89341	Sales-Revenue - Misc Fees	30.00	CR
110	120	1000	4401	Service Charges	3/21/2022	89352	Sales-Revenue - Misc Fees	30.00	CR
110	120	1000	4401	Service Charges	3/22/2022	89354	Sales-Revenue - Misc Fees	30.00	CR
110	120	1000	4401	Service Charges	3/22/2022	89355	Sales-Revenue - Misc Fees	30.00	CR
110	120	1000	4401	Service Charges	3/23/2022	89358	Sales-Revenue - Misc Fees	30.00	CR
110	120	1000	4401	Service Charges	3/23/2022	89363	Sales-Revenue - Misc Fees	30.00	CR
110	120	1000	4401	Service Charges	3/23/2022	89365	Sales-Revenue - Misc Fees	30.00	CR
110	120	1000	4401	Service Charges	3/24/2022	89368	Sales-Revenue - Misc Fees	30.00	CR
110	120	1000	4401	Service Charges	3/24/2022	89370	Sales-Revenue - Misc Fees	30.00	CR
110	120	1000	4401	Service Charges	3/25/2022	89372	Sales-Revenue - Misc Fees	30.00	CR
110	120	1000	4401	Service Charges	3/25/2022	89373	Sales-Revenue - Misc Fees	30.00	CR
110	120	1000	4401	Service Charges	3/25/2022	89374	Sales-Revenue - Misc Fees	30.00	CR
110	120	1000	4401	Service Charges	3/25/2022	89376	Sales-Revenue - Misc Fees	30.00	CR
110	120	1000	4401	Service Charges	3/25/2022	89378	Sales-Revenue - Misc Fees	30.00	CR
110	120	1000	4401	Service Charges	3/25/2022	89380	Sales-Revenue - Misc Fees	30.00	CR
110	120	1000	4401	Service Charges	3/25/2022	89381	Sales-Revenue - Misc Fees	30.00	CR
110	120	1000	4401	Service Charges	3/25/2022	89382	Sales-Revenue - Misc Fees	30.00	CR
110	120	1000	4401	Service Charges	3/25/2022	89383	Sales-Revenue - Misc Fees	30.00	CR
110	120	1000	4401	Service Charges	3/28/2022	89387	Sales-Revenue - Misc Fees	30.00	CR
110	120	1000	4401	Service Charges	3/28/2022	89388	Sales-Revenue - Misc Fees	30.00	CR
110	120	1000	4401	Service Charges	3/29/2022	89395	Sales-Revenue - Misc Fees	30.00	CR
110	120	1000	4401	Service Charges	3/29/2022	89402	Sales-Revenue - Misc Fees	30.00	CR
110	120	1000	4401	Service Charges	3/30/2022	89404	Sales-Revenue - Misc Fees	30.00	CR
110	120	1000	4401	Service Charges	3/30/2022	89405	Sales-Revenue - Misc Fees	30.00	CR
110	120	1000	4401	Service Charges	3/30/2022	89406	Sales-Revenue - Misc Fees	30.00	CR

110	120	1000	4401	Service Charges	3/30/2022	89407		Sales-Revenue - Misc Fees		30.00	CR
110	120	1000	4401	Service Charges	3/30/2022	89408		Sales-Revenue - Misc Fees		30.00	CR
110	120	1000	4401	Service Charges	3/30/2022	89409		Sales-Revenue - Misc Fees		30.00	CR
110	120	1000	4401	Service Charges	3/31/2022	89414		Sales-Revenue - Misc Fees		30.00	CR
110	120	1000	4401	Service Charges	3/31/2022	89415		Sales-Revenue - Misc Fees		30.00	CR
110	135	1000	6145	Software	3/31/2022	995776601	AMAZON WEB SERVICES	MONTHLY CHARGE FOR GLACIER BACK	97.13		API
110	135	1000	6145	Software	3/7/2022	CB00046999	CDW GOVERNMENT, INC.	ENT E3 STANDARD MTHY OFFICE 365	1,150.00		API
110	135	1000	6145	Software	3/7/2022	CB00047167	CDW GOVERNMENT, INC.	EXCHANGE ONLINE PLAN 2 /OFFICE 365	315.00		API
110	135	1000	6145	Software	3/8/2022	CB00051746	CDW GOVERNMENT, INC.	EXCHANGE ONLINE PLAN 2 /OFFICE 365	720.00		API
110	145	1000	6145	Software	3/16/2022	1050-1000124	ABILA INC.	MIP Encumbrance Module Maint &	760.75		API
110	250	1000	6145	Software	3/1/2022	2417	AFFEKTIVE SOFTWARE LLC DBA	Mar-22 thru Mar-23: Scheduling	2,006.96		API
110	135	1000	6145	Software	3/31/2022	001		CRADLEPOINT Domain Registration	39.60		JV
110	135	1000	6145	Software	3/31/2022	001		WEB NETWORKS SOL Domain	85.98		JV
110	130	1000	6250	Solid Waste Service	3/31/2022	6530435	TEXAS DISPOSAL SYSTEMS, INC	MAR 2022 DISTRICT GARBAGE PICKUP	98,154.12		API
110	130	1000	4230	Solid Waste Services	3/1/2022	89233		Sales-Revenue-Garbage		21.00	CR
110	130	1000	4230	Solid Waste Services	3/1/2022	89234		Sales-Revenue-Garbage		21.00	CR
110	130	1000	4230	Solid Waste Services	3/1/2022	89236		Sales-Revenue-Garbage		21.00	CR
110	130	1000	4230	Solid Waste Services	3/1/2022	89237		Sales-Revenue-Garbage		21.00	CR
110	130	1000	4230	Solid Waste Services	3/1/2022	89238		Sales-Revenue-Garbage		21.00	CR
110	130	1000	4230	Solid Waste Services	3/1/2022	89242		Sales-Revenue-Garbage		21.00	CR
110	130	1000	4230	Solid Waste Services	3/1/2022	89243		Sales-Revenue-Garbage		26.00	CR
110	130	1000	4230	Solid Waste Services	3/1/2022	89244		Sales-Revenue-Garbage		21.00	CR
110	130	1000	4230	Solid Waste Services	3/1/2022	89246		Sales-Revenue-Garbage		21.00	CR
110	130	1000	4230	Solid Waste Services	3/1/2022	89247		Sales-Revenue-Garbage		21.00	CR
110	130	1000	4230	Solid Waste Services	3/1/2022	89248		Sales-Revenue-Garbage		21.00	CR
110	130	1000	4230	Solid Waste Services	3/1/2022	89249		Sales-Revenue-Garbage		26.00	CR
110	130	1000	4230	Solid Waste Services	3/1/2022	89250		Sales-Revenue-Garbage		21.00	CR
110	130	1000	4230	Solid Waste Services	3/1/2022	89251		Sales-Revenue-Garbage		21.00	CR
110	130	1000	4230	Solid Waste Services	3/1/2022	89252		Sales-Revenue-Garbage		21.00	CR
110	130	1000	4230	Solid Waste Services	3/2/2022	89258		Sales-Revenue-Garbage		115,807.10	CR
110	130	1000	4230	Solid Waste Services	3/7/2022	89275		Sales-Revenue-Garbage		21.00	CR
110	130	1000	4230	Solid Waste Services	3/7/2022	89276		Sales-Revenue-Garbage		21.00	CR
110	130	1000	4230	Solid Waste Services	3/7/2022	89277		Sales-Revenue-Garbage		21.00	CR
110	130	1000	4230	Solid Waste Services	3/7/2022	89278		Sales-Revenue-Garbage		21.00	CR
110	130	1000	4230	Solid Waste Services	3/7/2022	89279		Sales-Revenue-Garbage		1.40	CR
110	130	1000	4230	Solid Waste Services	3/7/2022	89282		Sales-Revenue-Garbage		21.00	CR
110	130	1000	4230	Solid Waste Services	3/7/2022	89286		Sales-Revenue-Garbage		21.00	CR
110	130	1000	4230	Solid Waste Services	3/7/2022	89287		Sales-Revenue-Garbage		2.10	CR
110	130	1000	4230	Solid Waste Services	3/7/2022	89288		Sales-Revenue-Garbage		2.10	CR
110	130	1000	4230	Solid Waste Services	3/8/2022	89293		Sales-Revenue-Garbage		2.10	CR
110	130	1000	4230	Solid Waste Services	3/8/2022	89296		Sales-Revenue-Garbage		4.20	CR
110	130	1000	4230	Solid Waste Services	3/8/2022	89297		Sales-Revenue-Garbage		4.20	CR
110	130	1000	4230	Solid Waste Services	3/8/2022	89298		Sales-Revenue-Garbage		4.20	CR
110	130	1000	4230	Solid Waste Services	3/8/2022	89299		Sales-Revenue-Garbage		4.90	CR
110	130	1000	4230	Solid Waste Services	3/10/2022	89309		Sales-Revenue-Garbage		5.60	CR
110	130	1000	4230	Solid Waste Services	3/10/2022	89311		Sales-Revenue-Garbage		5.60	CR
110	130	1000	4230	Solid Waste Services	3/10/2022	89312		Sales-Revenue-Garbage		5.60	CR
110	130	1000	4230	Solid Waste Services	3/10/2022	89314		Sales-Revenue-Garbage		6.30	CR
110	130	1000	4230	Solid Waste Services	3/10/2022	89315		Sales-Revenue-Garbage		7.80	CR
110	130	1000	4230	Solid Waste Services	3/10/2022	89316		Sales-Revenue-Garbage		6.30	CR

110	130	1000	4230	Solid Waste Services	3/17/2022	89336		Sales-Revenue-Garbage		10.50	CR
110	130	1000	4230	Solid Waste Services	3/17/2022	89337		Sales-Revenue-Garbage		7.00	CR
110	130	1000	4230	Solid Waste Services	3/17/2022	89339		Sales-Revenue-Garbage		8.67	CR
110	130	1000	4230	Solid Waste Services	3/21/2022	89349		Sales-Revenue-Garbage		9.10	CR
110	130	1000	4230	Solid Waste Services	3/21/2022	89350		Sales-Revenue-Garbage		10.50	CR
110	130	1000	4230	Solid Waste Services	3/21/2022	89351		Sales-Revenue-Garbage		14.00	CR
110	130	1000	4230	Solid Waste Services	3/23/2022	89359		Sales-Revenue-Garbage		4.20	CR
110	130	1000	4230	Solid Waste Services	3/23/2022	89360		Sales-Revenue-Garbage		2.10	CR
110	130	1000	4230	Solid Waste Services	3/23/2022	89361		Sales-Revenue-Garbage		14.70	CR
110	130	1000	4230	Solid Waste Services	3/23/2022	89362		Sales-Revenue-Garbage		9.80	CR
110	130	1000	4230	Solid Waste Services	3/29/2022	89392		Sales-Revenue-Garbage		20.80	CR
110	130	1000	4230	Solid Waste Services	3/29/2022	89393		Sales-Revenue-Garbage		16.80	CR
110	130	1000	4230	Solid Waste Services	3/29/2022	89396		Sales-Revenue-Garbage		21.00	CR
110	130	1000	4230	Solid Waste Services	3/29/2022	89399		Sales-Revenue-Garbage		21.00	CR
110	130	1000	4230	Solid Waste Services	3/29/2022	89400		Sales-Revenue-Garbage		15.40	CR
110	130	1000	4230	Solid Waste Services	3/31/2022	89410		Sales-Revenue-Garbage		21.00	CR
110	130	1000	4230	Solid Waste Services	3/31/2022	89438		Sales-Revenue-Garbage		21.00	CR
110	130	1000	4230	Solid Waste Services	3/31/2022	1		Utility Accrual MARCH 2022		115,902.46	JV
110	130	1000	4230	Solid Waste Services	3/3/2022	2		Reverse - Utility Accrual FEBRUARY 2022	115,807.10		JV
110	575	1000	4230	Solid Waste Services	3/31/2022	001		Monthly Sales Tax Payment - Liability			JV
110	120	1000	6430	Streetlights	3/15/2022	220700016997	CAVALLO ENERGY TEXAS LLC	CAVALLO ENERGY USAGE	11,377.46		API
110	120	1000	6430	Streetlights	3/31/2022	221010017186	CAVALLO ENERGY TEXAS LLC	CAVALLO ENERGY USAGE	11,248.27		API
110			1140	TexPool - Operating	3/31/2022	001		OM Investment Interest - MAR 2022	10.82		JV
620			1142	Texpool - Water Dev C	3/31/2022	001		CRF Investment Interest - MAR 2022	114.50		JV
610			1141	Texpool Interest & Sin	3/31/2022	001		I&S Investment Interest - MAR 2022	30.99		JV
110			1145	Texpool Parks	3/31/2022	001		BPF Investment Interest - MAR 2022	5.05		JV
110	250	1000	5206	Travel Meals	3/11/2022	WIRJUS-02232	JUSTIN WIRTH	LGIT Academy Per Diem- 03/06-03/11/22	369.15		API
110	140	1000	6180	T-Shirts/Pins/Etc.	3/21/2022	3543	AS AWARDS, INC.	NAME BADGES	42.08		API
110	200	2735	6180	T-Shirts/Pins/Etc.	3/4/2022	3518	AS AWARDS, INC.	Trophies & Awards for HM Festival	212.94		API
110	200	2744	6180	T-Shirts/Pins/Etc.	3/4/2022	3518	AS AWARDS, INC.	Trophies & Awards for 4th of July	14.00		API
110	200	2775	6180	T-Shirts/Pins/Etc.	3/14/2022	GEORGES-031	GEORGE'S ART & SIGN SHOP	2022 BBQ COOK OFF PLAQUES	804.00		API
110	200	5220	6180	T-Shirts/Pins/Etc.	3/4/2022	3518	AS AWARDS, INC.	Trophies & Awards for MUDRun	42.60		API
110	200	5363	6180	T-Shirts/Pins/Etc.	3/31/2022	311905	AUSTIN SCREEN PRINTING, L.P.	Youth Flag Football Jersey's	137.70		API
110	200	5363	6180	T-Shirts/Pins/Etc.	3/31/2022	311907	AUSTIN SCREEN PRINTING, L.P.	Youth Flag Football Jersey's	107.70		API
110	200	5374	6180	T-Shirts/Pins/Etc.	3/30/2022	311922	AUSTIN SCREEN PRINTING, L.P.	YOUTH TBALL LEAGUE HATS	109.68		API
110	200	5374	6180	T-Shirts/Pins/Etc.	3/31/2022	311923	AUSTIN SCREEN PRINTING, L.P.	YOUTH LEAGUE TBALL JERSEYS	127.80		API
110	200	5374	6180	T-Shirts/Pins/Etc.	3/30/2022	311924	AUSTIN SCREEN PRINTING, L.P.	YOUTH TBALL LEAGUE HATS	109.68		API
110	200	5374	6180	T-Shirts/Pins/Etc.	3/31/2022	311925	AUSTIN SCREEN PRINTING, L.P.	YOUTH LEAGUE TBALL JERSEYS	117.80		API
110	200	5374	6180	T-Shirts/Pins/Etc.	3/29/2022	311926	AUSTIN SCREEN PRINTING, L.P.	YOUTH TBALL LEAGUE HATS	109.68		API
110	200	5374	6180	T-Shirts/Pins/Etc.	3/31/2022	311928	AUSTIN SCREEN PRINTING, L.P.	YOUTH LEAGUE TBALL JERSEYS	127.80		API
110	200	5374	6180	T-Shirts/Pins/Etc.	3/30/2022	311929	AUSTIN SCREEN PRINTING, L.P.	YOUTH TBALL LEAGUE HATS	109.68		API
110	200	5374	6180	T-Shirts/Pins/Etc.	3/29/2022	311931	AUSTIN SCREEN PRINTING, L.P.	YOUTH TBALL LEAGUE HATS	109.68		API
110	200	5374	6180	T-Shirts/Pins/Etc.	3/30/2022	311936	AUSTIN SCREEN PRINTING, L.P.	YOUTH TBALL LEAGUE HATS	169.68		API
110	200	5374	6180	T-Shirts/Pins/Etc.	3/30/2022	312024	AUSTIN SCREEN PRINTING, L.P.	YOUTH TBALL LEAGUE HATS	109.68		API
110	200	5374	6180	T-Shirts/Pins/Etc.	3/30/2022	312025	AUSTIN SCREEN PRINTING, L.P.	YOUTH TBALL LEAGUE HATS	109.68		API
110			1252	Unbilled Utility Receiv	3/31/2022	1		Utility Accrual MARCH 2022	521,961.80		JV
110			1252	Unbilled Utility Receiv	3/3/2022	2		Reverse - Utility Accrual FEBRUARY 2022		482,011.78	JV
110	275	1000	6122	Uniforms	3/4/2022	ORTPAU-0304	PAUL ORTEGA	Boot Reimbursement	69.97		API
110	300	1000	6122	Uniforms	3/3/2022	311098	AUSTIN SCREEN PRINTING, L.P.	Team Member T-Shirts	917.11		API
110	500	1000	6122	Uniforms	3/4/2022	WINWAD-030	WADE WINNETT	Boot Reimbursement	114.95		API

110	120	1000	6400	Utilities Expense	3/10/2022	031122	ATMOS ENERGY	16318 GREAT OAKS DRIVE	46.14	API
110	120	1000	6400	Utilities Expense	3/10/2022	031522	ATMOS ENERGY	901 GREAT OAKS	9.81	API
110	120	1000	6400	Utilities Expense	3/15/2022	220700016997	CAVALLO ENERGY TEXAS LLC	CAVALLO ENERGY USAGE	403.59	API
110	120	1000	6400	Utilities Expense	3/31/2022	221010017186	CAVALLO ENERGY TEXAS LLC	CAVALLO ENERGY USAGE	382.43	API
110	275	1000	6400	Utilities Expense	3/23/2022	032522	PEDERNALES ELECTRIC	ELECTRICAL USAGE	73.57	API
110	275	1000	6400	Utilities Expense	3/15/2022	220700016997	CAVALLO ENERGY TEXAS LLC	CAVALLO ENERGY USAGE	352.15	API
110	275	1000	6400	Utilities Expense	3/31/2022	221010017186	CAVALLO ENERGY TEXAS LLC	CAVALLO ENERGY USAGE	322.69	API
110	275	1500	6400	Utilities Expense	3/10/2022	031522	ATMOS ENERGY	901 GREAT OAKS	33.16	API
110	275	1500	6400	Utilities Expense	3/15/2022	220700016997	CAVALLO ENERGY TEXAS LLC	CAVALLO ENERGY USAGE	412.26	API
110	275	1500	6400	Utilities Expense	3/31/2022	221010017186	CAVALLO ENERGY TEXAS LLC	CAVALLO ENERGY USAGE	351.87	API
110	300	1000	6400	Utilities Expense	3/10/2022	031122	ATMOS ENERGY	16318 GREAT OAKS DRIVE	876.58	API
110	300	1000	6400	Utilities Expense	3/15/2022	220700016997	CAVALLO ENERGY TEXAS LLC	CAVALLO ENERGY USAGE	6,132.47	API
110	300	1000	6400	Utilities Expense	3/31/2022	221010017186	CAVALLO ENERGY TEXAS LLC	CAVALLO ENERGY USAGE	5,906.55	API
110	450	2101	6400	Utilities Expense	3/17/2022	031722	ATMOS ENERGY	4203 PASADA LANE	1,501.95	API
110	450	2101	6400	Utilities Expense	3/15/2022	220700016997	CAVALLO ENERGY TEXAS LLC	CAVALLO ENERGY USAGE	1,173.32	API
110	450	2101	6400	Utilities Expense	3/31/2022	221010017186	CAVALLO ENERGY TEXAS LLC	CAVALLO ENERGY USAGE	925.09	API
110	450	2103	6400	Utilities Expense	3/15/2022	220700016997	CAVALLO ENERGY TEXAS LLC	CAVALLO ENERGY USAGE	662.04	API
110	450	2103	6400	Utilities Expense	3/31/2022	221010017186	CAVALLO ENERGY TEXAS LLC	CAVALLO ENERGY USAGE	575.82	API
110	450	2104	6400	Utilities Expense	3/24/2022	032422	ATMOS ENERGY	416 HIGHLAND HORIZON	4,204.29	API
110	450	2104	6400	Utilities Expense	3/15/2022	220700016997	CAVALLO ENERGY TEXAS LLC	CAVALLO ENERGY USAGE	310.06	API
110	450	2104	6400	Utilities Expense	3/31/2022	221010017186	CAVALLO ENERGY TEXAS LLC	CAVALLO ENERGY USAGE	338.41	API
110	500	1000	6400	Utilities Expense	3/10/2022	031522	ATMOS ENERGY	901 GREAT OAKS	38.75	API
110	500	1000	6400	Utilities Expense	3/23/2022	032522	PEDERNALES ELECTRIC	ELECTRICAL USAGE	73.57	API
110	500	1000	6400	Utilities Expense	3/14/2022	1807526	CITY OF ROUND ROCK - UTILITY	DRAINAGE FEE	8.92	API
110	500	1000	6400	Utilities Expense	3/15/2022	220700016997	CAVALLO ENERGY TEXAS LLC	CAVALLO ENERGY USAGE	67.35	API
110	500	1000	6400	Utilities Expense	3/31/2022	221010017186	CAVALLO ENERGY TEXAS LLC	CAVALLO ENERGY USAGE	73.90	API
110	525	1000	6400	Utilities Expense	3/16/2022	031622	ATMOS ENERGY	2300 GREAT OAKS	1,101.22	API
110	525	1000	6400	Utilities Expense	3/23/2022	032522	PEDERNALES ELECTRIC	ELECTRICAL USAGE	19,775.64	API
110	525	1000	6400	Utilities Expense	3/15/2022	220700016997	CAVALLO ENERGY TEXAS LLC	CAVALLO ENERGY USAGE	820.63	API
110	525	1000	6400	Utilities Expense	3/31/2022	221010017186	CAVALLO ENERGY TEXAS LLC	CAVALLO ENERGY USAGE	806.58	API
110	540	1000	6400	Utilities Expense	3/10/2022	031522	ATMOS ENERGY	901 GREAT OAKS	6.47	API
110	540	1000	6400	Utilities Expense	3/15/2022	220700016997	CAVALLO ENERGY TEXAS LLC	CAVALLO ENERGY USAGE	447.53	API
110	540	1000	6400	Utilities Expense	3/31/2022	221010017186	CAVALLO ENERGY TEXAS LLC	CAVALLO ENERGY USAGE	453.31	API
110	550	1000	6400	Utilities Expense	3/10/2022	031522	ATMOS ENERGY	901 GREAT OAKS	38.75	API
110	550	1000	6400	Utilities Expense	3/23/2022	032522	PEDERNALES ELECTRIC	ELECTRICAL USAGE	73.57	API
110	550	1000	6400	Utilities Expense	3/15/2022	220700016997	CAVALLO ENERGY TEXAS LLC	CAVALLO ENERGY USAGE	1,671.55	API
110	550	1000	6400	Utilities Expense	3/31/2022	221010017186	CAVALLO ENERGY TEXAS LLC	CAVALLO ENERGY USAGE	1,621.41	API
110	145	1000	6305	Utility Bill Expenses	3/30/2022	DP2201243	DATAPROSE, LLC	BILL PACKAGE-PRODUCTION & POSTAGE	879.16	API
110	300	1000	6305	Utility Bill Expenses	3/22/2022	3P60140	DATAPROSE, LLC	MARCH 2022 NEWSLETTER	459.06	API
110	300	1000	6305	Utility Bill Expenses	3/30/2022	DP2201243	DATAPROSE, LLC	BILL PACKAGE-PRODUCTION & POSTAGE	109.47	API
110			1250	Utility Receivable	3/10/2022	1121142502	HIMANSHU MADHANI		7.59	API
110			1250	Utility Receivable	3/10/2022	1122300103	OPENDOOR LABS, INC		54.80	API
110			1250	Utility Receivable	3/4/2022	1191000202	KUNAL TECKCHANDANI		36.53	API
110			1250	Utility Receivable	3/4/2022	1191000804	ALEX HOBBS		31.56	API
110			1250	Utility Receivable	3/4/2022	2001010302	OPENDOOR LABS INC		95.57	API
110			1250	Utility Receivable	3/25/2022	2070740012	MARTIN ROURKE LLC		77.68	API
110			1250	Utility Receivable	3/4/2022	2230011503	MARIA BUDESA		79.30	API
110			1250	Utility Receivable	3/4/2022	2234110302	MARGARET LEE		58.39	API
110			1250	Utility Receivable	3/10/2022	2235501701	HARIGOVIND RAMASAMY		13.75	API
110			1250	Utility Receivable	3/4/2022	2235601004	OPEN DOOR LABS INC		71.51	API

110			1250	Utility Receivable	3/10/2022	3003070001	JOHN KING CONSTRUCTION		70.54		API
110			1250	Utility Receivable	3/4/2022	3020760016	OPEN DOOR LABS INC		42.94		API
110			1250	Utility Receivable	3/25/2022	3030490006	ALYSSANDRA SHAFFER		67.28		API
110			1250	Utility Receivable	3/10/2022	3031720003	CARRI MOORE		33.82		API
110			1250	Utility Receivable	3/10/2022	3032410011	MATTHEW SEVER		79.59		API
110			1250	Utility Receivable	3/25/2022	3040010002	JENNIFER M & DATHON W ARAGON		73.57		API
110			1250	Utility Receivable	3/25/2022	3040940505	JOI POWELL		2.78		API
110			1250	Utility Receivable	3/4/2022	3041090005	VELLANKI VAMSIKRISHNA		36.08		API
110			1250	Utility Receivable	3/10/2022	3060940010	TALON HELMER		92.25		API
110			1250	Utility Receivable	3/10/2022	3061200001	ROBERT/CAROLYN BERRY		21.90		API
110			1250	Utility Receivable	3/25/2022	3172370012	DOUGLAS RESIDENTIAL		86.01		API
110			1250	Utility Receivable	3/10/2022	3210520003	KWANG-MING KWEE		17.29		API
110			1250	Utility Receivable	3/25/2022	3210640005	HIGH FIDELITY PROPERTIES		62.58		API
110			1250	Utility Receivable	3/10/2022	3240030003	RUSLAN NURULLAEV		26.07		API
110			1250	Utility Receivable	3/4/2022	3251440002	T G YAMRON		52.54		API
110			1250	Utility Receivable	3/10/2022	3270507003	JOANNE DIECKMAN		20.13		API
110			1250	Utility Receivable	3/4/2022	3270850002	BENJAMIN VREELAND		24.33		API
110			1250	Utility Receivable	3/25/2022	3270850004	PURE OPERATING LLC		75.42		API
110			1250	Utility Receivable	3/4/2022	4413779002	OPEN DOOR LABS INC		70.16		API
110			1250	Utility Receivable	3/25/2022	4413792001	JOE/MICHELLE DORAN		11.61		API
110			1250	Utility Receivable	3/25/2022	4435050002	STETSON PROPERTY MANAGEMENT		89.99		API
110			1250	Utility Receivable	3/4/2022	4435050005	JOY KERLIN		42.32		API
110			1250	Utility Receivable	3/4/2022	4438850003	LINDSAY MIKULLENCAK		27.14		API
110			1250	Utility Receivable	3/10/2022	4439150002	BRIAN RAY		4.42		API
110			1250	Utility Receivable	3/4/2022	4442650003	OPEN DOOR LABS INC		63.92		API
110			1250	Utility Receivable	3/4/2022	4447050001	THOMAS MUTTWILL		42.25		API
110			1250	Utility Receivable	3/4/2022	4454050002	AUSTIN 101 PROPERTIES		11.21		API
110			1250	Utility Receivable	3/4/2022	4455200008	OPEN DOOR LABS INC		64.84		API
110			1250	Utility Receivable	3/25/2022	4456500001	HANTAO DONG		45.66		API
110			1250	Utility Receivable	3/10/2022	4461600008	WILLIAM PORTER		13.01		API
110			1250	Utility Receivable	3/4/2022	4464250003	BOAZ HECHT		30.76		API
110			1250	Utility Receivable	3/25/2022	4468900003	IGOR BASKIN		69.36		API
110			1250	Utility Receivable	3/4/2022	4484500011	ARY DJAJADI		46.30		API
110			1250	Utility Receivable	3/4/2022	4486109003	OFFERPAD LLC		17.99		API
110			1250	Utility Receivable	3/4/2022	4491850002	STEVE CHOU		48.56		API
110			1250	Utility Receivable	3/10/2022	4493400003	RAJANI NAINI		83.92		API
110			1250	Utility Receivable	3/4/2022	4493650006	OPEN DOOR LABS INC		63.92		API
110		0000	1250	Utility Receivable	3/1/2022	89248		Cash Receipts		11.21	CR
110	000	0000	1250	Utility Receivable	3/1/2022	89228		Accounts Receivable	30.00		CR
110	000	0000	1250	Utility Receivable	3/1/2022	89233		Cash Receipts		79.30	CR
110	000	0000	1250	Utility Receivable	3/1/2022	89234		Accounts Receivable	8.33		CR
110	000	0000	1250	Utility Receivable	3/1/2022	89235		Accounts Receivable	30.00		CR
110	000	0000	1250	Utility Receivable	3/1/2022	89236		Cash Receipts		24.33	CR
110	000	0000	1250	Utility Receivable	3/1/2022	89237		Cash Receipts		42.32	CR
110	000	0000	1250	Utility Receivable	3/1/2022	89238		Accounts Receivable		31.56	CR
110	000	0000	1250	Utility Receivable	3/1/2022	89239		Accounts Receivable	30.00		CR
110	000	0000	1250	Utility Receivable	3/1/2022	89241		Accounts Receivable	30.00		CR
110	000	0000	1250	Utility Receivable	3/1/2022	89242		Cash Receipts		17.99	CR
110	000	0000	1250	Utility Receivable	3/1/2022	89243		Cash Receipts		30.76	CR
110	000	0000	1250	Utility Receivable	3/1/2022	89244		Cash Receipts		36.53	CR

110	000	0000	1250	Utility Receivable	3/1/2022	89245	Cash Receipts		58.39	CR
110	000	0000	1250	Utility Receivable	3/1/2022	89246	Cash Receipts		31.56	CR
110	000	0000	1250	Utility Receivable	3/1/2022	89247	Accounts Receivable		29.30	CR
110	000	0000	1250	Utility Receivable	3/1/2022	89249	Cash Receipts		27.14	CR
110	000	0000	1250	Utility Receivable	3/1/2022	89250	Cash Receipts		36.08	CR
110	000	0000	1250	Utility Receivable	3/1/2022	89251	Accounts Receivable	9.85		CR
110	000	0000	1250	Utility Receivable	3/1/2022	89252	Accounts Receivable	16.92		CR
110	000	0000	1250	Utility Receivable	3/1/2022	89253	Accounts Receivable	30.00		CR
110	000	0000	1250	Utility Receivable	3/1/2022	89254	Accounts Receivable	30.00		CR
110	000	0000	1250	Utility Receivable	3/1/2022	89255	Accounts Receivable	30.00		CR
110	000	0000	1250	Utility Receivable	3/1/2022	89257	Accounts Receivable		5,821.74	CR
110	000	0000	1250	Utility Receivable	3/2/2022	89258	Accounts Receivable	478,153.54		CR
110	000	0000	1250	Utility Receivable	3/2/2022	89259	Accounts Receivable	30.00		CR
110	000	0000	1250	Utility Receivable	3/2/2022	89261	Accounts Receivable	3,858.24		CR
110	000	0000	1250	Utility Receivable	3/2/2022	89262	Accounts Receivable	30.00		CR
110	000	0000	1250	Utility Receivable	3/2/2022	89263	Accounts Receivable		9,448.98	CR
110	000	0000	1250	Utility Receivable	3/3/2022	89264	Accounts Receivable	30.00		CR
110	000	0000	1250	Utility Receivable	3/3/2022	89265	Accounts Receivable		890.03	CR
110	000	0000	1250	Utility Receivable	3/2/2022	89267	Accounts Receivable	974.45		CR
110	000	0000	1250	Utility Receivable	3/3/2022	89269	Accounts Receivable	30.00		CR
110	000	0000	1250	Utility Receivable	3/3/2022	89271	Accounts Receivable		8,876.69	CR
110	000	0000	1250	Utility Receivable	3/4/2022	89272	Accounts Receivable	30.00		CR
110	000	0000	1250	Utility Receivable	3/3/2022	89273	Accounts Receivable	87.68		CR
110	000	0000	1250	Utility Receivable	3/4/2022	89274	Accounts Receivable	30.00		CR
110	000	0000	1250	Utility Receivable	3/7/2022	89275	Accounts Receivable		47.84	CR
110	000	0000	1250	Utility Receivable	3/7/2022	89276	Accounts Receivable		79.30	CR
110	000	0000	1250	Utility Receivable	3/7/2022	89277	Cash Receipts		4.42	CR
110	000	0000	1250	Utility Receivable	3/7/2022	89278	Cash Receipts		33.82	CR
110	000	0000	1250	Utility Receivable	3/7/2022	89279	Cash Receipts		17.29	CR
110	000	0000	1250	Utility Receivable	3/7/2022	89279	Accounts Receivable		72.96	CR
110	000	0000	1250	Utility Receivable	3/4/2022	89280	Accounts Receivable		10,569.38	CR
110	000	0000	1250	Utility Receivable	3/5/2022	89281	Accounts Receivable		1,524.07	CR
110	000	0000	1250	Utility Receivable	3/7/2022	89282	Cash Receipts		13.01	CR
110	000	0000	1250	Utility Receivable	3/6/2022	89283	Accounts Receivable		1,017.58	CR
110	000	0000	1250	Utility Receivable	3/7/2022	89284	Cash Receipts		70.54	CR
110	000	0000	1250	Utility Receivable	3/7/2022	89284	Accounts Receivable		95.88	CR
110	000	0000	1250	Utility Receivable	3/7/2022	89285	Accounts Receivable	1,710.00		CR
110	000	0000	1250	Utility Receivable	3/7/2022	89286	Cash Receipts		7.59	CR
110	000	0000	1250	Utility Receivable	3/7/2022	89287	Cash Receipts		26.07	CR
110	000	0000	1250	Utility Receivable	3/7/2022	89287	Accounts Receivable		66.18	CR
110	000	0000	1250	Utility Receivable	3/7/2022	89288	Cash Receipts		92.25	CR
110	000	0000	1250	Utility Receivable	3/7/2022	89289	Accounts Receivable	30.00		CR
110	000	0000	1250	Utility Receivable	3/7/2022	89290	Accounts Receivable	30.00		CR
110	000	0000	1250	Utility Receivable	3/7/2022	89291	Accounts Receivable	30.00		CR
110	000	0000	1250	Utility Receivable	3/7/2022	89292	Accounts Receivable		13,464.11	CR
110	000	0000	1250	Utility Receivable	3/8/2022	89293	Accounts Receivable	9.39		CR
110	000	0000	1250	Utility Receivable	3/8/2022	89296	Accounts Receivable		81.49	CR
110	000	0000	1250	Utility Receivable	3/8/2022	89297	Cash Receipts		13.75	CR
110	000	0000	1250	Utility Receivable	3/8/2022	89297	Accounts Receivable		71.24	CR
110	000	0000	1250	Utility Receivable	3/8/2022	89298	Cash Receipts		21.90	CR

110	000	0000	1250	Utility Receivable	3/8/2022	89298	Accounts Receivable		67.09	CR
110	000	0000	1250	Utility Receivable	3/8/2022	89299	Cash Receipts		83.92	CR
110	000	0000	1250	Utility Receivable	3/8/2022	89300	Accounts Receivable	30.00		CR
110	000	0000	1250	Utility Receivable	3/8/2022	89301	Accounts Receivable	30.00		CR
110	000	0000	1250	Utility Receivable	3/8/2022	89302	Accounts Receivable	30.00		CR
110	000	0000	1250	Utility Receivable	3/8/2022	89303	Accounts Receivable	30.00		CR
110	000	0000	1250	Utility Receivable	3/8/2022	89304	Accounts Receivable	30.00		CR
110	000	0000	1250	Utility Receivable	3/8/2022	89305	Accounts Receivable	30.00		CR
110	000	0000	1250	Utility Receivable	3/8/2022	89306	Accounts Receivable		7,965.86	CR
110	000	0000	1250	Utility Receivable	3/9/2022	89307	Accounts Receivable	30.00		CR
110	000	0000	1250	Utility Receivable	3/9/2022	89308	Accounts Receivable	30.00		CR
110	000	0000	1250	Utility Receivable	3/10/2022	89309	Cash Receipts		20.13	CR
110	000	0000	1250	Utility Receivable	3/10/2022	89309	Accounts Receivable		62.66	CR
110	000	0000	1250	Utility Receivable	3/9/2022	89310	Accounts Receivable		10,892.20	CR
110	000	0000	1250	Utility Receivable	3/10/2022	89311	Cash Receipts		79.59	CR
110	000	0000	1250	Utility Receivable	3/10/2022	89312	Cash Receipts		0.15	CR
110	000	0000	1250	Utility Receivable	3/10/2022	89312	Accounts Receivable		79.39	CR
110	000	0000	1250	Utility Receivable	3/10/2022	89314	Accounts Receivable		63.17	CR
110	000	0000	1250	Utility Receivable	3/10/2022	89315	Cash Receipts		4.41	CR
110	000	0000	1250	Utility Receivable	3/10/2022	89315	Accounts Receivable		73.76	CR
110	000	0000	1250	Utility Receivable	3/10/2022	89316	Cash Receipts		79.77	CR
110	000	0000	1250	Utility Receivable	3/10/2022	89317	Accounts Receivable	30.00		CR
110	000	0000	1250	Utility Receivable	3/10/2022	89318	Accounts Receivable	30.00		CR
110	000	0000	1250	Utility Receivable	3/10/2022	89319	Accounts Receivable		8,533.97	CR
110	000	0000	1250	Utility Receivable	3/11/2022	89320	Accounts Receivable	30.00		CR
110	000	0000	1250	Utility Receivable	3/11/2022	89321	Accounts Receivable	30.00		CR
110	000	0000	1250	Utility Receivable	3/11/2022	89322	Accounts Receivable		10,734.86	CR
110	000	0000	1250	Utility Receivable	3/12/2022	89323	Accounts Receivable		1,469.56	CR
110	000	0000	1250	Utility Receivable	3/13/2022	89324	Accounts Receivable		325.20	CR
110	000	0000	1250	Utility Receivable	3/15/2022	89325	Accounts Receivable	30.00		CR
110	000	0000	1250	Utility Receivable	3/14/2022	89326	Accounts Receivable		14,081.82	CR
110	000	0000	1250	Utility Receivable	3/15/2022	89327	Accounts Receivable	30.00		CR
110	000	0000	1250	Utility Receivable	3/15/2022	89328	Accounts Receivable	30.00		CR
110	000	0000	1250	Utility Receivable	3/15/2022	89329	Accounts Receivable	30.00		CR
110	000	0000	1250	Utility Receivable	3/15/2022	89330	Accounts Receivable		7,512.21	CR
110	000	0000	1250	Utility Receivable	3/16/2022	89331	Accounts Receivable	30.00		CR
110	000	0000	1250	Utility Receivable	3/16/2022	89332	Accounts Receivable	180.00		CR
110	000	0000	1250	Utility Receivable	3/16/2022	89333	Accounts Receivable	30.00		CR
110	000	0000	1250	Utility Receivable	3/16/2022	89334	Accounts Receivable		6,886.86	CR
110	000	0000	1250	Utility Receivable	3/17/2022	89335	Accounts Receivable	30.00		CR
110	000	0000	1250	Utility Receivable	3/17/2022	89336	Accounts Receivable		60.50	CR
110	000	0000	1250	Utility Receivable	3/17/2022	89337	Cash Receipts		77.68	CR
110	000	0000	1250	Utility Receivable	3/17/2022	89338	Accounts Receivable	30.00		CR
110	000	0000	1250	Utility Receivable	3/17/2022	89339	Cash Receipts		2.78	CR
110	000	0000	1250	Utility Receivable	3/17/2022	89339	Accounts Receivable		69.33	CR
110	000	0000	1250	Utility Receivable	3/17/2022	89340	Accounts Receivable		28,520.69	CR
110	000	0000	1250	Utility Receivable	3/18/2022	89341	Accounts Receivable	30.00		CR
110	000	0000	1250	Utility Receivable	3/18/2022	89347	Accounts Receivable		169,717.98	CR
110	000	0000	1250	Utility Receivable	3/19/2022	89348	Accounts Receivable		1,777.21	CR
110	000	0000	1250	Utility Receivable	3/21/2022	89349	Cash Receipts		73.57	CR

110	000	0000	1250	Utility Receivable	3/21/2022	89350	Accounts Receivable	30.91		CR
110	000	0000	1250	Utility Receivable	3/21/2022	89351	Cash Receipts		45.66	CR
110	000	0000	1250	Utility Receivable	3/21/2022	89352	Accounts Receivable	30.00		CR
110	000	0000	1250	Utility Receivable	3/21/2022	89353	Accounts Receivable		25,003.99	CR
110	000	0000	1250	Utility Receivable	3/22/2022	89354	Accounts Receivable	30.00		CR
110	000	0000	1250	Utility Receivable	3/22/2022	89355	Accounts Receivable	30.00		CR
110	000	0000	1250	Utility Receivable	3/23/2022	89356	Accounts Receivable		96,201.02	CR
110	000	0000	1250	Utility Receivable	3/22/2022	89357	Accounts Receivable		10,229.30	CR
110	000	0000	1250	Utility Receivable	3/23/2022	89358	Accounts Receivable	30.00		CR
110	000	0000	1250	Utility Receivable	3/23/2022	89359	Cash Receipts		86.01	CR
110	000	0000	1250	Utility Receivable	3/23/2022	89360	Cash Receipts		89.99	CR
110	000	0000	1250	Utility Receivable	3/23/2022	89361	Cash Receipts		11.61	CR
110	000	0000	1250	Utility Receivable	3/23/2022	89362	Cash Receipts		62.58	CR
110	000	0000	1250	Utility Receivable	3/23/2022	89363	Accounts Receivable	123.31		CR
110	000	0000	1250	Utility Receivable	3/24/2022	89364	Accounts Receivable	12.17		CR
110	000	0000	1250	Utility Receivable	3/23/2022	89365	Accounts Receivable	30.00		CR
110	000	0000	1250	Utility Receivable	3/24/2022	89366	Accounts Receivable	4,188.06		CR
110	000	0000	1250	Utility Receivable	3/23/2022	89367	Accounts Receivable		10,643.35	CR
110	000	0000	1250	Utility Receivable	3/24/2022	89368	Cash Receipts		70.79	CR
110	000	0000	1250	Utility Receivable	3/24/2022	89368	Accounts Receivable	100.79		CR
110	000	0000	1250	Utility Receivable	3/24/2022	89369	Accounts Receivable	6.92		CR
110	000	0000	1250	Utility Receivable	3/24/2022	89370	Accounts Receivable	30.00		CR
110	000	0000	1250	Utility Receivable	3/24/2022	89371	Accounts Receivable		7,776.03	CR
110	000	0000	1250	Utility Receivable	3/25/2022	89372	Accounts Receivable	74.93		CR
110	000	0000	1250	Utility Receivable	3/25/2022	89373	Accounts Receivable	30.00		CR
110	000	0000	1250	Utility Receivable	3/25/2022	89374	Accounts Receivable	82.62		CR
110	000	0000	1250	Utility Receivable	3/25/2022	89375	Accounts Receivable	5.12		CR
110	000	0000	1250	Utility Receivable	3/25/2022	89376	Accounts Receivable	107.48		CR
110	000	0000	1250	Utility Receivable	3/25/2022	89377	Accounts Receivable	7.59		CR
110	000	0000	1250	Utility Receivable	3/25/2022	89378	Accounts Receivable	99.17		CR
110	000	0000	1250	Utility Receivable	3/25/2022	89379	Accounts Receivable	6.76		CR
110	000	0000	1250	Utility Receivable	3/25/2022	89380	Accounts Receivable	30.00		CR
110	000	0000	1250	Utility Receivable	3/25/2022	89381	Accounts Receivable	30.00		CR
110	000	0000	1250	Utility Receivable	3/25/2022	89382	Accounts Receivable	30.00		CR
110	000	0000	1250	Utility Receivable	3/25/2022	89383	Accounts Receivable	30.00		CR
110	000	0000	1250	Utility Receivable	3/25/2022	89384	Accounts Receivable		3,774.49	CR
110	000	0000	1250	Utility Receivable	3/26/2022	89385	Accounts Receivable		2,766.68	CR
110	000	0000	1250	Utility Receivable	3/27/2022	89386	Accounts Receivable		1,819.78	CR
110	000	0000	1250	Utility Receivable	3/28/2022	89387	Accounts Receivable	30.00		CR
110	000	0000	1250	Utility Receivable	3/28/2022	89388	Accounts Receivable	30.00		CR
110	000	0000	1250	Utility Receivable	3/29/2022	89392	Cash Receipts		42.05	CR
110	000	0000	1250	Utility Receivable	3/29/2022	89393	Accounts Receivable		46.30	CR
110	000	0000	1250	Utility Receivable	3/28/2022	89394	Accounts Receivable		6,040.47	CR
110	000	0000	1250	Utility Receivable	3/29/2022	89395	Accounts Receivable	30.00		CR
110	000	0000	1250	Utility Receivable	3/29/2022	89396	Accounts Receivable	55.78		CR
110	000	0000	1250	Utility Receivable	3/29/2022	89399	Cash Receipts		50.00	CR
110	000	0000	1250	Utility Receivable	3/29/2022	89399	Accounts Receivable	65.82		CR
110	000	0000	1250	Utility Receivable	3/29/2022	89400	Cash Receipts		50.46	CR
110	000	0000	1250	Utility Receivable	3/29/2022	89401	Accounts Receivable		49.32	CR
110	000	0000	1250	Utility Receivable	3/29/2022	89402	Accounts Receivable	30.00		CR

110	000	0000	1250	Utility Receivable	3/29/2022	89403	Accounts Receivable		3,825.77	CR
110	000	0000	1250	Utility Receivable	3/30/2022	89404	Accounts Receivable	30.00		CR
110	000	0000	1250	Utility Receivable	3/30/2022	89405	Accounts Receivable	30.00		CR
110	000	0000	1250	Utility Receivable	3/30/2022	89406	Accounts Receivable	30.00		CR
110	000	0000	1250	Utility Receivable	3/30/2022	89407	Accounts Receivable	30.00		CR
110	000	0000	1250	Utility Receivable	3/30/2022	89408	Accounts Receivable	30.00		CR
110	000	0000	1250	Utility Receivable	3/30/2022	89409	Accounts Receivable	30.00		CR
110	000	0000	1250	Utility Receivable	3/31/2022	89410	Accounts Receivable		30.11	CR
110	000	0000	1250	Utility Receivable	3/30/2022	89411	Accounts Receivable		8,899.44	CR
110	000	0000	1250	Utility Receivable	3/31/2022	89414	Accounts Receivable	30.00		CR
110	000	0000	1250	Utility Receivable	3/31/2022	89415	Accounts Receivable	30.00		CR
110	000	0000	1250	Utility Receivable	3/31/2022	89417	Accounts Receivable		4,546.35	CR
110	000	0000	1250	Utility Receivable	3/31/2022	89438	Cash Receipts		29.30	CR
110	000	0000	1250	Utility Receivable	3/30/2022	89469	Cash Receipts	83.59		CR
110	000	0000	1250	Utility Receivable	3/30/2022	89469	Accounts Receivable		83.59	CR
110	120	1000	5031	Vision Insurance	3/31/2022	0071		4.15		PRS
110	120	1000	5031	Vision Insurance	3/25/2022	0071		4.46		PRS
110	120	1000	5031	Vision Insurance	3/11/2022	0072		1.25		PRS
110	120	1000	5031	Vision Insurance	3/31/2022	0094		4.98		PRS
110	120	1000	5031	Vision Insurance	3/25/2022	0096		5.36		PRS
110	120	1000	5031	Vision Insurance	3/11/2022	0097		1.50		PRS
110	120	1000	5031	Vision Insurance	3/31/2022	0118		4.15		PRS
110	120	1000	5031	Vision Insurance	3/25/2022	0120		4.46		PRS
110	120	1000	5031	Vision Insurance	3/11/2022	0122		1.25		PRS
110	120	1000	5031	Vision Insurance	3/31/2022	0138		4.15		PRS
110	120	1000	5031	Vision Insurance	3/25/2022	0143		4.46		PRS
110	120	1000	5031	Vision Insurance	3/11/2022	0145		1.25		PRS
110	120	1000	5031	Vision Insurance	3/31/2022	0151		1.44		PRS
110	120	1000	5031	Vision Insurance	3/11/2022	0159		0.44		PRS
110	120	1000	5031	Vision Insurance	3/25/2022	0159		1.56		PRS
110	125	1000	5031	Vision Insurance	3/25/2022	0053		4.46		PRS
110	125	1000	5031	Vision Insurance	3/31/2022	0055		4.15		PRS
110	125	1000	5031	Vision Insurance	3/11/2022	0056		1.25		PRS
110	125	1000	5031	Vision Insurance	3/31/2022	0132		4.98		PRS
110	125	1000	5031	Vision Insurance	3/25/2022	0135		5.36		PRS
110	125	1000	5031	Vision Insurance	3/11/2022	0138		1.50		PRS
110	125	1000	5031	Vision Insurance	3/31/2022	0157		4.15		PRS
110	125	1000	5031	Vision Insurance	3/25/2022	0164		4.46		PRS
110	125	1000	5031	Vision Insurance	3/11/2022	0165		1.25		PRS
110	130	1000	5031	Vision Insurance	3/11/2022	0001		1.25		PRS
110	130	1000	5031	Vision Insurance	3/25/2022	0001		4.46		PRS
110	130	1000	5031	Vision Insurance	3/31/2022	0001		4.15		PRS
110	130	1000	5031	Vision Insurance	3/11/2022	0012		1.50		PRS
110	130	1000	5031	Vision Insurance	3/25/2022	0012		5.35		PRS
110	130	1000	5031	Vision Insurance	3/11/2022	0013		1.47		PRS
110	130	1000	5031	Vision Insurance	3/25/2022	0013		5.26		PRS
110	130	1000	5031	Vision Insurance	3/31/2022	0013		4.98		PRS
110	130	1000	5031	Vision Insurance	3/31/2022	0014		4.89		PRS
110	130	1000	5031	Vision Insurance	3/31/2022	0109		4.89		PRS
110	130	1000	5031	Vision Insurance	3/25/2022	0111		5.26		PRS

110	130	1000	5031	Vision Insurance	3/11/2022	0113	1.47	PRS
110	130	1000	5031	Vision Insurance	3/31/2022	0117	4.15	PRS
110	130	1000	5031	Vision Insurance	3/25/2022	0119	4.46	PRS
110	130	1000	5031	Vision Insurance	3/11/2022	0121	1.25	PRS
110	135	1000	5031	Vision Insurance	3/25/2022	0006	4.46	PRS
110	135	1000	5031	Vision Insurance	3/11/2022	0007	1.25	PRS
110	135	1000	5031	Vision Insurance	3/31/2022	0008	4.15	PRS
110	135	1000	5031	Vision Insurance	3/31/2022	0122	4.15	PRS
110	135	1000	5031	Vision Insurance	3/25/2022	0124	4.46	PRS
110	135	1000	5031	Vision Insurance	3/11/2022	0127	1.25	PRS
110	140	1000	5031	Vision Insurance	3/31/2022	0005	4.15	PRS
110	140	1000	5031	Vision Insurance	3/31/2022	0147	4.15	PRS
110	140	1000	5031	Vision Insurance	3/25/2022	0153	4.46	PRS
110	140	1000	5031	Vision Insurance	3/11/2022	0155	1.25	PRS
110	140	1000	5031	Vision Insurance	3/11/2022	118842	1.25	PRS
110	140	1000	5031	Vision Insurance	3/25/2022	118844	4.46	PRS
110	145	1000	5031	Vision Insurance	3/11/2022	0002	1.50	PRS
110	145	1000	5031	Vision Insurance	3/25/2022	0002	5.36	PRS
110	145	1000	5031	Vision Insurance	3/31/2022	0002	4.98	PRS
110	145	1000	5031	Vision Insurance	3/11/2022	0008	1.50	PRS
110	145	1000	5031	Vision Insurance	3/25/2022	0008	5.36	PRS
110	145	1000	5031	Vision Insurance	3/31/2022	0009	4.98	PRS
110	145	1000	5031	Vision Insurance	3/31/2022	0074	4.15	PRS
110	145	1000	5031	Vision Insurance	3/25/2022	0075	4.46	PRS
110	145	1000	5031	Vision Insurance	3/11/2022	0076	1.25	PRS
110	145	1000	5031	Vision Insurance	3/31/2022	0096	4.98	PRS
110	145	1000	5031	Vision Insurance	3/25/2022	0098	5.35	PRS
110	145	1000	5031	Vision Insurance	3/11/2022	0100	1.50	PRS
110	145	1000	5031	Vision Insurance	3/31/2022	118851	4.15	PRS
110	200	1000	5031	Vision Insurance	3/25/2022	0031	1.47	PRS
110	200	1000	5031	Vision Insurance	3/31/2022	0033	1.37	PRS
110	200	1000	5031	Vision Insurance	3/11/2022	0034	0.41	PRS
110	200	1000	5031	Vision Insurance	3/25/2022	0043	0.67	PRS
110	200	1000	5031	Vision Insurance	3/31/2022	0046	0.62	PRS
110	200	1000	5031	Vision Insurance	3/11/2022	0047	0.19	PRS
110	200	1000	5031	Vision Insurance	3/25/2022	0063	1.33	PRS
110	200	1000	5031	Vision Insurance	3/31/2022	0063	1.24	PRS
110	200	1000	5031	Vision Insurance	3/11/2022	0064	0.38	PRS
110	200	1000	5031	Vision Insurance	3/31/2022	0085	1.24	PRS
110	200	1000	5031	Vision Insurance	3/25/2022	0087	1.34	PRS
110	200	1000	5031	Vision Insurance	3/11/2022	0088	0.38	PRS
110	200	1000	5031	Vision Insurance	3/31/2022	0099	1.45	PRS
110	200	1000	5031	Vision Insurance	3/25/2022	0101	1.56	PRS
110	200	1000	5031	Vision Insurance	3/11/2022	0103	0.44	PRS
110	200	1000	5031	Vision Insurance	3/31/2022	0123	0.74	PRS
110	200	1000	5031	Vision Insurance	3/25/2022	0125	0.81	PRS
110	200	1000	5031	Vision Insurance	3/11/2022	0128	0.22	PRS
110	200	1000	5031	Vision Insurance	3/31/2022	0137	0.62	PRS
110	200	1000	5031	Vision Insurance	3/25/2022	0141	0.67	PRS
110	200	1000	5031	Vision Insurance	3/11/2022	0143	0.19	PRS

110	200	1000	5031	Vision Insurance	3/25/2022	0146	1.34	PRS
110	200	1000	5031	Vision Insurance	3/11/2022	0148	0.38	PRS
110	200	1000	5031	Vision Insurance	3/31/2022	0156	4.15	PRS
110	200	1000	5031	Vision Insurance	3/25/2022	0163	4.46	PRS
110	200	1000	5031	Vision Insurance	3/11/2022	0164	1.25	PRS
110	200	1000	5031	Vision Insurance	3/31/2022	118848	1.25	PRS
110	250	1000	5031	Vision Insurance	3/25/2022	0031	1.47	PRS
110	250	1000	5031	Vision Insurance	3/31/2022	0033	1.37	PRS
110	250	1000	5031	Vision Insurance	3/11/2022	0034	0.41	PRS
110	250	1000	5031	Vision Insurance	3/25/2022	0051	4.46	PRS
110	250	1000	5031	Vision Insurance	3/31/2022	0053	4.15	PRS
110	250	1000	5031	Vision Insurance	3/11/2022	0054	1.25	PRS
110	250	1000	5031	Vision Insurance	3/31/2022	0108	4.15	PRS
110	250	1000	5031	Vision Insurance	3/25/2022	0110	4.46	PRS
110	250	1000	5031	Vision Insurance	3/11/2022	0112	1.25	PRS
110	250	1000	5031	Vision Insurance	3/31/2022	0113	4.15	PRS
110	250	1000	5031	Vision Insurance	3/25/2022	0115	4.46	PRS
110	250	1000	5031	Vision Insurance	3/11/2022	0117	1.25	PRS
110	275	1000	5031	Vision Insurance	3/25/2022	0019	3.34	PRS
110	275	1000	5031	Vision Insurance	3/11/2022	0020	0.94	PRS
110	275	1000	5031	Vision Insurance	3/31/2022	0021	3.12	PRS
110	275	1000	5031	Vision Insurance	3/25/2022	0062	4.02	PRS
110	275	1000	5031	Vision Insurance	3/31/2022	0062	3.74	PRS
110	275	1000	5031	Vision Insurance	3/11/2022	0063	1.13	PRS
110	275	1000	5031	Vision Insurance	3/25/2022	0064	4.01	PRS
110	275	1000	5031	Vision Insurance	3/31/2022	0064	3.73	PRS
110	275	1000	5031	Vision Insurance	3/11/2022	0065	1.13	PRS
110	275	1000	5031	Vision Insurance	3/31/2022	0083	1.04	PRS
110	275	1000	5031	Vision Insurance	3/25/2022	0085	1.12	PRS
110	275	1000	5031	Vision Insurance	3/11/2022	0086	0.31	PRS
110	275	1000	5031	Vision Insurance	3/31/2022	0093	0.50	PRS
110	275	1000	5031	Vision Insurance	3/25/2022	0095	0.53	PRS
110	275	1000	5031	Vision Insurance	3/11/2022	0096	0.15	PRS
110	275	1000	5031	Vision Insurance	3/31/2022	0112	3.67	PRS
110	275	1000	5031	Vision Insurance	3/25/2022	0114	3.94	PRS
110	275	1000	5031	Vision Insurance	3/11/2022	0116	1.11	PRS
110	275	1000	5031	Vision Insurance	3/31/2022	0120	3.73	PRS
110	275	1000	5031	Vision Insurance	3/25/2022	0122	4.01	PRS
110	275	1000	5031	Vision Insurance	3/31/2022	0124	3.12	PRS
110	275	1000	5031	Vision Insurance	3/11/2022	0125	1.13	PRS
110	275	1000	5031	Vision Insurance	3/25/2022	0126	3.35	PRS
110	275	1000	5031	Vision Insurance	3/11/2022	0129	0.94	PRS
110	275	1000	5031	Vision Insurance	3/31/2022	0158	0.62	PRS
110	275	1000	5031	Vision Insurance	3/25/2022	0165	0.67	PRS
110	275	1000	5031	Vision Insurance	3/11/2022	0166	0.19	PRS
110	300	1000	5031	Vision Insurance	3/25/2022	0031	1.52	PRS
110	300	1000	5031	Vision Insurance	3/31/2022	0033	1.41	PRS
110	300	1000	5031	Vision Insurance	3/11/2022	0034	0.43	PRS
110	300	1000	5031	Vision Insurance	3/25/2022	0043	3.79	PRS
110	300	1000	5031	Vision Insurance	3/31/2022	0046	3.52	PRS

110	300	1000	5031	Vision Insurance	3/11/2022	0047	1.06	PRS
110	300	1000	5031	Vision Insurance	3/25/2022	0058	4.46	PRS
110	300	1000	5031	Vision Insurance	3/25/2022	0063	3.13	PRS
110	300	1000	5031	Vision Insurance	3/31/2022	0063	2.91	PRS
110	300	1000	5031	Vision Insurance	3/11/2022	0064	0.87	PRS
110	300	1000	5031	Vision Insurance	3/31/2022	0082	4.15	PRS
110	300	1000	5031	Vision Insurance	3/25/2022	0084	4.46	PRS
110	300	1000	5031	Vision Insurance	3/11/2022	0085	1.25	PRS
110	300	1000	5031	Vision Insurance	3/31/2022	0085	2.91	PRS
110	300	1000	5031	Vision Insurance	3/25/2022	0087	3.12	PRS
110	300	1000	5031	Vision Insurance	3/11/2022	0088	0.87	PRS
110	300	1000	5031	Vision Insurance	3/31/2022	0090	4.15	PRS
110	300	1000	5031	Vision Insurance	3/25/2022	0092	4.46	PRS
110	300	1000	5031	Vision Insurance	3/11/2022	0093	1.25	PRS
110	300	1000	5031	Vision Insurance	3/31/2022	0099	2.70	PRS
110	300	1000	5031	Vision Insurance	3/25/2022	0101	2.90	PRS
110	300	1000	5031	Vision Insurance	3/31/2022	0102	4.15	PRS
110	300	1000	5031	Vision Insurance	3/11/2022	0103	0.81	PRS
110	300	1000	5031	Vision Insurance	3/25/2022	0105	4.46	PRS
110	300	1000	5031	Vision Insurance	3/11/2022	0107	1.25	PRS
110	300	1000	5031	Vision Insurance	3/31/2022	0123	4.24	PRS
110	300	1000	5031	Vision Insurance	3/25/2022	0125	4.55	PRS
110	300	1000	5031	Vision Insurance	3/11/2022	0128	1.28	PRS
110	300	1000	5031	Vision Insurance	3/31/2022	0134	4.89	PRS
110	300	1000	5031	Vision Insurance	3/31/2022	0136	4.15	PRS
110	300	1000	5031	Vision Insurance	3/31/2022	0137	3.52	PRS
110	300	1000	5031	Vision Insurance	3/25/2022	0138	5.26	PRS
110	300	1000	5031	Vision Insurance	3/25/2022	0140	4.46	PRS
110	300	1000	5031	Vision Insurance	3/11/2022	0140	1.47	PRS
110	300	1000	5031	Vision Insurance	3/25/2022	0141	3.79	PRS
110	300	1000	5031	Vision Insurance	3/11/2022	0142	1.25	PRS
110	300	1000	5031	Vision Insurance	3/11/2022	0143	1.06	PRS
110	300	1000	5031	Vision Insurance	3/25/2022	0146	3.12	PRS
110	300	1000	5031	Vision Insurance	3/11/2022	0148	0.87	PRS
110	300	1000	5031	Vision Insurance	3/31/2022	0151	2.71	PRS
110	300	1000	5031	Vision Insurance	3/11/2022	0159	0.81	PRS
110	300	1000	5031	Vision Insurance	3/25/2022	0159	2.90	PRS
110	300	1000	5031	Vision Insurance	3/11/2022	118841	1.25	PRS
110	300	1000	5031	Vision Insurance	3/31/2022	118848	2.90	PRS
110	300	1000	5031	Vision Insurance	3/31/2022	118849	4.15	PRS
110	350	1000	5031	Vision Insurance	3/25/2022	0066	4.46	PRS
110	350	1000	5031	Vision Insurance	3/31/2022	0066	4.15	PRS
110	350	1000	5031	Vision Insurance	3/11/2022	0067	1.25	PRS
110	350	1000	5031	Vision Insurance	3/31/2022	0083	1.04	PRS
110	350	1000	5031	Vision Insurance	3/25/2022	0085	1.12	PRS
110	350	1000	5031	Vision Insurance	3/11/2022	0086	0.31	PRS
110	350	1000	5031	Vision Insurance	3/31/2022	0158	0.62	PRS
110	350	1000	5031	Vision Insurance	3/25/2022	0165	0.67	PRS
110	350	1000	5031	Vision Insurance	3/11/2022	0166	0.19	PRS
110	400	1000	5031	Vision Insurance	3/31/2022	0083	1.04	PRS

110	400	1000	5031	Vision Insurance	3/25/2022	0085	1.11	PRS
110	400	1000	5031	Vision Insurance	3/11/2022	0086	0.31	PRS
110	400	1000	5031	Vision Insurance	3/31/2022	0093	3.49	PRS
110	400	1000	5031	Vision Insurance	3/25/2022	0095	3.76	PRS
110	400	1000	5031	Vision Insurance	3/11/2022	0096	1.05	PRS
110	400	1000	5031	Vision Insurance	3/31/2022	0158	0.62	PRS
110	400	1000	5031	Vision Insurance	3/25/2022	0165	0.67	PRS
110	400	1000	5031	Vision Insurance	3/11/2022	0166	0.19	PRS
110	450	1000	5031	Vision Insurance	3/25/2022	0019	1.12	PRS
110	450	1000	5031	Vision Insurance	3/11/2022	0020	0.31	PRS
110	450	1000	5031	Vision Insurance	3/31/2022	0021	1.03	PRS
110	450	1000	5031	Vision Insurance	3/25/2022	0062	1.34	PRS
110	450	1000	5031	Vision Insurance	3/31/2022	0062	1.25	PRS
110	450	1000	5031	Vision Insurance	3/11/2022	0063	0.38	PRS
110	450	1000	5031	Vision Insurance	3/25/2022	0064	1.34	PRS
110	450	1000	5031	Vision Insurance	3/31/2022	0064	1.25	PRS
110	450	1000	5031	Vision Insurance	3/11/2022	0065	0.37	PRS
110	450	1000	5031	Vision Insurance	3/31/2022	0083	1.02	PRS
110	450	1000	5031	Vision Insurance	3/25/2022	0085	1.11	PRS
110	450	1000	5031	Vision Insurance	3/11/2022	0086	0.31	PRS
110	450	1000	5031	Vision Insurance	3/31/2022	0093	1.00	PRS
110	450	1000	5031	Vision Insurance	3/25/2022	0095	1.07	PRS
110	450	1000	5031	Vision Insurance	3/11/2022	0096	0.30	PRS
110	450	1000	5031	Vision Insurance	3/31/2022	0112	1.22	PRS
110	450	1000	5031	Vision Insurance	3/25/2022	0114	1.32	PRS
110	450	1000	5031	Vision Insurance	3/11/2022	0116	0.37	PRS
110	450	1000	5031	Vision Insurance	3/31/2022	0120	1.25	PRS
110	450	1000	5031	Vision Insurance	3/25/2022	0122	1.34	PRS
110	450	1000	5031	Vision Insurance	3/31/2022	0124	1.03	PRS
110	450	1000	5031	Vision Insurance	3/11/2022	0125	0.37	PRS
110	450	1000	5031	Vision Insurance	3/25/2022	0126	1.11	PRS
110	450	1000	5031	Vision Insurance	3/11/2022	0129	0.31	PRS
110	450	1000	5031	Vision Insurance	3/31/2022	0158	0.62	PRS
110	450	1000	5031	Vision Insurance	3/25/2022	0165	0.67	PRS
110	450	1000	5031	Vision Insurance	3/11/2022	0166	0.19	PRS
110	500	1000	5031	Vision Insurance	3/25/2022	0037	2.23	PRS
110	500	1000	5031	Vision Insurance	3/31/2022	0040	2.07	PRS
110	500	1000	5031	Vision Insurance	3/11/2022	0042	0.62	PRS
110	500	1000	5031	Vision Insurance	3/31/2022	0098	2.08	PRS
110	500	1000	5031	Vision Insurance	3/25/2022	0100	2.23	PRS
110	500	1000	5031	Vision Insurance	3/31/2022	0101	2.07	PRS
110	500	1000	5031	Vision Insurance	3/11/2022	0102	0.62	PRS
110	500	1000	5031	Vision Insurance	3/25/2022	0104	2.23	PRS
110	500	1000	5031	Vision Insurance	3/31/2022	0106	1.23	PRS
110	500	1000	5031	Vision Insurance	3/11/2022	0106	0.63	PRS
110	500	1000	5031	Vision Insurance	3/25/2022	0107	1.32	PRS
110	500	1000	5031	Vision Insurance	3/11/2022	0110	0.37	PRS
110	500	1000	5031	Vision Insurance	3/31/2022	0121	2.07	PRS
110	500	1000	5031	Vision Insurance	3/25/2022	0123	2.23	PRS
110	500	1000	5031	Vision Insurance	3/11/2022	0126	0.62	PRS

110	500	1000	5031	Vision Insurance	3/31/2022	0140	2.49	PRS
110	500	1000	5031	Vision Insurance	3/25/2022	0145	2.69	PRS
110	500	1000	5031	Vision Insurance	3/11/2022	0147	0.75	PRS
110	500	1000	5031	Vision Insurance	3/31/2022	0158	0.62	PRS
110	500	1000	5031	Vision Insurance	3/25/2022	0165	0.67	PRS
110	500	1000	5031	Vision Insurance	3/11/2022	0166	0.18	PRS
110	500	1000	5031	Vision Insurance	3/31/2022	118852	2.07	PRS
110	525	1000	5031	Vision Insurance	3/25/2022	0033	4.46	PRS
110	525	1000	5031	Vision Insurance	3/31/2022	0036	4.15	PRS
110	525	1000	5031	Vision Insurance	3/11/2022	0037	1.25	PRS
110	525	1000	5031	Vision Insurance	3/25/2022	0065	4.46	PRS
110	525	1000	5031	Vision Insurance	3/31/2022	0065	4.15	PRS
110	525	1000	5031	Vision Insurance	3/11/2022	0066	1.25	PRS
110	525	1000	5031	Vision Insurance	3/31/2022	0079	4.15	PRS
110	525	1000	5031	Vision Insurance	3/25/2022	0081	4.46	PRS
110	525	1000	5031	Vision Insurance	3/11/2022	0081	1.25	PRS
110	525	1000	5031	Vision Insurance	3/31/2022	0106	1.23	PRS
110	525	1000	5031	Vision Insurance	3/25/2022	0107	1.32	PRS
110	525	1000	5031	Vision Insurance	3/11/2022	0110	0.37	PRS
110	525	1000	5031	Vision Insurance	3/31/2022	0152	4.15	PRS
110	525	1000	5031	Vision Insurance	3/31/2022	0158	0.62	PRS
110	525	1000	5031	Vision Insurance	3/11/2022	0160	1.25	PRS
110	525	1000	5031	Vision Insurance	3/25/2022	0160	4.46	PRS
110	525	1000	5031	Vision Insurance	3/25/2022	0165	0.67	PRS
110	525	1000	5031	Vision Insurance	3/11/2022	0166	0.18	PRS
110	540	1000	5031	Vision Insurance	3/31/2022	0106	1.23	PRS
110	540	1000	5031	Vision Insurance	3/25/2022	0107	1.31	PRS
110	540	1000	5031	Vision Insurance	3/11/2022	0110	0.37	PRS
110	540	1000	5031	Vision Insurance	3/31/2022	0158	0.62	PRS
110	540	1000	5031	Vision Insurance	3/25/2022	0165	0.67	PRS
110	540	1000	5031	Vision Insurance	3/11/2022	0166	0.18	PRS
110	550	1000	5031	Vision Insurance	3/25/2022	0037	2.23	PRS
110	550	1000	5031	Vision Insurance	3/31/2022	0040	2.07	PRS
110	550	1000	5031	Vision Insurance	3/11/2022	0042	0.62	PRS
110	550	1000	5031	Vision Insurance	3/31/2022	0098	2.06	PRS
110	550	1000	5031	Vision Insurance	3/25/2022	0100	2.23	PRS
110	550	1000	5031	Vision Insurance	3/31/2022	0101	2.07	PRS
110	550	1000	5031	Vision Insurance	3/11/2022	0102	0.62	PRS
110	550	1000	5031	Vision Insurance	3/25/2022	0104	2.23	PRS
110	550	1000	5031	Vision Insurance	3/31/2022	0106	1.21	PRS
110	550	1000	5031	Vision Insurance	3/11/2022	0106	0.62	PRS
110	550	1000	5031	Vision Insurance	3/25/2022	0107	1.31	PRS
110	550	1000	5031	Vision Insurance	3/11/2022	0110	0.36	PRS
110	550	1000	5031	Vision Insurance	3/31/2022	0121	2.07	PRS
110	550	1000	5031	Vision Insurance	3/25/2022	0123	2.23	PRS
110	550	1000	5031	Vision Insurance	3/11/2022	0126	0.62	PRS
110	550	1000	5031	Vision Insurance	3/31/2022	0140	2.49	PRS
110	550	1000	5031	Vision Insurance	3/25/2022	0145	2.67	PRS
110	550	1000	5031	Vision Insurance	3/11/2022	0147	0.75	PRS
110	550	1000	5031	Vision Insurance	3/31/2022	0158	0.61	PRS

110	550	1000	5031	Vision Insurance	3/25/2022	0165	0.66		PRS
110	550	1000	5031	Vision Insurance	3/11/2022	0166	0.18		PRS
110	550	1000	5031	Vision Insurance	3/31/2022	118852	2.07		PRS
110			2133	Vision Insurance Liabil	3/31/2022	0001		4.15	PRS
110			2133	Vision Insurance Liabil	3/25/2022	0001		4.46	PRS
110			2133	Vision Insurance Liabil	3/11/2022	0001		1.25	PRS
110			2133	Vision Insurance Liabil	3/11/2022	0002		2.50	PRS
110			2133	Vision Insurance Liabil	3/31/2022	0002		8.30	PRS
110			2133	Vision Insurance Liabil	3/25/2022	0002		8.93	PRS
110			2133	Vision Insurance Liabil	3/31/2022	0005		4.15	PRS
110			2133	Vision Insurance Liabil	3/25/2022	0006		4.46	PRS
110			2133	Vision Insurance Liabil	3/11/2022	0007		1.25	PRS
110			2133	Vision Insurance Liabil	3/31/2022	0008		4.15	PRS
110			2133	Vision Insurance Liabil	3/11/2022	0008		2.50	PRS
110			2133	Vision Insurance Liabil	3/25/2022	0008		8.93	PRS
110			2133	Vision Insurance Liabil	3/31/2022	0009		8.30	PRS
110			2133	Vision Insurance Liabil	3/11/2022	0012		3.19	PRS
110			2133	Vision Insurance Liabil	3/25/2022	0012		11.39	PRS
110			2133	Vision Insurance Liabil	3/25/2022	0013		8.48	PRS
110			2133	Vision Insurance Liabil	3/11/2022	0013		2.37	PRS
110			2133	Vision Insurance Liabil	3/31/2022	0013		10.59	PRS
110			2133	Vision Insurance Liabil	3/31/2022	0014		7.89	PRS
110			2133	Vision Insurance Liabil	3/25/2022	0019		4.46	PRS
110			2133	Vision Insurance Liabil	3/11/2022	0020		1.25	PRS
110			2133	Vision Insurance Liabil	3/31/2022	0021		4.15	PRS
110			2133	Vision Insurance Liabil	3/25/2022	0031		4.46	PRS
110			2133	Vision Insurance Liabil	3/31/2022	0033		4.15	PRS
110			2133	Vision Insurance Liabil	3/25/2022	0033		4.46	PRS
110			2133	Vision Insurance Liabil	3/11/2022	0034		1.25	PRS
110			2133	Vision Insurance Liabil	3/31/2022	0036		4.15	PRS
110			2133	Vision Insurance Liabil	3/11/2022	0037		1.25	PRS
110			2133	Vision Insurance Liabil	3/25/2022	0037		4.46	PRS
110			2133	Vision Insurance Liabil	3/31/2022	0040		4.15	PRS
110			2133	Vision Insurance Liabil	3/11/2022	0042		1.25	PRS
110			2133	Vision Insurance Liabil	3/25/2022	0043		4.46	PRS
110			2133	Vision Insurance Liabil	3/31/2022	0046		4.15	PRS
110			2133	Vision Insurance Liabil	3/11/2022	0047		1.25	PRS
110			2133	Vision Insurance Liabil	3/25/2022	0051		4.46	PRS
110			2133	Vision Insurance Liabil	3/31/2022	0053		4.15	PRS
110			2133	Vision Insurance Liabil	3/25/2022	0053		4.46	PRS
110			2133	Vision Insurance Liabil	3/11/2022	0054		1.25	PRS
110			2133	Vision Insurance Liabil	3/31/2022	0055		4.15	PRS
110			2133	Vision Insurance Liabil	3/11/2022	0056		1.25	PRS
110			2133	Vision Insurance Liabil	3/25/2022	0058		4.46	PRS
110			2133	Vision Insurance Liabil	3/25/2022	0062		8.93	PRS
110			2133	Vision Insurance Liabil	3/31/2022	0062		8.30	PRS
110			2133	Vision Insurance Liabil	3/31/2022	0063		4.15	PRS
110			2133	Vision Insurance Liabil	3/25/2022	0063		4.46	PRS
110			2133	Vision Insurance Liabil	3/11/2022	0063		2.50	PRS
110			2133	Vision Insurance Liabil	3/25/2022	0064		11.39	PRS

110	2133	Vision Insurance Liabil	3/31/2022	0064	10.59	PRS
110	2133	Vision Insurance Liabil	3/11/2022	0064	1.25	PRS
110	2133	Vision Insurance Liabil	3/11/2022	0065	3.19	PRS
110	2133	Vision Insurance Liabil	3/25/2022	0065	4.46	PRS
110	2133	Vision Insurance Liabil	3/31/2022	0065	4.15	PRS
110	2133	Vision Insurance Liabil	3/25/2022	0066	4.46	PRS
110	2133	Vision Insurance Liabil	3/31/2022	0066	4.15	PRS
110	2133	Vision Insurance Liabil	3/11/2022	0066	1.25	PRS
110	2133	Vision Insurance Liabil	3/11/2022	0067	1.25	PRS
110	2133	Vision Insurance Liabil	3/25/2022	0071	4.46	PRS
110	2133	Vision Insurance Liabil	3/31/2022	0071	4.15	PRS
110	2133	Vision Insurance Liabil	3/11/2022	0072	1.25	PRS
110	2133	Vision Insurance Liabil	3/31/2022	0074	4.15	PRS
110	2133	Vision Insurance Liabil	3/25/2022	0075	4.46	PRS
110	2133	Vision Insurance Liabil	3/11/2022	0076	1.25	PRS
110	2133	Vision Insurance Liabil	3/31/2022	0079	4.15	PRS
110	2133	Vision Insurance Liabil	3/11/2022	0081	1.25	PRS
110	2133	Vision Insurance Liabil	3/25/2022	0081	4.46	PRS
110	2133	Vision Insurance Liabil	3/31/2022	0082	4.15	PRS
110	2133	Vision Insurance Liabil	3/31/2022	0083	4.15	PRS
110	2133	Vision Insurance Liabil	3/25/2022	0084	4.46	PRS
110	2133	Vision Insurance Liabil	3/11/2022	0085	1.25	PRS
110	2133	Vision Insurance Liabil	3/31/2022	0085	4.15	PRS
110	2133	Vision Insurance Liabil	3/25/2022	0085	4.46	PRS
110	2133	Vision Insurance Liabil	3/11/2022	0086	1.25	PRS
110	2133	Vision Insurance Liabil	3/25/2022	0087	4.46	PRS
110	2133	Vision Insurance Liabil	3/11/2022	0088	1.25	PRS
110	2133	Vision Insurance Liabil	3/31/2022	0090	4.15	PRS
110	2133	Vision Insurance Liabil	3/25/2022	0092	4.46	PRS
110	2133	Vision Insurance Liabil	3/31/2022	0093	8.30	PRS
110	2133	Vision Insurance Liabil	3/11/2022	0093	1.25	PRS
110	2133	Vision Insurance Liabil	3/31/2022	0094	8.30	PRS
110	2133	Vision Insurance Liabil	3/25/2022	0095	8.93	PRS
110	2133	Vision Insurance Liabil	3/31/2022	0096	10.59	PRS
110	2133	Vision Insurance Liabil	3/25/2022	0096	8.93	PRS
110	2133	Vision Insurance Liabil	3/11/2022	0096	2.50	PRS
110	2133	Vision Insurance Liabil	3/11/2022	0097	2.50	PRS
110	2133	Vision Insurance Liabil	3/25/2022	0098	11.39	PRS
110	2133	Vision Insurance Liabil	3/31/2022	0098	4.15	PRS
110	2133	Vision Insurance Liabil	3/31/2022	0099	4.15	PRS
110	2133	Vision Insurance Liabil	3/11/2022	0100	3.19	PRS
110	2133	Vision Insurance Liabil	3/25/2022	0100	4.46	PRS
110	2133	Vision Insurance Liabil	3/25/2022	0101	4.46	PRS
110	2133	Vision Insurance Liabil	3/31/2022	0101	4.15	PRS
110	2133	Vision Insurance Liabil	3/11/2022	0102	1.25	PRS
110	2133	Vision Insurance Liabil	3/31/2022	0102	4.15	PRS
110	2133	Vision Insurance Liabil	3/11/2022	0103	1.25	PRS
110	2133	Vision Insurance Liabil	3/25/2022	0104	4.46	PRS
110	2133	Vision Insurance Liabil	3/25/2022	0105	4.46	PRS
110	2133	Vision Insurance Liabil	3/31/2022	0106	7.89	PRS

110	2133	Vision Insurance Liabil	3/11/2022	0106	1.25	PRS
110	2133	Vision Insurance Liabil	3/25/2022	0107	8.48	PRS
110	2133	Vision Insurance Liabil	3/11/2022	0107	1.25	PRS
110	2133	Vision Insurance Liabil	3/31/2022	0108	4.15	PRS
110	2133	Vision Insurance Liabil	3/31/2022	0109	7.89	PRS
110	2133	Vision Insurance Liabil	3/25/2022	0110	4.46	PRS
110	2133	Vision Insurance Liabil	3/11/2022	0110	2.37	PRS
110	2133	Vision Insurance Liabil	3/25/2022	0111	8.48	PRS
110	2133	Vision Insurance Liabil	3/11/2022	0112	1.25	PRS
110	2133	Vision Insurance Liabil	3/31/2022	0112	7.89	PRS
110	2133	Vision Insurance Liabil	3/31/2022	0113	4.15	PRS
110	2133	Vision Insurance Liabil	3/11/2022	0113	2.37	PRS
110	2133	Vision Insurance Liabil	3/25/2022	0114	8.48	PRS
110	2133	Vision Insurance Liabil	3/25/2022	0115	4.46	PRS
110	2133	Vision Insurance Liabil	3/11/2022	0116	2.37	PRS
110	2133	Vision Insurance Liabil	3/31/2022	0117	4.15	PRS
110	2133	Vision Insurance Liabil	3/11/2022	0117	1.25	PRS
110	2133	Vision Insurance Liabil	3/31/2022	0118	4.15	PRS
110	2133	Vision Insurance Liabil	3/25/2022	0119	4.46	PRS
110	2133	Vision Insurance Liabil	3/25/2022	0120	4.46	PRS
110	2133	Vision Insurance Liabil	3/31/2022	0120	10.59	PRS
110	2133	Vision Insurance Liabil	3/11/2022	0121	1.25	PRS
110	2133	Vision Insurance Liabil	3/31/2022	0121	4.15	PRS
110	2133	Vision Insurance Liabil	3/11/2022	0122	1.25	PRS
110	2133	Vision Insurance Liabil	3/25/2022	0122	11.39	PRS
110	2133	Vision Insurance Liabil	3/31/2022	0122	4.15	PRS
110	2133	Vision Insurance Liabil	3/31/2022	0123	8.30	PRS
110	2133	Vision Insurance Liabil	3/25/2022	0123	4.46	PRS
110	2133	Vision Insurance Liabil	3/31/2022	0124	4.15	PRS
110	2133	Vision Insurance Liabil	3/25/2022	0124	4.46	PRS
110	2133	Vision Insurance Liabil	3/25/2022	0125	8.93	PRS
110	2133	Vision Insurance Liabil	3/11/2022	0125	3.19	PRS
110	2133	Vision Insurance Liabil	3/11/2022	0126	1.25	PRS
110	2133	Vision Insurance Liabil	3/25/2022	0126	4.46	PRS
110	2133	Vision Insurance Liabil	3/11/2022	0127	1.25	PRS
110	2133	Vision Insurance Liabil	3/11/2022	0128	2.50	PRS
110	2133	Vision Insurance Liabil	3/11/2022	0129	1.25	PRS
110	2133	Vision Insurance Liabil	3/31/2022	0132	8.30	PRS
110	2133	Vision Insurance Liabil	3/31/2022	0134	7.89	PRS
110	2133	Vision Insurance Liabil	3/25/2022	0135	8.93	PRS
110	2133	Vision Insurance Liabil	3/31/2022	0136	4.15	PRS
110	2133	Vision Insurance Liabil	3/31/2022	0137	4.15	PRS
110	2133	Vision Insurance Liabil	3/31/2022	0138	4.15	PRS
110	2133	Vision Insurance Liabil	3/11/2022	0138	2.50	PRS
110	2133	Vision Insurance Liabil	3/25/2022	0138	8.48	PRS
110	2133	Vision Insurance Liabil	3/31/2022	0140	8.30	PRS
110	2133	Vision Insurance Liabil	3/25/2022	0140	4.46	PRS
110	2133	Vision Insurance Liabil	3/11/2022	0140	2.37	PRS
110	2133	Vision Insurance Liabil	3/25/2022	0141	4.46	PRS
110	2133	Vision Insurance Liabil	3/11/2022	0142	1.25	PRS

110			2133	Vision Insurance Liabil	3/25/2022	0143			4.46	PRS
110			2133	Vision Insurance Liabil	3/11/2022	0143			1.25	PRS
110			2133	Vision Insurance Liabil	3/25/2022	0145			8.93	PRS
110			2133	Vision Insurance Liabil	3/11/2022	0145			1.25	PRS
110			2133	Vision Insurance Liabil	3/25/2022	0146			4.46	PRS
110			2133	Vision Insurance Liabil	3/11/2022	0147			2.50	PRS
110			2133	Vision Insurance Liabil	3/31/2022	0147			4.15	PRS
110			2133	Vision Insurance Liabil	3/11/2022	0148			1.25	PRS
110			2133	Vision Insurance Liabil	3/31/2022	0151			4.15	PRS
110			2133	Vision Insurance Liabil	3/31/2022	0152			4.15	PRS
110			2133	Vision Insurance Liabil	3/25/2022	0153			4.46	PRS
110			2133	Vision Insurance Liabil	3/11/2022	0155			1.25	PRS
110			2133	Vision Insurance Liabil	3/31/2022	0156			4.15	PRS
110			2133	Vision Insurance Liabil	3/31/2022	0157			4.15	PRS
110			2133	Vision Insurance Liabil	3/31/2022	0158			10.59	PRS
110			2133	Vision Insurance Liabil	3/11/2022	0159			1.25	PRS
110			2133	Vision Insurance Liabil	3/25/2022	0159			4.46	PRS
110			2133	Vision Insurance Liabil	3/11/2022	0160			1.25	PRS
110			2133	Vision Insurance Liabil	3/25/2022	0160			4.46	PRS
110			2133	Vision Insurance Liabil	3/25/2022	0163			4.46	PRS
110			2133	Vision Insurance Liabil	3/11/2022	0164			1.25	PRS
110			2133	Vision Insurance Liabil	3/25/2022	0164			4.46	PRS
110			2133	Vision Insurance Liabil	3/25/2022	0165			11.39	PRS
110			2133	Vision Insurance Liabil	3/11/2022	0165			1.25	PRS
110			2133	Vision Insurance Liabil	3/11/2022	0166			3.19	PRS
110			2133	Vision Insurance Liabil	3/11/2022	118841			1.25	PRS
110			2133	Vision Insurance Liabil	3/11/2022	118842			1.25	PRS
110			2133	Vision Insurance Liabil	3/25/2022	118844			4.46	PRS
110			2133	Vision Insurance Liabil	3/31/2022	118848			4.15	PRS
110			2133	Vision Insurance Liabil	3/31/2022	118849			4.15	PRS
110			2133	Vision Insurance Liabil	3/31/2022	118851			4.15	PRS
110			2133	Vision Insurance Liabil	3/31/2022	118852			4.15	PRS
110	000	0000	2140	Water Meter Deposits	3/1/2022	89233	Deposits	150.00		CR
110	000	0000	2140	Water Meter Deposits	3/1/2022	89234	Deposits	100.00		CR
110	000	0000	2140	Water Meter Deposits	3/1/2022	89236	Deposits	100.00		CR
110	000	0000	2140	Water Meter Deposits	3/1/2022	89237	Deposits	100.00		CR
110	000	0000	2140	Water Meter Deposits	3/1/2022	89238	Deposits	100.00		CR
110	000	0000	2140	Water Meter Deposits	3/1/2022	89242	Deposits	100.00		CR
110	000	0000	2140	Water Meter Deposits	3/1/2022	89243	Deposits	100.00		CR
110	000	0000	2140	Water Meter Deposits	3/1/2022	89244	Deposits	100.00		CR
110	000	0000	2140	Water Meter Deposits	3/1/2022	89245	Deposits	100.00		CR
110	000	0000	2140	Water Meter Deposits	3/1/2022	89246	Deposits	100.00		CR
110	000	0000	2140	Water Meter Deposits	3/1/2022	89247	Deposits	100.00		CR
110	000	0000	2140	Water Meter Deposits	3/1/2022	89248	Deposits	100.00		CR
110	000	0000	2140	Water Meter Deposits	3/1/2022	89249	Deposits	100.00		CR
110	000	0000	2140	Water Meter Deposits	3/1/2022	89250	Deposits	100.00		CR
110	000	0000	2140	Water Meter Deposits	3/1/2022	89251	Deposits	50.00		CR
110	000	0000	2140	Water Meter Deposits	3/1/2022	89252	Deposits	100.00		CR
110	000	0000	2140	Water Meter Deposits	3/1/2022	89257	Deposits		500.00	CR
110	000	0000	2140	Water Meter Deposits	3/2/2022	89263	Deposits		300.00	CR

110	000	0000	2140	Water Meter Deposits	3/3/2022	89271	Deposits		200.00	CR
110	000	0000	2140	Water Meter Deposits	3/7/2022	89275	Deposits	100.00		CR
110	000	0000	2140	Water Meter Deposits	3/7/2022	89276	Deposits	150.00		CR
110	000	0000	2140	Water Meter Deposits	3/7/2022	89277	Deposits	100.00		CR
110	000	0000	2140	Water Meter Deposits	3/7/2022	89278	Deposits	100.00		CR
110	000	0000	2140	Water Meter Deposits	3/7/2022	89279	Deposits	100.00		CR
110	000	0000	2140	Water Meter Deposits	3/4/2022	89280	Deposits		200.00	CR
110	000	0000	2140	Water Meter Deposits	3/7/2022	89282	Deposits	100.00		CR
110	000	0000	2140	Water Meter Deposits	3/7/2022	89284	Deposits	200.00		CR
110	000	0000	2140	Water Meter Deposits	3/7/2022	89286	Deposits	100.00		CR
110	000	0000	2140	Water Meter Deposits	3/7/2022	89287	Deposits	100.00		CR
110	000	0000	2140	Water Meter Deposits	3/7/2022	89288	Deposits	100.00		CR
110	000	0000	2140	Water Meter Deposits	3/7/2022	89292	Deposits		300.00	CR
110	000	0000	2140	Water Meter Deposits	3/8/2022	89296	Deposits	100.00		CR
110	000	0000	2140	Water Meter Deposits	3/8/2022	89297	Deposits	100.00		CR
110	000	0000	2140	Water Meter Deposits	3/8/2022	89298	Deposits	100.00		CR
110	000	0000	2140	Water Meter Deposits	3/8/2022	89299	Deposits	100.00		CR
110	000	0000	2140	Water Meter Deposits	3/8/2022	89306	Deposits		600.00	CR
110	000	0000	2140	Water Meter Deposits	3/10/2022	89309	Deposits	100.00		CR
110	000	0000	2140	Water Meter Deposits	3/9/2022	89310	Deposits		200.00	CR
110	000	0000	2140	Water Meter Deposits	3/10/2022	89311	Deposits	100.00		CR
110	000	0000	2140	Water Meter Deposits	3/10/2022	89312	Deposits	100.00		CR
110	000	0000	2140	Water Meter Deposits	3/10/2022	89314	Deposits	100.00		CR
110	000	0000	2140	Water Meter Deposits	3/10/2022	89315	Deposits	100.00		CR
110	000	0000	2140	Water Meter Deposits	3/10/2022	89316	Deposits	100.00		CR
110	000	0000	2140	Water Meter Deposits	3/10/2022	89319	Deposits		100.00	CR
110	000	0000	2140	Water Meter Deposits	3/11/2022	89322	Deposits		200.00	CR
110	000	0000	2140	Water Meter Deposits	3/15/2022	89330	Deposits		400.00	CR
110	000	0000	2140	Water Meter Deposits	3/16/2022	89334	Deposits		200.00	CR
110	000	0000	2140	Water Meter Deposits	3/17/2022	89336	Deposits	100.00		CR
110	000	0000	2140	Water Meter Deposits	3/17/2022	89337	Deposits	100.00		CR
110	000	0000	2140	Water Meter Deposits	3/17/2022	89339	Deposits	100.00		CR
110	000	0000	2140	Water Meter Deposits	3/17/2022	89340	Deposits		200.00	CR
110	000	0000	2140	Water Meter Deposits	3/18/2022	89347	Deposits		100.00	CR
110	000	0000	2140	Water Meter Deposits	3/21/2022	89349	Deposits	100.00		CR
110	000	0000	2140	Water Meter Deposits	3/21/2022	89351	Deposits	100.00		CR
110	000	0000	2140	Water Meter Deposits	3/21/2022	89353	Deposits		100.00	CR
110	000	0000	2140	Water Meter Deposits	3/22/2022	89357	Deposits		200.00	CR
110	000	0000	2140	Water Meter Deposits	3/23/2022	89359	Deposits	100.00		CR
110	000	0000	2140	Water Meter Deposits	3/23/2022	89360	Deposits	100.00		CR
110	000	0000	2140	Water Meter Deposits	3/23/2022	89361	Deposits	100.00		CR
110	000	0000	2140	Water Meter Deposits	3/23/2022	89362	Deposits	100.00		CR
110	000	0000	2140	Water Meter Deposits	3/23/2022	89367	Deposits		200.00	CR
110	000	0000	2140	Water Meter Deposits	3/24/2022	89371	Deposits		100.00	CR
110	000	0000	2140	Water Meter Deposits	3/25/2022	89384	Deposits		3,400.00	CR
110	000	0000	2140	Water Meter Deposits	3/29/2022	89392	Deposits	100.00		CR
110	000	0000	2140	Water Meter Deposits	3/29/2022	89393	Deposits	100.00		CR
110	000	0000	2140	Water Meter Deposits	3/28/2022	89394	Deposits		200.00	CR
110	000	0000	2140	Water Meter Deposits	3/29/2022	89399	Deposits	50.00		CR
110	000	0000	2140	Water Meter Deposits	3/29/2022	89400	Deposits	100.00		CR

110	000	0000	2140	Water Meter Deposits	3/29/2022	89403		Deposits		200.00	CR
110	000	0000	2140	Water Meter Deposits	3/31/2022	89410		Deposits	100.00		CR
110	000	0000	2140	Water Meter Deposits	3/30/2022	89411		Deposits		600.00	CR
110	000	0000	2140	Water Meter Deposits	3/31/2022	89417		Deposits		200.00	CR
110	000	0000	2140	Water Meter Deposits	3/31/2022	89438		Deposits	100.00		CR
110	500	1000	6154	Water Meters	3/11/2022	Q502642	CORE & MAIN LP	30-METER BODIES	1,468.80		API
110	525	1000	6153	Water Purchases	3/15/2022	4981	BRAZOS RIVER AUTHORITY	RAW WATER	48,405.05		API
110	500	1000	4201	Water Service	3/1/2022	89233		Sales-Revenue - Water		31.50	CR
110	500	1000	4201	Water Service	3/1/2022	89234		Sales-Revenue - Water		66.75	CR
110	500	1000	4201	Water Service	3/1/2022	89236		Sales-Revenue - Water		30.75	CR
110	500	1000	4201	Water Service	3/1/2022	89237		Sales-Revenue - Water		21.75	CR
110	500	1000	4201	Water Service	3/1/2022	89238		Sales-Revenue - Water		19.50	CR
110	500	1000	4201	Water Service	3/1/2022	89242		Sales-Revenue - Water		33.00	CR
110	500	1000	4201	Water Service	3/1/2022	89243		Sales-Revenue - Water		15.00	CR
110	500	1000	4201	Water Service	3/1/2022	89244		Sales-Revenue - Water		24.00	CR
110	500	1000	4201	Water Service	3/1/2022	89245		Sales-Revenue - Water		15.00	CR
110	500	1000	4201	Water Service	3/1/2022	89246		Sales-Revenue - Water		19.50	CR
110	500	1000	4201	Water Service	3/1/2022	89247		Sales-Revenue - Water		21.75	CR
110	500	1000	4201	Water Service	3/1/2022	89248		Sales-Revenue - Water		39.75	CR
110	500	1000	4201	Water Service	3/1/2022	89249		Sales-Revenue - Water		24.00	CR
110	500	1000	4201	Water Service	3/1/2022	89250		Sales-Revenue - Water		15.00	CR
110	500	1000	4201	Water Service	3/1/2022	89251		Sales-Revenue - Water		21.75	CR
110	500	1000	4201	Water Service	3/1/2022	89252		Sales-Revenue - Water		78.00	CR
110	500	1000	4201	Water Service	3/2/2022	89258		Sales-Revenue - Water		192,580.83	CR
110	500	1000	4201	Water Service	3/2/2022	89261		Sales-Revenue - Water		3,740.25	CR
110	500	1000	4201	Water Service	3/7/2022	89275		Sales-Revenue - Water		19.50	CR
110	500	1000	4201	Water Service	3/7/2022	89276		Sales-Revenue - Water		21.75	CR
110	500	1000	4201	Water Service	3/7/2022	89277		Sales-Revenue - Water		39.75	CR
110	500	1000	4201	Water Service	3/7/2022	89278		Sales-Revenue - Water		17.25	CR
110	500	1000	4201	Water Service	3/7/2022	89279		Sales-Revenue - Water		5.50	CR
110	500	1000	4201	Water Service	3/7/2022	89282		Sales-Revenue - Water		21.75	CR
110	500	1000	4201	Water Service	3/7/2022	89284		Sales-Revenue - Water		30.25	CR
110	500	1000	4201	Water Service	3/7/2022	89286		Sales-Revenue - Water		55.50	CR
110	500	1000	4201	Water Service	3/7/2022	89287		Sales-Revenue - Water		1.50	CR
110	500	1000	4201	Water Service	3/7/2022	89288		Sales-Revenue - Water		1.50	CR
110	500	1000	4201	Water Service	3/8/2022	89293		Sales-Revenue - Water		3.75	CR
110	500	1000	4201	Water Service	3/8/2022	89296		Sales-Revenue - Water		7.50	CR
110	500	1000	4201	Water Service	3/8/2022	89297		Sales-Revenue - Water		5.25	CR
110	500	1000	4201	Water Service	3/8/2022	89298		Sales-Revenue - Water		3.00	CR
110	500	1000	4201	Water Service	3/8/2022	89299		Sales-Revenue - Water		3.50	CR
110	500	1000	4201	Water Service	3/10/2022	89309		Sales-Revenue - Water		4.00	CR
110	500	1000	4201	Water Service	3/10/2022	89311		Sales-Revenue - Water		6.25	CR
110	500	1000	4201	Water Service	3/10/2022	89312		Sales-Revenue - Water		4.00	CR
110	500	1000	4201	Water Service	3/10/2022	89314		Sales-Revenue - Water		15.75	CR
110	500	1000	4201	Water Service	3/10/2022	89315		Sales-Revenue - Water		4.50	CR
110	500	1000	4201	Water Service	3/10/2022	89316		Sales-Revenue - Water		4.50	CR
110	500	1000	4201	Water Service	3/17/2022	89336		Sales-Revenue - Water		14.25	CR
110	500	1000	4201	Water Service	3/17/2022	89337		Sales-Revenue - Water		5.00	CR
110	500	1000	4201	Water Service	3/17/2022	89339		Sales-Revenue - Water		11.75	CR
110	500	1000	4201	Water Service	3/21/2022	89349		Sales-Revenue - Water		6.50	CR

110	500	1000	4201	Water Service	3/21/2022	89350		Sales-Revenue - Water		9.75	CR
110	500	1000	4201	Water Service	3/21/2022	89351		Sales-Revenue - Water		19.00	CR
110	500	1000	4201	Water Service	3/23/2022	89359		Sales-Revenue - Water		3.00	CR
110	500	1000	4201	Water Service	3/23/2022	89360		Sales-Revenue - Water		3.75	CR
110	500	1000	4201	Water Service	3/23/2022	89361		Sales-Revenue - Water		48.75	CR
110	500	1000	4201	Water Service	3/23/2022	89362		Sales-Revenue - Water		13.75	CR
110	500	1000	4201	Water Service	3/29/2022	89392		Sales-Revenue - Water		14.25	CR
110	500	1000	4201	Water Service	3/29/2022	89393		Sales-Revenue - Water		14.25	CR
110	500	1000	4201	Water Service	3/29/2022	89396		Sales-Revenue - Water		21.75	CR
110	500	1000	4201	Water Service	3/29/2022	89399		Sales-Revenue - Water		15.00	CR
110	500	1000	4201	Water Service	3/29/2022	89400		Sales-Revenue - Water		13.25	CR
110	500	1000	4201	Water Service	3/31/2022	89410		Sales-Revenue - Water		21.75	CR
110	500	1000	4201	Water Service	3/31/2022	89438		Sales-Revenue - Water		21.75	CR
110	500	1000	4201	Water Service	3/31/2022	1		Utility Accrual MARCH 2022		221,761.58	JV
110	500	1000	4201	Water Service	3/3/2022	2		Reverse - Utility Accrual FEBRUARY 2022	196,321.08		JV
110	500	1000	4245	Wholesale Water	3/31/2022	4	AQUA TEXAS, INC.	AQUA WHOLESALE WATER		9,290.40	CR
110	550	1000	6312	WW Capacity Charges	3/28/2022	1829474	CITY OF ROUND ROCK	CAPITAL & FLOW CHARGE	70,350.38		API
110	550	1000	4203	WW Service	3/1/2022	89233		Sales-Revenue-Sewer		14.40	CR
110	550	1000	4203	WW Service	3/1/2022	89234		Sales-Revenue-Sewer		17.34	CR
110	550	1000	4203	WW Service	3/1/2022	89236		Sales-Revenue-Sewer		20.85	CR
110	550	1000	4203	WW Service	3/1/2022	89237		Sales-Revenue-Sewer		11.94	CR
110	550	1000	4203	WW Service	3/1/2022	89238		Sales-Revenue-Sewer		24.90	CR
110	550	1000	4203	WW Service	3/1/2022	89242		Sales-Revenue-Sewer		24.90	CR
110	550	1000	4203	WW Service	3/1/2022	89243		Sales-Revenue-Sewer		24.90	CR
110	550	1000	4203	WW Service	3/1/2022	89244		Sales-Revenue-Sewer		15.45	CR
110	550	1000	4203	WW Service	3/1/2022	89245		Sales-Revenue-Sewer		24.90	CR
110	550	1000	4203	WW Service	3/1/2022	89246		Sales-Revenue-Sewer		24.90	CR
110	550	1000	4203	WW Service	3/1/2022	89247		Sales-Revenue-Sewer		24.90	CR
110	550	1000	4203	WW Service	3/1/2022	89248		Sales-Revenue-Sewer		24.90	CR
110	550	1000	4203	WW Service	3/1/2022	89249		Sales-Revenue-Sewer		19.50	CR
110	550	1000	4203	WW Service	3/1/2022	89250		Sales-Revenue-Sewer		24.90	CR
110	550	1000	4203	WW Service	3/1/2022	89251		Sales-Revenue-Sewer		14.10	CR
110	550	1000	4203	WW Service	3/1/2022	89252		Sales-Revenue-Sewer		14.64	CR
110	550	1000	4203	WW Service	3/2/2022	89258		Sales-Revenue-Sewer		150,635.52	CR
110	550	1000	4203	WW Service	3/2/2022	89261		Sales-Revenue-Sewer		91.29	CR
110	550	1000	4203	WW Service	3/3/2022	89265		Sales-Revenue-Sewer	885.60		CR
110	550	1000	4203	WW Service	3/2/2022	89267		Sales-Revenue-Sewer		969.60	CR
110	550	1000	4203	WW Service	3/7/2022	89275		Sales-Revenue-Sewer		8.70	CR
110	550	1000	4203	WW Service	3/7/2022	89276		Sales-Revenue-Sewer		24.90	CR
110	550	1000	4203	WW Service	3/7/2022	89277		Sales-Revenue-Sewer		31.65	CR
110	550	1000	4203	WW Service	3/7/2022	89278		Sales-Revenue-Sewer		24.90	CR
110	550	1000	4203	WW Service	3/7/2022	89279		Sales-Revenue-Sewer		1.21	CR
110	550	1000	4203	WW Service	3/7/2022	89282		Sales-Revenue-Sewer		41.10	CR
110	550	1000	4203	WW Service	3/7/2022	89284		Sales-Revenue-Sewer		1.66	CR
110	550	1000	4203	WW Service	3/7/2022	89286		Sales-Revenue-Sewer		12.75	CR
110	550	1000	4203	WW Service	3/7/2022	89287		Sales-Revenue-Sewer		2.49	CR
110	550	1000	4203	WW Service	3/7/2022	89288		Sales-Revenue-Sewer		2.49	CR
110	550	1000	4203	WW Service	3/8/2022	89293		Sales-Revenue-Sewer		1.87	CR
110	550	1000	4203	WW Service	3/8/2022	89296		Sales-Revenue-Sewer		4.98	CR
110	550	1000	4203	WW Service	3/8/2022	89297		Sales-Revenue-Sewer		3.74	CR

110	550	1000	4203	WW Service	3/8/2022	89298	Sales-Revenue-Sewer		2.01	CR
110	550	1000	4203	WW Service	3/8/2022	89299	Sales-Revenue-Sewer		5.81	CR
110	550	1000	4203	WW Service	3/10/2022	89309	Sales-Revenue-Sewer		5.70	CR
110	550	1000	4203	WW Service	3/10/2022	89311	Sales-Revenue-Sewer		6.64	CR
110	550	1000	4203	WW Service	3/10/2022	89312	Sales-Revenue-Sewer		8.94	CR
110	550	1000	4203	WW Service	3/10/2022	89314	Sales-Revenue-Sewer		12.74	CR
110	550	1000	4203	WW Service	3/10/2022	89315	Sales-Revenue-Sewer		7.47	CR
110	550	1000	4203	WW Service	3/10/2022	89316	Sales-Revenue-Sewer		7.47	CR
110	550	1000	4203	WW Service	3/17/2022	89336	Sales-Revenue-Sewer		12.45	CR
110	550	1000	4203	WW Service	3/17/2022	89337	Sales-Revenue-Sewer		8.30	CR
110	550	1000	4203	WW Service	3/17/2022	89339	Sales-Revenue-Sewer		5.33	CR
110	550	1000	4203	WW Service	3/21/2022	89349	Sales-Revenue-Sewer		8.68	CR
110	550	1000	4203	WW Service	3/21/2022	89350	Sales-Revenue-Sewer		8.40	CR
110	550	1000	4203	WW Service	3/21/2022	89351	Sales-Revenue-Sewer		18.76	CR
110	550	1000	4203	WW Service	3/23/2022	89359	Sales-Revenue-Sewer		4.98	CR
110	550	1000	4203	WW Service	3/23/2022	89360	Sales-Revenue-Sewer		2.49	CR
110	550	1000	4203	WW Service	3/23/2022	89361	Sales-Revenue-Sewer		22.16	CR
110	550	1000	4203	WW Service	3/23/2022	89362	Sales-Revenue-Sewer		11.62	CR
110	550	1000	4203	WW Service	3/29/2022	89392	Sales-Revenue-Sewer		19.92	CR
110	550	1000	4203	WW Service	3/29/2022	89393	Sales-Revenue-Sewer		19.92	CR
110	550	1000	4203	WW Service	3/29/2022	89396	Sales-Revenue-Sewer		10.05	CR
110	550	1000	4203	WW Service	3/29/2022	89399	Sales-Revenue-Sewer		26.79	CR
110	550	1000	4203	WW Service	3/29/2022	89400	Sales-Revenue-Sewer		18.26	CR
110	550	1000	4203	WW Service	3/31/2022	89410	Sales-Revenue-Sewer		24.09	CR
110	550	1000	4203	WW Service	3/31/2022	89438	Sales-Revenue-Sewer		24.90	CR
110	550	1000	4203	WW Service	3/31/2022	1	Utility Accrual MARCH 2022		164,943.90	JV
110	550	1000	4203	WW Service	3/3/2022	2	Reverse - Utility Accrual FEBRUARY 2022	150,726.81		JV
							Transaction Total	7,518,232.38	7,518,232.38	
pening/Current Balance								-	-	
t Transaction Totals								7,518,232.38	7,518,232.38	
rt Current Balances								7,518,232.38	7,518,232.38	
eport Difference								-		

Board Contingency

FY 2022 BOARD CONTINGENCY FUNDS

As of 03/31/2022

Meeting Date	Item #	Project/Item Description	Status	Project/Item Budget Amount	Project/Item Estimated Cost	Contingency Amount Approved Not to Exceed	Contingency Amount	Actual YTD	Budget Approved By Resolution	Budget Amendment Date
08/26/21		**FY2022 Beginning Budget Balance**	Approved			**420,876**	**420,876**		**420,876**	08/01/21
11/10/21	8.3	**Winterization:** External Connection Box at Intake Facility to allow for connection of an external generator.	Approved	0	35,000	(35,000)	0	0		
04/14/22	16.2	Remove Item: Funded by Operating Budget	Approved		(35,000)	**35,000**	0			
10/28/21	10.5	Community Center Kitchen - Cooking Supplies	Approved	0	2,055	(2,055)	(2,055)	975		
12/09/21	17.7	F150 4x4 for Security	Approved	0	34,000	(34,000)	(34,000)	0		
12/09/21	17.7	F150 4x4 for Public Works	Approved	0	34,000	(34,000)	(34,000)	0		
12/09/21	8.3	**Winterization:** Generator Rental for January and February	Approved	0	18,000	(18,000)	(12,398)	11,453		
12/09/21	15.4	**WILCO Great Oaks Bridge:** MRB Construction Observation Services	Approved		67,100	(67,100)	(67,100)	6,882		
12/09/21	6.4	**Developer Activity:** MRB Line Crossing Standards	Approved	0	4,200	(4,200)	(4,200)	3,570		
01/13/22	21.1	TML Insurance Annual Coverage - Sewer Backup, Public Employee Crime and Cybersecurity	Approved	0	23,096	(23,096)	(23,096)	22,624		
01/13/22	14.2	MRB to develop and submit a trail grant application to the Texas Parks and Wildlife Department.	Approved		7,500	(7,500)	(7,500)	5,400		
01/27/21	9.4	Cat Hollow Pool Replaster Project to be combined with re-decking into one FY2023 project.	Approved	45,000	0	**45,000**	**45,000**	0		
02/24/22	10.1	**WCCHD:** Pool Inspection Repairs	Approved	0	8,000	(8,000)	(8,000)	0		
03/24/22	16.2	**Unanticipated Repair:** Mold Damage - Board and Game Room	Approved	0	13,800	(13,800)	(13,800)	11,373		
04/14/22	16.2	**Unanticipated Repair:** BCWF Gate Repair	Approved	0	6,100	(6,100)	(6,100)	6,092		
					Remaining Balance	**248,025**	**253,627**	**68,369**		

% Spent	**40%**
% Available	**60%**

Director Fee Report

Brushy Creek Municipal Utilty District
Director Payments
FY2022
As of 03/31/22

Payment Date	Oct-21	Nov-21	Dec-21	Jan-22	Feb-22	Mar-22	Apr-22	May-22	Jun-22	Jul-22	Aug-22	Sep-22	Total
Donna B. Parker	-	600		600	1,350	450							3,000
Kenneth L. Reifschlager	-	900	750		450	600							2,700
Kim J. Filiatrault	-	900		600	600	600							2,700
Michael G. Tucker	-	450	600		600	600							2,250
Rebecca Tullos	-	1,050	1,050		1,500	1,050							4,650
Total Payments	**-**	**3,900**	**2,400**	**1,200**	**4,500**	**3,300**	**-**	**-**	**-**	**-**	**-**	**-**	**15,300**

Budget 36,000

***The annual limit for payment is $7,200 per Director.**

Service Date	Oct-21	Nov-21	Dec-21	Jan-22	Feb-22	Mar-22	Apr-22	May-22	Jun-22	Jul-22	Aug-22	Sep-22	Total
Donna B. Parker	600	600	450	900	450								3,000
Kenneth L. Reifschlager	900	750	150	300	600	300							3,000
Kim J. Filiatrault	900	600	300	300	600	450							3,150
Michael G. Tucker	450	600	300	300	600	450							2,700
Rebecca Tullos	1,050	1,050	600	900	1,050	1,050							5,700
Total Payments	**3,900**	**3,600**	**1,800**	**2,700**	**3,300**	**2,250**	**-**	**-**	**-**	**-**	**-**	**-**	**17,550**

Balance Sheet

Brushy Creek Municipal Utility District
Balance Sheet
March 31, 2022

	General Fund	Debt Service Fund	Capital Projects Fund	District Total
Assets				
Cash	889,343	-	-	889,343
Investments	27,225,092	8,035,318	3,267,119	38,527,529
Receivables - Service	500,932	-	-	500,932
Receivables - Taxes	42,850	31,193	-	74,043
Receivables - Other	184,480	-	-	184,480
Prepaids	3,414	-	-	3,414
Interfund Receivables (Payables)	2,222,659	(11,291)	(65,201)	2,146,167
Restricted Investments - Customer Deposits	660,870	-	-	660,870
Capital Assets	-	-	117,069,399	117,069,399
Accumulated Depreciation	-	-	(66,266,227)	(66,266,227)
Total Assets	**31,729,640**	**8,055,219**	**54,005,089**	**93,789,948**
Liabilities				
Accounts Payable	(1,362,491)	-	-	(1,362,491)
Accrued Liabilities	(215,048)	-	-	(215,048)
Customer Deposits	(684,893)	-	-	(684,893)
Due to Agency Funds	35,099	(1,790,672)	(390,595)	(2,146,167)
Deferred Revenue	(61,727)	(31,193)	-	(92,919)
Accrued Vacation	-	(89,250)	-	(89,250)
Bonds and Notes Payable	-	89,181	-	89,181
GFA Investment	-	-	(50,998,184)	(50,998,184)
Total Liabilities	**(2,289,060)**	**(1,821,934)**	**(51,388,779)**	**(55,499,772)**
Fund Balance				
Nonspendable - Prepaid Items	(3,414)	-	-	(3,414)
Restricted for:				
Restricted - Bond Reserve	(575,000)	-	-	(575,000)
Restricted for Debt Service	-	(1,441,242)	-	(1,441,242)
Restricted for Debt Service Defined Area	-	(1,500,272)	-	(1,500,272)
Restricted for Parks Capital Fees	(888,296)	-	-	(888,296)
Restricted for Capital Projects	-	-	(3,152,996)	(3,152,996)
Committed for:				
Repair and Replacement of Capital Assets	(8,114,900)	-	-	(8,114,900)
Assigned:				
Assigned Fund Balance Reserves	(1,932,451)			(1,932,451)
Unassigned:				
Unassigned - Operating Reserve	(7,550,911)	-	-	(7,550,911)
Unassigned - Revenue Protection Reserve	(3,477,602)	-	-	(3,477,602)
Unassigned - Allocated	(286,577)			(286,577)
Unassigned - Unallocated	(943,866)			(943,866)
Unassigned - Remaining	(15,707)	-	-	(15,707)
Change in Fund Balance	(5,651,856)	(3,291,771)	536,687	(8,406,941)
Total Fund Balances	**(29,440,581)**	**(6,233,286)**	**(2,616,309)**	**(38,290,176)**
Total Liabilities and Fund Balances	**(31,729,640)**	**(8,055,219)**	**(54,005,089)**	**(93,789,948)**

Brushy Creek Municipal Utility District

General Fund

Balance Sheet

March 31, 2022

Assets	**Cash**		
	1010	Cash - Operating	849,663
	1011	Cash - PECU	26,196
	1012	Cash - Petty Cash	1,500
	1014	Cash - Benefits Account	10,595
	1050	Cash - Payroll	1,389
			889,343
	Investments		
	1107	Logic Parks	849,502
	1115	Logic General Fund	12,700,500
	1140	TexPool - Operating	83,087
	1145	Texpool Parks	38,794
	1123	Security - Tidehaven TX ISD	1,556,334
	1150	Security - FFCB Call Note	2,500,000
	1128	Security - FHLB Call Note	2,000,000
	1131	Security - FAMCA Call Note	2,500,000
	1135	Security - FHLB Call Note	2,500,000
	1139	Security - FFCB Call Note	2,496,875
			27,225,092
	Receivables - Service		
	1250	Utility Receivable	102,145
	1252	Unbilled Utility Receivable	521,962
	1259	Allowance for Uncollectable Utility Receivable	(123,175)
			500,932
	Receivables - Taxes		
	1235	Delinquent Tax Receivable	42,850
			42,850
	Receivables - Other		
	1211	Background Check Receivable	448
	1222	Rec Trac Accounts Receivable	114,740
	1355	Deposits	568
	1201	Misc Receivables	41,719
	1260	Cobra Receivable	3,136
	1270	Accrued Interest Receivable	23,869
			184,480

Brushy Creek Municipal Utility District

General Fund

Balance Sheet

March 31, 2022

Prepaids		
1240	Pre paids	3,414
		3,414
Interfund Receivables (Payables)		
1850	Due From Tax Receipts	57,839
1853	Due From CRF	3,900
1854	Due From Investments	-
1855	Due From DS - Agent Fees / Appraisal Fees	328,021
1857	Due From - Bond Costs	34,537
1858	Due From Capital Projects	1,789
1860	Due From Bond Proceeds (ZM)	558,031
1867	Due From WILCO Tax	1,199,068
1869	Due From Investments II	39,476
		2,222,659
Restricted Investments - Customer Deposits		
1105	Logic Investments - Deposits	660,870
		660,870
Total Assets		**31,729,640**

Brushy Creek Municipal Utility District

General Fund

Balance Sheet

March 31, 2022

Liabilities

Accounts Payable

2100	Other Accounts Payable	(943,502)
2102	Refund Clearing Account	(1,429)
2103	Deferred Revenue	(392,235)
2104	Unclaimed Property	(2,514)
2105	Accounts Payables - Vendors	(14,127)
2108	Recreation Gift Certificates	(450)
2122	Other Taxes Payable	(8,234)
		(1,362,491)

Accrued Liabilities

2110	Payroll Taxes Payable	(32,384)
2120	Sales Tax Payable	(17,197)
2128	Health Savings Account (HSA)	(378)
2129	Flex Acct Payable	(4,613)
2130	Payroll Garnishment	(626)
2131	Disability Insurance Payable	1,104
2132	Pension / Retirement Payable	(60,952)
2133	Vision Insurance Liability	(1,071)
2134	Health Insurance Payable	25,693
2135	Dental Insurance Payable	(4,662)
2137	Life Insurance	(314)
2138	Other Benefits Payable	(786)
2139	457 Plan Payable	(4,041)
2205	Payroll Accrued	(113,262)
2160	Public Works - Surplus Reserves	(1,557)
		(215,048)

Customer Deposits

2140	Water Meter Deposits Payable	(669,033)
2143	Rec Trac Rental Deposits	(10,400)
2146	Rent house deposit	(3,600)
2155	Donor Recreation Scholarships	(1,860)
		(684,893)

Brushy Creek Municipal Utility District

General Fund

Balance Sheet

March 31, 2022

Due to Agency Funds		
2750	Due To Tax Receipts	(3,031)
2753	Due To CRF	25,896
2754	Due to Investments	(2,688)
2755	Due To Oper - Agent Fees/ Appraisal Fees	14,923
		35,099
Deferred Revenue		
2170	Rec Trac Credit Balance Control	(18,876)
2300	Deferred Income	(42,850)
		(61,727)
Total Liabilities		**(2,289,060)**
Fund Balance		
	Nonspendable - Prepaid Items	(3,414)
	Restricted for:	-
	Restricted - Bond Reserve	(575,000)
	Restricted for Debt Service	-
	Restricted for Debt Service Defined Area	-
	Restricted for Parks Capital Fees	(888,296)
	Restricted for Capital Projects	-
	Committed for:	-
	Repair and Replacement of Capital Assets	(8,114,900)
	Assigned:	-
	Assigned Fund Balance Reserves	(1,932,451)
	Unassigned:	-
	Unassigned - Operating Reserve	(7,550,911)
	Unassigned - Revenue Protection Reserve	(3,477,602)
	Unassigned - Allocated	(286,577)
	Unassigned - Unallocated	(943,866)
	Unassigned - Remaining	(15,707)
		-
	Change in Fund Balance	(5,651,856)
Total Fund Balances		**(29,440,581)**
Total Liabilities and Fund Balances		**(31,729,640)**

Brushy Creek Municipal Utility District

Debt Service Fund

Balance Sheet

March 31, 2022

Assets	**Investments**		
	1106	Logic Fund - I&S	6,244,631
	1109	Logic Investment Clearing	52,853
	1113	LOGIC DA IS Tax	1,500,272
	1141	Texpool Interest & Sinking	237,562
			8,035,318
	Receivables - Taxes		
	1235	Delinquent Tax Receivable	31,193
			31,193
	Prepaids		
	1240	Pre paids	-
			-
	Interfund Receivables (Payables)		
	1850	Due From Tax Receipts	21,892
	1853	Due From CRF	(20,948)
	1854	Due From Investments	2,688
	1855	Due From DS - Agent Fees / Appraisal Fees	(14,923)
			(11,291)
Total Assets			**8,055,219**
Liabilities			
	Due to Agency Funds		
	2750	Due To Tax Receipts	(55,970)
	2753	Due To CRF	(5,474)
	2754	Due to Investments	-
	2755	Due To Oper - Agent Fees/ Appraisal Fees	(328,021)
	2757	Due To - Bond Costs	(162,164)
	2758	Due To Capital Projects	(500)
	2767	Due To WILCO Tax	(1,199,068)
	2769	Due To Investments II	(39,476)
			(1,790,672)

Brushy Creek Municipal Utility District

Debt Service Fund

Balance Sheet

March 31, 2022

Deferred Revenue		
2300	Deferred Income	(31,193)
		(31,193)
Accrued Vacation		
2210	Vacation Accrued	(89,250)
		(89,250)
Bonds and Notes Payable		
2305	Accrued Interest Payable	(69)
2400	Bonds Payable Tax Supported	30,150,000
2401	Debt Payable - Non Tax Supported	4,604,250
2411	Bonds Payable 2016 CC Revenue	(4,515,000)
2413	Bonds Payable 2015 Refunding DA	(2,905,000)
2414	Bonds Payable 2015 Series DA	(2,940,000)
2420	Bonds Payable 2013 Series DA	(110,000)
2421	Bonds Payable 2019 Refunding	(5,070,000)
2422	Bonds Payable 2020 Refunding	(7,990,000)
2423	Bonds Payable 2020 Refunding DA	(1,780,000)
2426	Series 2020A Refunding	(5,600,000)
2424	Bonds Payable Series 2020	(1,905,000)
2427	Bonds Payable 2021 Refunding DA	(1,850,000)
		89,181
Total Liabilities		**(1,821,934)**
Fund Balance		
	Restricted for:	
	Restricted - Bond Reserve	
	Restricted for Debt Service	(1,441,242)
	Restricted for Debt Service Defined Area	(1,500,272)
	Unassigned:	-
	Change in Fund Balance	(3,291,771)
	Total Fund Balances	**(6,233,286)**
Total Liabilities and Fund Balances		**(8,055,219)**

Brushy Creek Municipal Utility District

Capital Projects Fund

Balance Sheet

March 31, 2022

Assets		
	Investments	
1116	Logic Regional WW CRF	1,535,573
1117	LOGIC Bond Projects Fund	854,104
1142	Texpool - Water Dev CRF	877,442
		3,267,119
	Prepaids	
1240	Pre paids	-
		-
	Interfund Receivables (Payables)	
1850	Due From Tax Receipts	(20,730)
1853	Due From CRF	(44,971)
1858	Due From Capital Projects	500
		(65,201)
	Capital Assets	
1505	Land	2,676,333
1510	Land Easement ROW	883,890
1520	Buildings	14,383,787
1530	Water System	60,824,864
1540	Wastewater System	12,315,705
1550	Drainage System	11,814,747
1560	Machinery and Equipment	1,935,798
1565	Vehicles	691,896
1566	Furniture and Fixtures	378,007
1570	Recreation Facilities	9,803,198
1599	Capital Improvement Project	1,361,174
1910	Accumulated Dep - Easements	(883,890)
1920	Accumulated Dep - Building	(3,126,341)
1930	Accumulated Dep - Water	(37,427,152)
1940	Accumulated Dep - WasteWater	(9,044,384)
1950	Accumulated Dep - Drainage	(8,818,893)
1960	Accumulated Dep-Machinery & Equipment	(1,300,802)
1965	Accumulated dep - Vehicles	(514,828)
1966	Accumulated Dep - Furniture	(218,486)
1970	Accumulated Dep - Rec Facilities	(4,931,451)
		50,803,171
Total Assets		**54,005,089**

Brushy Creek Municipal Utility District

Capital Projects Fund

Balance Sheet

March 31, 2022

Liabilities			
	Due to Agency Funds		
	2753 Due To CRF		41,598
	2757 Due To - Bond Costs		127,627
	2758 Due To Capital Projects		(1,789)
	2760 Due To Bond Proceeds (ZM)		(558,031)
			(390,595)
	Bonds and Notes Payable		
	1990 GFA Investment		(50,998,184)
			(50,998,184)
Total Liabilities			**(51,388,779)**
Fund Balance			
	Restricted for:		
		Restricted for Capital Projects	(3,152,996)
	Unassigned:		
		Change in Fund Balance	536,687
	Total Fund Balances		**(2,616,309)**
Total Liabilities and Fund Balances			**(54,005,089)**

Recreational Program Refunds and Credits

Brushy Creek Municipal Utility District

Recreational Program Refunds

03/01/2022 - 03/31/2022

Refund Date	Receipt #	Module	ModuleLink	Description	Amount	Via
03/03/22	384753	FR	PAV_PRPK_PRPAV	Pepper Rock Pav on 02/19/2022 at 3:30pm to 6:30pm at Pepper Ro	100.00	Visa
03/03/22	384756	FR	PAV_PRPK_PRPAV	Pepper Rock Pav on 02/19/2022 at 1:00pm to 3:00pm at Pepper Ro	100.00	Visa
03/03/22	384759	FR	PAV_BCCC_GARPV	Garden Pavilion on 02/19/2022 at 12:00pm to 4:00pm at Brushy Cr	100.00	Visa
03/03/22	384761	FR	ROOMS_BCCC_OAK	Oak Room on 02/19/2022 at 3:30pm to 6:30pm at Brushy Creek Co	200.00	AMEX
03/03/22	384765	FR	PAV_BCCC_GARPV	Garden Pavilion on 02/20/2022 at 11:30am to 4:30pm at Brushy Cr	100.00	Discover
03/03/22	384767	FR	PAV_PRPK_PRPAV	Pepper Rock Pav on 02/20/2022 at 12:00pm to 3:00pm at Pepper R	100.00	AMEX
03/03/22	384768	FR	ROOMS_BCCC_ELM	Elm Room on 02/20/2022 at 4:00pm to 6:00pm at Brushy Creek Co	200.00	Mastercard
03/03/22	384770	FR	PAV_CHPK_CHPV2	CH FIELD Pav on 11/13/2022 at 10:00am to 10:00pm at Cat Hollow F	150.00	Mastercard
03/03/22	384771	FR	ROOMS_BCCC_ELM	Elm Room on 02/19/2022 at 6:00pm to 10:00pm at Brushy Creek Co	200.00	Visa
03/03/22	384773	FR	PAV_BCCC_GARPV	Garden Pavilion on 06/04/2022 at 8:00pm to 11:59pm at Brushy Cr	195.00	Visa
03/03/22	384780	AR	120401_04	Camp Foxtail: WK 4 - JUNE 20-24 (120401-04)	110.00	Visa
03/03/22	384784	AR	221005_02	Tennis TH 3/3 Beginner (221005-02)	167.00	Visa
03/03/22	384817	AR	121356_01	Spring Youth Soccer Refunds (121356-01)	80.00	Visa
03/03/22	384827	PM	DMRQTFM2	Dist Res Qt FM2 (6221)	5.00	Visa
03/03/22	384827	PM	DMRQTFAM	Dist Res Qt Fam (6220)	80.31	Visa
03/03/22	384833	PM	BCNQTFAM	BC NR Qt Family (38463)	45.23	Visa
03/11/22	389243	FR	ROOMS_BCCC_OAK	Oak Room on 02/26/2022 at 12:30pm to 3:30pm at Brushy Creek C	200.00	Mastercard
03/11/22	389247	FR	PAV_CHPK_CHPV2	CH FIELD Pav on 02/26/2022 at 2:00pm to 5:00pm at Cat Hollow Pa	100.00	Mastercard
03/11/22	389251	FR	PAV_PRPK_PRPAV	Pepper Rock Pav on 02/27/2022 at 9:30am to 12:30pm at Pepper R	100.00	Visa
03/11/22	389252	FR	ROOMS_BCCC_OAK	Oak Room on 02/26/2022 at 6:00pm to 10:00pm at Brushy Creek C	200.00	Visa
03/11/22	389253	FR	PAV_PRPK_PRPAV	Pepper Rock Pav on 02/27/2022 at 1:00pm to 5:00pm at Pepper Ro	100.00	Visa
03/11/22	389254	FR	ROOMS_BCCC_MAPLE	Maple Room on 08/10/2021 at 7:00pm to 9:00pm at Brushy Creek	200.00	AMEX
03/11/22	389433	FR	PAV_BCCC_GARPV	Garden Pavillion on 04/09/2022 at 12:00pm to 9:00pm at Brushy Cr	175.00	Visa
03/11/22	389433	FR	PAV_BCCC_GARPV	Garden Pavillion on 04/09/2022 at 12:00pm to 9:00pm at Brushy Cr	100.00	Visa
03/11/22	389433	FR	PAV_BCCC_GARPV	Garden Pavillion on 04/09/2022 at 12:00pm to 9:00pm at Brushy Cr	237.50	Visa
03/11/22	389445	AR	211701_01	Little Hitters (211701-01)	50.00	Mastercard
03/11/22	389445	AR	211701_01	Little Hitters (211701-01)	50.00	Mastercard
03/11/22	389447	AR	121356_01	Spring Youth Soccer Refunds (121356-01)	75.00	Visa
03/18/22	393315	FR	PAV_PRPK_PRPAV	Pepper Rock Pav on 03/04/2022 at 4:30pm to 6:30pm at Pepper Ro	100.00	Visa
03/18/22	393316	FR	ROOMS_BCCC_ELM	Elm Room on 03/05/2022 at 9:30am to 11:30am at Brushy Creek Co	200.00	Visa
03/18/22	393317	FR	ROOMS_BCCC_MAPLE	Maple Room on 03/05/2022 at 9:30am to 1:30pm at Brushy Creek	200.00	Visa
03/18/22	393320	FR	PAV_CHPK_CHPV2	CH FIELD Pav on 03/05/2022 at 12:30pm to 2:30pm at Cat Hollow P	100.00	Visa
03/18/22	393324	FR	PAV_BCCC_GARPV	Garden Pavilion on 03/05/2022 at 10:00am to 3:00pm at Brushy Cr	10.00	Discover

Refund Date	Receipt #	Module	ModuleLink	Description	Amount	Via
03/18/22	393326	FR	ROOMS_BCCC_ELM	Elm Room on 03/05/2022 at 2:00pm to 6:00pm at Brushy Creek Co	200.00	Discover
03/18/22	393328	FR	ROOMS_BCCC_OAK	Oak Room on 03/05/2022 at 4:00pm to 10:00pm at Brushy Creek C	200.00	AMEX
03/18/22	393329	FR	ROOMS_BCCC_MAPLE	Maple Room on 03/05/2022 at 6:00pm to 10:00pm at Brushy Creek	200.00	Visa
03/18/22	393330	FR	PAV_PRPK_PRPAV	Pepper Rock Pav on 03/05/2022 at 2:00pm to 6:00pm at Pepper Ro	100.00	Visa
03/18/22	393332	FR	PAV_SSPK_SSPAV	Sendero Springs Pav on 03/05/2022 at 1:30pm to 4:30pm at Sende	100.00	Visa
03/18/22	393333	FR	PAV_CHPK_CHPAV	CH PLAYGRD Pav on 03/05/2022 at 1:00pm to 5:00pm at Cat Hollo	100.00	Mastercard
03/18/22	393335	FR	PAV_BCCC_GARPV	Garden Pavilion on 03/06/2022 at 12:00pm to 6:00pm at Brushy Cr	100.00	Mastercard
03/18/22	393337	FR	ROOMS_BCCC_ELM	Elm Room on 03/06/2022 at 2:30pm to 6:00pm at Brushy Creek Co	250.00	Visa
03/18/22	393350	FR	PAV_CHPK_CHPV2	CH FIELD Pav on 03/06/2022 at 2:00pm to 4:00pm at Cat Hollow Pa	100.00	Visa
03/18/22	393352	FR	PAV_SSPK_SSPAV	Sendero Springs Pav on 03/06/2022 at 12:00pm to 4:00pm at Sende	100.00	Visa
03/18/22	393354	FR	PAV_PRPK_PRPAV	Pepper Rock Pav on 03/06/2022 at 11:00am to 2:30pm at Pepper R	100.00	Visa
03/18/22	393358	FR	PAV_CHPK_CHPAV	CH PLAYGRD Pav on 03/06/2022 at 2:30pm to 5:30pm at Cat Hollo	82.50	Visa
03/18/22	393402	FR	PAV_PRPK_PRPAV	Pepper Rock Pav on 03/06/2022 at 3:00pm to 5:00pm at Pepper Ro	100.00	Visa
03/18/22	393417	AR	271402_01	Mother Son Dance- 5:00-7:00pm (271402-01)	15.00	Visa
03/18/22	393417	AR	271402_01	Mother Son Dance- 5:00-7:00pm (271402-01)	11.00	Visa
03/18/22	393420	AR	271402_01	Mother Son Dance- 5:00-7:00pm (271402-01)	25.00	AMEX
03/18/22	393420	AR	271402_01	Mother Son Dance- 5:00-7:00pm (271402-01)	21.00	AMEX
03/18/22	393421	AR	271402_03	Mother Son Dance- Additional Son 5pm (271402-03)	4.00	Visa
03/18/22	393421	AR	271402_01	Mother Son Dance- 5:00-7:00pm (271402-01)	21.00	Visa
03/18/22	393424	AR	271402_01	Mother Son Dance- 5:00-7:00pm (271402-01)	15.00	Visa
03/18/22	393429	AR	271402_01	Mother Son Dance- 5:00-7:00pm (271402-01)	10.00	Visa
03/18/22	393433	AR	271402_01	Mother Son Dance- 5:00-7:00pm (271402-01)	15.00	Visa
03/18/22	393436	AR	271402_02	Mother Son Dance-7:30-9:30pm (271402-02)	25.00	Visa
03/18/22	393439	AR	170608_04	Fencing Spring Break (170608-04)	165.00	Visa
03/18/22	393441	AR	170608_04	Fencing Spring Break (170608-04)	165.00	AMEX
03/18/22	393441	AR	170608_04	Fencing Spring Break (170608-04)	165.00	AMEX
03/18/22	393444	AR	170608_04	Fencing Spring Break (170608-04)	150.00	Visa
03/18/22	393446	AR	170608_04	Fencing Spring Break (170608-04)	165.00	Visa
03/18/22	393449	AR	170608_04	Fencing Spring Break (170608-04)	155.00	Visa
03/18/22	393452	AR	121754_01	Spring Youth T-Ball Refunds (121754-01)	90.00	Visa
03/18/22	393459	AR	131856_01	Spring Youth Volleyball Refunds (131856-01)	95.00	Visa
03/18/22	393463	FR	POOL_HHPK_HHPOL	Highland Horz Pool on 03/12/2022 at 4:00pm to 6:00pm at Highlar	125.00	Visa
03/18/22	393471	AR	270604_02	Fencing Class March T/TH (270604-02)	123.75	Visa
03/18/22	393473	AR	220401_06	Parents Night Out- March (220401-06)	15.00	Visa
03/18/22	393476	AR	220401_06	Parents Night Out- March (220401-06)	15.00	Visa
03/18/22	393479	AR	120404_02	Parents Night Out - May (120404-02)	15.00	Visa
03/18/22	393484	AR	120851_03	Cameron-Sp22 FF (120851-03)	90.00	Mastercard
03/18/22	393484	AR	120851_03	Cameron-Sp22 FF (120851-03)	90.00	Mastercard
03/18/22	393485	AR	120401_08	Camp Foxtail: WK 8 - JULY 18-22 (120401-08)	135.00	AMEX

Refund Date	Receipt #	Module	ModuleLink	Description	Amount	Via
03/18/22	393485	AR	120401_08	Camp Foxtail: WK 8 - JULY 18-22 (120401-08)	110.00	AMEX
03/18/22	393485	AR	120401_09	Camp Foxtail: WK 9 - JULY 25-29 (120401-09)	135.00	AMEX
03/18/22	393485	AR	120401_10	Camp Foxtail: WK 10- AUGUST 1-5 (120401-10)	110.00	AMEX
03/18/22	393485	AR	120401_10	Camp Foxtail: WK 10- AUGUST 1-5 (120401-10)	135.00	AMEX
03/18/22	393485	AR	120401_09	Camp Foxtail: WK 9 - JULY 25-29 (120401-09)	110.00	AMEX
03/18/22	393488	AR	221004_02	Tennis Monday 3/7 Advanced Beginner (221004-02)	159.00	Visa
03/18/22	393490	AR	221005_01	Tennis TH 3/3 Little Ones (221005-01)	133.00	Visa
03/18/22	393494	PM	BCNQTIND	BC NR Quart Ind (40159)	52.19	Mastercard
03/18/22	393497	AR	351201_20	Color Run 5k Family (351201-20)	35.00	Visa
03/18/22	393499	AR	221004_01	Tennis Monday 3/7 True Beginner (221004-01)	144.00	Discover
03/18/22	393501	AR	171403_03	Community Campout (171403-03)	20.00	Visa
03/18/22	393502	AR	210301_10	Kinder Dance- Ballet- MAR- S (210301-10)	50.00	Visa
03/18/22	393503	AR	121356_01	Spring Youth Soccer Refunds (121356-01)	80.00	Visa
03/18/22	393506	PM	BCNQTIND	BC NR Quart Ind (36128)	70.16	Visa
03/18/22	393508	AR	270604_02	Fencing Class March T/TH (270604-02)	165.00	Visa
03/18/22	393509	FR	PAV_SSPK_SSPAV	Sendero Springs Pav on 03/26/2022 at 12:00pm to 4:00pm at Sende	50.00	Visa
03/18/22	393513	PM	BCRANFAM	BC Res Ann Fam (32875)	101.26	Visa
03/18/22	393514	PM	DMRANFAM	Dist Res An Fam (50610)	112.00	Visa
03/18/22	393518	AR	221005_03	Tennis TH 3/3 Advanced Beginner (221005-03)	177.00	Visa
03/18/22	393519	AR	120401_09	Camp Foxtail: WK 9 - JULY 25-29 (120401-09)	110.00	Visa
03/18/22	393521	AR	120401_08	Camp Foxtail: WK 8 - JULY 18-22 (120401-08)	110.00	Visa
03/18/22	393523	AR	270604_01	Fencing Class March M/W (270604-01)	165.00	Visa
03/24/22	396268	PM	SENIOR	Senior (49360)	5.00	Cash
03/24/22	396279	PM	TNNANFAM	Ten NR Ann Fam (50907)	15.00	Visa
03/24/22	396281	PM	BCNANFAM	BC NR Ann Fam (51276)	697.00	Visa
03/24/22	396283	PM	CHLDPLY	Child Play Fam (51286)	75.00	Visa
03/24/22	396314	AR	151402_01	BBQ Cook Off Teams (151402-01)	75.00	Mastercard
03/24/22	396314	AR	151402_05	BBQ Cook-Off Deposit (151402-05)	50.00	Mastercard
03/24/22	396316	PM	BCNQTFAM	BC NR Qt Family (37351)	159.83	Visa
03/24/22	396326	FR	PAV_PRPK_PRPAV	Pepper Rock Pav on 03/10/2022 at 3:00pm to 6:00pm at Pepper Ro	100.00	Visa
03/24/22	396328	FR	PAV_CHPK_CHPV2	CH FIELD Pav on 03/10/2022 at 6:00pm to 8:00pm at Cat Hollow Pa	100.00	Visa
03/24/22	396330	FR	PAV_PRPK_PRPAV	Pepper Rock Pav on 03/12/2022 at 11:30am to 2:30pm at Pepper R	100.00	Visa
03/24/22	396331	FR	PAV_CHPK_CHPV2	CH FIELD Pav on 03/12/2022 at 4:30pm to 7:00pm at Cat Hollow Pa	100.00	Visa
03/24/22	396365	FR	ROOMS_BCCC_ELM	Elm Room on 03/12/2022 at 12:00pm to 6:00pm at Brushy Creek Co	180.00	Visa
03/24/22	396369	FR	ROOMS_BCCC_MAPLE	Maple Room on 02/26/2022 at 2:00pm to 10:00pm at Brushy Creek	70.00	Visa
03/24/22	396373	FR	PAV_CHPK_CHPAV	CH PLAYGRD Pav on 03/12/2022 at 11:00am to 3:00pm at Cat Hollo	100.00	AMEX
03/24/22	396378	FR	ROOMS_BCCC_MAPLE	Maple Room on 03/12/2022 at 10:00am to 1:00pm at Brushy Creek	200.00	AMEX
03/24/22	396381	FR	ROOMS_BCCC_OAK	Oak Room on 03/12/2022 at 5:00pm to 10:00pm at Brushy Creek C	322.50	Visa
03/24/22	396382	FR	PAV_PRPK_PRPAV	Pepper Rock Pav on 03/12/2022 at 3:00pm to 6:00pm at Pepper Ro	100.00	Visa

Refund Date	Receipt #	Module	ModuleLink	Description	Amount	Via
03/24/22	396383	FR	PAV_CHPK_CHPV2	CH FIELD Pav on 03/13/2022 at 2:00pm to 4:00pm at Cat Hollow Pa	100.00	Visa
03/24/22	396385	FR	PAV_PRPK_PRPAV	Pepper Rock Pav on 03/13/2022 at 3:00pm to 5:00pm at Pepper Ro	100.00	Visa
03/24/22	396386	FR	PAV_PRPK_PRPAV	Pepper Rock Pav on 03/13/2022 at 11:30am to 2:00pm at Pepper R	100.00	Visa
03/24/22	396387	FR	PAV_BCCC_ARBOR	Garden Arbor on 03/13/2022 at 12:00pm to 2:00pm at Brushy Cree	100.00	Discover
03/24/22	396389	FR	PAV_SSPK_SSPAV	Sendero Springs Pav on 03/14/2022 at 3:30pm to 6:30pm at Sende	100.00	AMEX
03/31/22	400064	AR	350510_22	Lebanese Cook-Mar 31 (350510-22)	5.00	Discover

Variance Reports

Brushy Creek Municipal Utility District
FY2022 Q2 Variance Report

General Fund Variance Report

Brushy Creek Municipal Utility District						
Budget Workbook						
Fiscal Year: **2022**						
Fund:	**General Fund**		**March 31, 2022**			
GL	**GL Description**	**FY2022 Budget Revised**	**YTD Actual**	**YTD Budget**	**YTD Variance $**	**YTD Variance %**
REVENUES						
	Property Tax Revenue Total	**7,634,600**	**7,689,574**	**7,528,714**	**160,860**	**2.14%**
	Utility Revenue Total	**6,503,500**	**3,134,394**	**3,035,139**	**99,255**	**3.27%**
	Recreation Program Revenue	**1,451,334**	**714,662**	**532,539**	**182,123**	**34.20%**
	Investment & Other Revenue Total	**442,075**	**315,317**	**221,034**	**94,283**	**42.66%**
	TOTAL REVENUES	**16,031,509**	**11,853,947**	**11,317,426**	**536,521**	
EXPENDITURES/EXPENSES						
	Salaries Total	**4,726,700**	**2,086,725**	**2,129,785**	**(43,060)**	**-2.02%**
	Benefits Total	**1,304,170**	**587,585**	**605,171**	**(17,586)**	**-2.91%**
	Travel Total	**21,115**	**6,079**	**10,554**	**(4,475)**	**-42.40%**
	Contracted Services Total	**5,500,389**	**2,321,382**	**2,749,334**	**(427,952)**	**-15.57%**
	Maintenance, Repair & Facility Total	**518,075**	**133,977**	**281,994**	**(148,017)**	**-52.49%**
	Equipment & Supplies Total	**841,275**	**328,030**	**421,761**	**(93,731)**	**-22.22%**
	Utilities Total	**660,440**	**318,551**	**330,228**	**(11,677)**	**-3.54%**
	Other Expenses Total	**290,856**	**125,358**	**141,577**	**(16,219)**	**-11.46%**
	Capital Outlay Total	**2,171,364**	**235,038**	**984,686**	**(749,648)**	**-76.13%**
	Bond Payments Total	**450,000**	**-**	**-**	**-**	**0.00%**
	Interest Payments Total	**118,745**	**59,372**	**59,372**	**-**	**0.00%**
	Bond Issuance Costs Total	**-**	**-**	**-**	**-**	**0.00%**
	Contingency Total	**248,025**	**-**	**93,244**	**(93,244)**	**-100.00%**
	TOTAL EXPENDITURES/EXPENSES	**16,851,154**	**6,202,097**	**7,807,706**	**(1,605,609)**	
	EXCESS (DEFICIENCY) OF REVENUES OVER (UNDER) EXPENDITURES/EXPENSES	**(819,645)**	**5,651,850**	**3,509,720**	**2,142,130**	
OTHER FINANCING SOURCES (USES)						
	TOTAL OTHER FINANCING SOURCES (USES)	**(669,645)**	**-**	**(314,369)**	**314,369**	**-**
	NET CHANGE IN FUND BALANCE	**(150,000)**	**5,651,850**	**3,824,089**	**1,827,761**	

The second quarter financial report for the General Fund reflects activities and projects that the Board and Community has identified for the District. Revenues are trending upward due to programming event income and fitness revenue over budget for the second quarter in recreational program revenue category. Property tax revenue is over budget by 2.14%. Utility revenues are within budget. Investment and other revenue are $94k over budget.

General Fund total expenditures are below budget of approximately $1.6M. Expenditures for contractual services, maintenance and repairs, and capital outlay are below budget for the second quarter. Expenditures in these categories are expected to increase during the third and fourth quarter and to fall in line with the annual budget. Salaries and benefits are below budget due to vacancies within the District.

General Fund – Shared Services Cost Centers Variance Report

(Executive, Administration, Customer Service)

Brushy Creek Municipal Utility District						
Budget Workbook						
Fiscal Year:	**2022**					
	Shared Services		**March 31, 2022**			
GL	**GL Description**	**FY2022 Budget Revised**	**YTD Actual**	**YTD Budget**	**YTD Variance $**	**YTD Variance %**
REVENUES						
	Property Tax Revenue Total	**7,634,600**	**7,689,574**	**7,528,714**	**160,860**	**2.14%**
	Utility Revenue Total	**1,386,000**	**698,675**	**693,000**	**5,675**	**0.82%**
	Recreation Program Revenue	**-**	**282**	**-**	**282**	**0.00%**
	Investment & Other Revenue Total	**275,000**	**184,269**	**137,496**	**46,773**	**34.02%**
	TOTAL REVENUES	**9,295,600**	**8,572,800**	**8,359,210**	**213,590**	
EXPENDITURES/EXPENSES						
	Salaries Total	**1,565,950**	**663,436**	**782,976**	**(119,540)**	**-15.27%**
	Benefits Total	**446,430**	**186,599**	**223,248**	**(36,649)**	**-16.42%**
	Travel Total	**9,100**	**382**	**4,542**	**(4,160)**	**-91.59%**
	Contracted Services Total	**2,072,615**	**1,041,829**	**1,036,314**	**5,515**	**0.53%**
	Maintenance, Repair & Facility Total	**34,680**	**12,614**	**17,346**	**(4,732)**	**-27.28%**
	Equipment & Supplies Total	**133,305**	**39,427**	**66,654**	**(27,227)**	**-40.85%**
	Utilities Total	**165,860**	**87,287**	**82,932**	**4,355**	**5.25%**
	Other Expenses Total	**213,570**	**107,974**	**106,788**	**1,186**	**1.11%**
	Capital Outlay Total	**171,119**	**43,373**	**102,562**	**(59,189)**	**-57.71%**
	Bond Payments Total	**-**	**-**	**-**	**-**	**0.00%**
	Interest Payments Total	**-**	**-**	**-**	**-**	**0.00%**
	Bond Issuance Costs Total	**-**	**-**	**-**	**-**	**0.00%**
	Contingency Total	**248,025**	**-**	**93,244**	**(93,244)**	**-100.00%**
	TOTAL EXPENDITURES/EXPENSES	**5,060,654**	**2,182,921**	**2,516,606**	**(333,685)**	
	EXCESS (DEFICIENCY) OF REVENUES OVER (UNDER) EXPENDITURES/EXPENSES	**4,234,946**	**6,389,879**	**5,842,604**	**547,275**	
OTHER FINANCING SOURCES (USES)						
	TOTAL OTHER FINANCING SOURCES (USES)	**1,163,050**	**-**	**516,303**	**(516,303)**	
	NET CHANGE IN FUND BALANCE	**3,071,897**	**6,389,879**	**5,326,301**	**1,063,578**	

Revenue:

- **Property Tax Revenue**: No variances to report
- **Utility Revenue**: No variances to report
- **Investment & Other Revenue**: Interest Income is over budget by $46k.

Expenses:

- **Salaries & Benefits:** salary savings with vacancies in admin & Customer Service Supervisor position
- **Travel:** No variances to report
- **Contracted Services**: No variances to report
- **Maintenance, Repair, & Facility:** No variances to report
- **Equipment & Supplies:** Below budget due to timing of purchases of goods and services.
- **Utilities:** No variances to report.
- **Other expenses**: No variances to report
- **Capital:** Capital expenditures are below budget due to the timing of purchases.

General Fund – Maintenance Cost Centers Variance Report

(Parks, Facilities and Aquatics Maintenance)

Brushy Creek Municipal Utility District

Budget Workbook

Fiscal Year: **2022**

Maintenance

GL	GL Description	FY2022 Budget Revised	March 31, 2022 YTD Actual	YTD Budget	YTD Variance $	YTD Variance %
REVENUES						
	Property Tax Revenue Total	-	-	-	-	0.00%
	Utility Revenue Total	-	-	-	-	0.00%
	Recreation Program Revenue	-	-	-	-	0.00%
	Investment & Other Revenue Total	12,000	38,950	6,000	32,950	549.17%
	TOTAL REVENUES	12,000	38,950	6,000	32,950	
EXPENDITURES/EXPENSES						
	Salaries Total	426,840	217,516	206,009	11,507	5.59%
	Benefits Total	159,150	76,100	76,987	(887)	-1.15%
	Travel Total	2,575	296	1,284	(988)	-76.95%
	Contracted Services Total	927,780	311,247	467,640	(156,393)	-33.44%
	Maintenance, Repair & Facility Total	270,330	68,344	146,066	(77,722)	-53.21%
	Equipment & Supplies Total	299,945	90,223	149,964	(59,741)	-39.84%
	Utilities Total	57,730	36,330	28,872	7,458	25.83%
	Other Expenses Total	8,750	3,801	4,374	(573)	-13.10%
	Capital Outlay Total	741,600	12,294	235,800	(223,506)	-94.79%
	Bond Payments Total	-	-	-	-	0.00%
	Interest Payments Total	-	-	-	-	0.00%
	Bond Issuance Costs Total	-	-	-	-	0.00%
	Contingency Total	-	-	-	-	0.00%
	TOTAL EXPENDITURES/EXPENSES	2,894,700	816,151	1,316,996	(500,845)	
	EXCESS (DEFICIENCY) OF REVENUES OVER (UNDER) EXPENDITURES/EXPENSES	(2,882,700)	(777,201)	(1,310,996)	533,795	
OTHER FINANCING SOURCES (USES)						
	TOTAL OTHER FINANCING SOURCES (USES)	-	-	-	-	-
	NET CHANGE IN FUND BALANCE	(2,882,700)	(777,201)	(1,310,996)	533,795	

Revenue:

- **Investment & Other Revenue**: Over budget due to TML payment for damage to Cat Hollow Pool. Repairs will be performed next fiscal year.

Expenses:

- **Salaries & Benefits:** No variances to report.
- **Travel:** No variances to report
- **Contracted Services**: Under budget. Timing of when goods and services will be incurred.
- **Maintenance, Repair, & Facility:** Under budget. Timing of when goods and services will be incurred.
- **Equipment & Supplies:** Under budget. Timing of when goods and services will be incurred.
- **Utilities:** No variances to report
- **Other expenses**: No variances to report
- **Capital:** Under budget. Timing of when goods and services will be incurred.

General Fund – Public Works Cost Centers Variance Report

(Water Treatment Facility, Water, Wastewater, Storm Water)

Brushy Creek Municipal Utility District						
Budget Workbook						
Fiscal Year: **2022**						
	Public Works		**March 31, 2022**			
GL	**GL Description**	**FY2022 Budget Revised**	**YTD Actual**	**YTD Budget**	**YTD Variance $**	**YTD Variance %**
REVENUES						
	Property Tax Revenue Total	-	-	-	-	0.00%
	Utility Revenue Total	5,117,500	2,435,719	2,342,139	93,580	4.00%
	Recreation Program Revenue	-	-	-	-	0.00%
	Investment & Other Revenue Total	15,000	12,345	7,500	4,845	64.60%
	TOTAL REVENUES	5,132,500	2,448,064	2,349,639	98,425	
EXPENDITURES/EXPENSES						
	Salaries Total	814,700	349,067	407,358	(58,291)	-14.31%
	Benefits Total	244,070	104,000	122,058	(18,058)	-14.79%
	Travel Total	4,210	90	2,100	(2,010)	-95.71%
	Contracted Services Total	2,126,500	777,207	1,058,630	(281,423)	-26.58%
	Maintenance, Repair & Facility Total	170,250	45,388	97,180	(51,792)	-53.29%
	Equipment & Supplies Total	211,175	86,511	105,606	(19,095)	-18.08%
	Utilities Total	347,010	150,978	173,502	(22,524)	-12.98%
	Other Expenses Total	39,046	4,456	15,673	(11,217)	-71.57%
	Capital Outlay Total	958,645	151,902	496,324	(344,422)	-69.39%
	Bond Payments Total	-	-	-	-	0.00%
	Interest Payments Total	-	-	-	-	0.00%
	Bond Issuance Costs Total	-	-	-	-	0.00%
	Contingency Total	-	-	-	-	0.00%
	TOTAL EXPENDITURES/EXPENSES	4,915,606	1,669,599	2,478,431	(808,832)	
	EXCESS (DEFICIENCY) OF REVENUES OVER (UNDER) EXPENDITURES/EXPENSES	216,894	778,465	(128,792)	907,257	
OTHER FINANCING SOURCES (USES)						
	TOTAL OTHER FINANCING SOURCES (USES)	404,035	739,307	(14,631)	753,938	-
	NET CHANGE IN FUND BALANCE	(187,141)	39,158	(114,161)	153,319	

Revenue:

- **Utility Revenue**: No variances to report

Expenses:

- **Salaries & Benefits:** Vacancies in Water, BCWF, WW.
- **Travel:** No variances to report
- **Contracted Services**: Under budget. Timing of when goods and services will be incurred.
- **Maintenance, Repair, & Facility:** Under budget. Timing of when goods and services will be incurred.
- **Equipment & Supplies:** Under budget. Timing of when goods and services will be incurred.
- **Utilities:** Under budget. Timing of when goods and services will be incurred.
- **Other expenses**: Under budget. Timing of when goods and services will be incurred.
- **Capital:** Under budget. Timing of when goods and services will be incurred.

General Fund – Recreation Cost Centers Variance Reports

(Community Center, Parks and Aquatics Programs)

Brushy Creek Municipal Utility District						
Budget Workbook						
Fiscal Year:	**2022**					
	Recreation			**March 31, 2022**		
GL	**GL Description**	**FY2022 Budget Revised**	**YTD Actual**	**YTD Budget**	**YTD Variance $**	**YTD Variance %**
REVENUES						
	Property Tax Revenue Total	-	-	-	-	0.00%
	Utility Revenue Total	-	-	-	-	0.00%
	Recreation Program Revenue	1,451,334	714,380	532,539	181,841	34.15%
	Investment & Other Revenue Total	140,075	79,751	70,038	9,713	13.87%
	TOTAL REVENUES	1,591,409	794,131	602,577	191,554	
EXPENDITURES/EXPENSES						
	Salaries Total	1,919,210	856,708	733,442	123,266	16.81%
	Benefits Total	454,520	220,890	182,878	38,012	20.79%
	Travel Total	5,230	5,311	2,628	2,683	102.09%
	Contracted Services Total	373,494	191,100	186,750	4,350	2.33%
	Maintenance, Repair & Facility Total	42,815	7,631	21,402	(13,771)	-64.34%
	Equipment & Supplies Total	196,850	111,869	99,537	12,332	12.39%
	Utilities Total	89,840	43,957	44,922	(965)	-2.15%
	Other Expenses Total	29,490	9,128	14,742	(5,614)	-38.08%
	Capital Outlay Total	300,000	27,469	150,000	(122,531)	-81.69%
	Bond Payments Total	450,000	-	-	-	0.00%
	Interest Payments Total	118,745	59,372	59,372	-	0.00%
	Bond Issuance Costs Total	-	-	-	-	0.00%
	Contingency Total	-	-	-	-	0.00%
	TOTAL EXPENDITURES/EXPENSES	3,980,194	1,533,435	1,495,673	37,762	
	EXCESS (DEFICIENCY) OF REVENUES OVER (UNDER) EXPENDITURES/EXPENSES	(2,388,785)	(739,304)	(893,096)	153,792	
OTHER FINANCING SOURCES (USES)						
	TOTAL OTHER FINANCING SOURCES (USES)	(2,236,730)	(739,306)	(816,041)	76,735	-
	NET CHANGE IN FUND BALANCE	(152,055)	2	(77,055)	77,057	

Revenue:

- **Recreation Program Revenue**: Actual is over budget by $182k. Program revenue contract and fitness revenue are higher than expected.
- **Investment & Other Revenue:** No variances to report

Expenses:

- **Salaries & Benefits:** Over budget due to the increase in programs.
- **Travel:** No variances to report.
- **Contracted Services**: No variances to report.
- **Maintenance, Repair, & Facility:** Under budget. Timing of when goods and services will be incurred.
- **Equipment & Supplies:** Over budget. Increase in cost and usage in materials and supplies.
- **Utilities:** No variances to report.
- **Other expenses**: No variances to report.
- **Capital:** Under budget. Timing of when goods and services will be incurred.
- **Interest Payments**: No variances to report.
- **Bond Payments**: No variances to report.

Debt Service Fund Variance Report

Brushy Creek Municipal Utility District						
Budget Workbook						
Fiscal Year:	**2022**					
Fund:	**Debt Service**		**March 31, 2022**			
GL	**GL Description**	**FY2022 Budget Revised**	**YTD Actual**	**YTD Budget**	**YTD Variance $**	**YTD Variance %**
REVENUES						
	Property Tax Revenue Total	**3,739,220**	**3,779,533**	**3,692,489**	**87,044**	**2.36%**
	Utility Revenue Total	**-**	**-**	**-**	**-**	**0.00%**
	Recreation Program Revenue	**-**	**-**	**-**	**-**	**0.00%**
	Investment & Other Revenue Total	**60,000**	**3,927**	**30,000**	**(26,073)**	**-86.91%**
	TOTAL REVENUES	**3,799,220**	**3,783,460**	**3,722,489**	**60,971**	
EXPENDITURES/EXPENSES						
	Salaries Total	**-**	**-**	**-**	**-**	**0.00%**
	Benefits Total	**-**	**-**	**-**	**-**	**0.00%**
	Travel Total	**-**	**-**	**-**	**-**	**0.00%**
	Contracted Services Total	**68,750**	**32,975**	**34,374**	**(1,399)**	**-4.07%**
	Maintenance, Repair & Facility Total	**-**	**-**	**-**	**-**	**0.00%**
	Equipment & Supplies Total	**-**	**-**	**-**	**-**	**0.00%**
	Utilities Total	**-**	**-**	**-**	**-**	**0.00%**
	Other Expenses Total	**-**	**-**	**-**	**-**	**0.00%**
	Capital Outlay Total	**-**	**-**	**-**	**-**	**0.00%**
	Bond Payments Total	**3,165,000**	**-**	**-**	**-**	**0.00%**
	Interest Payments Total	**935,890**	**458,714**	**462,945**	**(4,231)**	**-0.91%**
	Bond Issuance Costs Total	**-**	**-**	**-**	**-**	**0.00%**
	Contingency Total	**-**	**-**	**-**	**-**	**0.00%**
	TOTAL EXPENDITURES/EXPENSES	**4,169,640**	**491,689**	**497,319**	**(5,630)**	
	EXCESS (DEFICIENCY) OF REVENUES OVER (UNDER) EXPENDITURES/EXPENSES	**(370,420)**	**3,291,771**	**3,225,170**	**66,601**	

Revenue:

- **Property Tax Revenue**: No variances to report.
- **Investment & Other Revenue**: Interest income is under budget.

Operating Expenses:

- **Contractual**: No variances to report.
- **Bond Payments**: No variances to report.
- **Interest Payments**: No variances to report.

Capital Fund Variance Report

Brushy Creek Municipal Utility District						
Budget Workbook						
Fiscal Year:	**2022**					
Fund:	**Capital Projects**		**March 31, 2022**			
GL	**GL Description**	**FY2022 Budget Revised**	**YTD Actual**	**YTD Budget**	**YTD Variance $**	**YTD Variance %**
REVENUES						
	Property Tax Revenue Total	-	-	-	-	0.00%
	Utility Revenue Total	3,000	3,899	1,500	2,399	159.93%
	Recreation Program Revenue	-	-	-	-	0.00%
	Investment & Other Revenue Total	5,000	1,485	2,502	(1,017)	-40.65%
	TOTAL REVENUES	8,000	5,384	4,002	1,382	
EXPENDITURES/EXPENSES						
	Salaries Total	-	-	-	-	0.00%
	Benefits Total	-	-	-	-	0.00%
	Travel Total	-	-	-	-	0.00%
	Contracted Services Total	-	-	-	-	0.00%
	Maintenance, Repair & Facility Total	-	-	-	-	0.00%
	Equipment & Supplies Total	-	-	-	-	0.00%
	Utilities Total	-	-	-	-	0.00%
	Other Expenses Total	-	-	-	-	0.00%
	Capital Outlay Total	1,300,000	542,071	649,998	(107,927)	-16.60%
	Bond Payments Total	-	-	-	-	0.00%
	Interest Payments Total	-	-	-	-	0.00%
	Bond Issuance Costs Total	-	-	-	-	0.00%
	Contingency Total	-	-	-	-	0.00%
	TOTAL EXPENDITURES/EXPENSES	1,300,000	542,071	649,998	(107,927)	
	EXCESS (DEFICIENCY) OF REVENUES OVER (UNDER) EXPENDITURES/EXPENSES	(1,292,000)	(536,687)	(645,996)	109,309	
OTHER FINANCING SOURCES (USES)						
	TOTAL OTHER FINANCING SOURCES (USES)	-	-	-	-	-
	NET CHANGE IN FUND BALANCE	(1,292,000)	(536,687)	(645,996)	109,309	

Revenue:

- **Utility Revenue**: No variances to report.
- **Investment & Other Revenue**: No variances to report.

Expenses:

- **Capital Expenses**: Construction for zebra mussel control is underway.

Budget compared to Actual

Brushy Creek Municipal Utility District
Budget Workbook
Fiscal Year: **2022** **3/31/2022**

Fund: **General Fund** **March 31, 2022**

GL	GL Description	Prior Year Actuals	FY2022 Budget	FY2022 Board Contingency	FY2022 Budget Adjustments	FY2022 Budget Revised	YTD Actual	YTD Budget	YTD Variance $	YTD Variance %	Annual Budget Over / (Under) $	% Spent of Annual Budget
REVENUES												
4101	Property Tax Income	7,186,589	7,614,600	-	-	7,614,600	**7,676,543**	**7,516,872**	**159,671**	**2.12%**		
4102	Delinquent Property Tax Income	23,771	20,000	-	-	20,000	**13,031**	**11,842**	**1,189**	**10.04%**		
4103	Defined Area Tax	-	-	-	-	-	**-**	**-**	**-**	**0.00%**		
4104	Defined Area Delinquent Taxes	-	-	-	-	-	**-**	**-**	**-**	**0.00%**		
Property Tax Revenue Total		**7,210,360**	**7,634,600**	**-**	**-**	**7,634,600**	**7,689,574**	**7,528,714**	**160,860**	**2.14%**	**54,974**	**101%**
4201	Water Service	3,285,893	3,000,000	-	-	3,000,000	**1,329,744**	**1,283,385**	**46,359**	**3.61%**		
4202	CRF - Water	-	-	-	-	-	**-**	**-**	**-**	**0.00%**		
4203	WW Service	1,816,910	1,780,000	-	-	1,780,000	**933,683**	**889,998**	**43,685**	**4.91%**		
4204	CRF - WW	-	-	-	-	-	**-**	**-**	**-**	**0.00%**		
4211	Water Connection	220	500	-	-	500	**220**	**252**	**(32)**	**-12.70%**		
4213	WW Connections	60	-	-	-	-	**60**	**-**	**60**	**0.00%**		
4220	New Connection Fees	30	-	-	-	-	**30**	**-**	**30**	**0.00%**		
4230	Solid Waste Services	1,395,584	1,386,000	-	-	1,386,000	**698,631**	**693,000**	**5,631**	**0.81%**		
4240	Raw Water Sales	99,265	105,000	-	-	105,000	**49,271**	**52,500**	**(3,229)**	**-6.15%**		
4245	Wholesale Water	128,482	110,000	-	-	110,000	**61,472**	**55,002**	**6,470**	**11.76%**		
4301	Regulatory Compliance Fee	122,968	122,000	-	-	122,000	**61,283**	**61,002**	**281**	**0.46%**		
Utility Revenue Total		**6,849,412**	**6,503,500**	**-**	**-**	**6,503,500**	**3,134,394**	**3,035,139**	**99,255**	**3.27%**	**(3,369,106)**	**48%**
4502	Promotional Materials	1,035	1,200	-	-	1,200	**547**	**600**	**(53)**	**-8.83%**		
4504	Community Events Revenue	11,438	15,675	-	-	15,675	**2,185**	**7,842**	**(5,657)**	**-72.14%**		
4505	Program Revenue Contract	166,324	169,370	-	-	169,370	**119,724**	**38,469**	**81,255**	**211.22%**		
4510	Programming Events Income	106,328	78,204	-	-	78,204	**13,110**	**39,114**	**(26,004)**	**-66.48%**		
4512	Community Events Revenue	-	-	-	-	-	**-**	**-**	**-**	**0.00%**		
4515	Camp Income	242,582	269,250	-	-	269,250	**89,079**	**54,737**	**34,342**	**62.74%**		
4518	Memberships - Short Term	46,715	34,260	-	-	34,260	**31,980**	**17,130**	**14,850**	**86.69%**		
4519	New Memberships	23,479	20,820	-	-	20,820	**10,530**	**10,410**	**120**	**1.15%**		
4520	Memberships	413,186	403,670	-	-	403,670	**222,918**	**201,834**	**21,084**	**10.45%**		
4521	Season Passes	78,080	66,700	-	-	66,700	**9,732**	**33,354**	**(23,622)**	**-70.82%**		
4522	Day Passes	79,621	64,350	-	-	64,350	**36,584**	**32,178**	**4,406**	**13.69%**		
4523	Fitness Revenue	246,875	324,840	-	-	324,840	**176,661**	**95,371**	**81,290**	**85.24%**		
4524	Senior Programs	245	200	-	-	200	**160**	**102**	**58**	**56.86%**		
4525	Child Programs / Child Play	2,782	2,795	-	-	2,795	**1,452**	**1,398**	**54**	**3.86%**		
Recreation Program Revenue		**1,418,689**	**1,451,334**	**-**	**-**	**1,451,334**	**714,662**	**532,539**	**182,123**	**34.20%**	**(736,672)**	**49%**
4110	Plan Review Income	675	-	-	-	-	**2,400**	**-**	**2,400**	**0.00%**		
4112	Inspection Fees	21,000	15,000	-	-	15,000	**9,945**	**7,500**	**2,445**	**32.60%**		
4130	Builders Fees	986	-	-	-	-	**1,015**	**-**	**1,015**	**0.00%**		
4401	Service Charges	32,340	30,000	-	-	30,000	**16,320**	**15,000**	**1,320**	**8.80%**		

Brushy Creek Municipal Utility District
Budget Workbook
Fiscal Year: **2022** **3/31/2022**

Fund: **General Fund** **March 31, 2022**

GL	GL Description	Prior Year Actuals	FY2022 Budget	FY2022 Board Contingency	FY2022 Budget Adjustments	FY2022 Budget Revised	YTD Actual	YTD Budget	YTD Variance $	YTD Variance %	Annual Budget Over / (Under) $	% Spent of Annual Budget
4402	Donations	2,550	-	-	-	-	**562**	**-**	**562**	**0.00%**		
4403	Late Charges	45,749	40,000	-	-	40,000	**23,203**	**19,998**	**3,205**	**16.03%**		
4405	Interest Income	80,144	85,000	-	-	85,000	**88,719**	**42,498**	**46,221**	**108.76%**		
4500	Other Income	31,336	33,800	-	-	33,800	**43,744**	**16,902**	**26,842**	**158.81%**		
4501	Rental Income	249,650	238,275	-	-	238,275	**129,409**	**119,136**	**10,273**	**8.62%**		
Investment & Other Revenue Total		**464,429**	**442,075**	**-**	**-**	**442,075**	**315,317**	**221,034**	**94,283**	**42.66%**	**(126,758)**	**71%**
TOTAL REVENUES		**15,942,890**	**16,031,509**	**-**	**-**	**16,031,509**	**11,853,947**	**11,317,426**	**536,521**		**(4,177,562)**	**74%**
EXPENDITURES/EXPENSES												
5010	Salary	4,048,350	4,603,210	-	-	4,603,210	**2,045,777**	**2,068,021**	**(22,244)**	**-1.08%**		
5011	Merit Salary	-	-	-	-	-	**-**	**-**	**-**	**0.00%**		
5012	Overtime	85,357	87,900	-	-	87,900	**35,573**	**43,950**	**(8,377)**	**-19.06%**		
5014	Cell Phone Allowance	-	12,790	-	-	12,790	**5,375**	**6,402**	**(1,027)**	**-16.04%**		
6405	Longevity Awards	11,015	22,800	-	-	22,800	**-**	**11,412**	**(11,412)**	**-100.00%**		
Salaries Total		**4,144,722**	**4,726,700**	**-**	**-**	**4,726,700**	**2,086,725**	**2,129,785**	**(43,060)**	**-2.02%**	**(2,639,975)**	**44%**
5020	FICA / Medicare	310,799	361,510	-	-	361,510	**155,101**	**162,673**	**(7,572)**	**-4.65%**		
5030	Health	411,146	452,830	-	-	452,830	**203,113**	**210,600**	**(7,487)**	**-3.56%**		
5031	Vision Insurance	4,875	4,860	-	-	4,860	**2,633**	**2,430**	**203**	**8.35%**		
5032	Dental	24,564	25,990	-	-	25,990	**12,556**	**13,008**	**(452)**	**-3.47%**		
5034	Life	5,606	6,080	-	-	6,080	**2,818**	**3,054**	**(236)**	**-7.73%**		
5035	Disability Insurance	20,146	21,540	-	-	21,540	**9,846**	**10,788**	**(942)**	**-8.73%**		
5040	Workers Compensation	47,679	53,890	-	-	53,890	**34,152**	**26,958**	**7,194**	**26.69%**		
5050	Unemployment Insurance	35,846	24,350	-	-	24,350	**18,165**	**12,198**	**5,967**	**48.92%**		
5065	Education Reimbursement	-	5,000	-	-	5,000	**-**	**2,502**	**(2,502)**	**-100.00%**		
5070	Retirement	240,179	348,120	-	-	348,120	**149,201**	**160,960**	**(11,759)**	**-7.31%**		
Benefits Total		**1,100,840**	**1,304,170**	**-**	**-**	**1,304,170**	**587,585**	**605,171**	**(17,586)**	**-2.91%**	**(716,585)**	**45%**
5201	Airfare	354	400	-	-	400	**762**	**198**	**564**	**284.85%**		
5202	Lodging	741	7,075	-	-	7,075	**1,694**	**3,534**	**(1,840)**	**-52.07%**		
5203	Lodging Tax	48	110	-	-	110	**233**	**54**	**179**	**331.48%**		
5204	Cab Fare / local transportation	284	300	-	-	300	**500**	**150**	**350**	**233.33%**		
5205	Parking	52	100	-	-	100	**113**	**48**	**65**	**135.42%**		
5206	Travel Meals	685	3,115	-	-	3,115	**609**	**1,560**	**(951)**	**-60.96%**		
5207	Mileage	7,554	10,015	-	-	10,015	**2,168**	**5,010**	**(2,842)**	**-56.73%**		
Travel Total		**9,718**	**21,115**	**-**	**-**	**21,115**	**6,079**	**10,554**	**(4,475)**	**-42.40%**	**(15,036)**	**29%**
6010	Contractual-Legal	169,912	245,000	-	-	245,000	**85,885**	**122,496**	**(36,611)**	**-29.89%**		

Brushy Creek Municipal Utility District
Budget Workbook
Fiscal Year: **2022** **3/31/2022**

Fund: **General Fund** **March 31, 2022**

GL	GL Description	Prior Year Actuals	FY2022 Budget	FY2022 Board Contingency	FY2022 Budget Adjustments	FY2022 Budget Revised	YTD Actual	YTD Budget	YTD Variance $	YTD Variance %	Annual Budget Over / (Under) $	% Spent of Annual Budget
6011	Contractual Legal - Open Records	-	-	-	-	-	-	-	-	0.00%		
6025	Contractual/Auditing	41,000	71,000	-	-	71,000	34,750	35,502	(752)	-2.12%		
6030	Contractual/ Trainers- Instructors	-	-	-	-	-	-	-	-	0.00%		
6032	Contractual / 80-20 Programs	113,756	135,344	-	-	135,344	77,518	67,668	9,850	14.56%		
6040	Contractual/Network maint/dev.	97,764	149,800	-	-	149,800	55,186	74,898	(19,712)	-26.32%		
6045	Contractual/Website	2,100	2,100	-	-	2,100	2,100	1,050	1,050	100.00%		
6050	Contractual/Publications Layou	-	-	-	-	-	-	-	-	0.00%		
6055	Security	140,282	145,225	-	-	145,225	55,107	72,618	(17,511)	-24.11%		
6060	Appraisal Fees	-	-	-	-	-	-	-	-	0.00%		
6065	Depository Contract	125,733	146,700	-	-	146,700	65,927	73,350	(7,423)	-10.12%		
6070	Maintenance Contracts	635,852	769,295	-	-	769,295	360,723	384,654	(23,931)	-6.22%		
6078	Plumbing Inspections	9,800	3,000	-	-	3,000	4,415	1,500	2,915	194.33%		
6079	Engineering Fees	147,775	220,000	78,800	-	298,800	74,781	148,538	(73,757)	-49.66%		
6080	Contractual/Contract Labor	392,397	491,145	-	-	491,145	225,933	245,562	(19,629)	-7.99%		
6153	Water Purchases	671,306	739,000	-	-	739,000	203,090	369,498	(166,408)	-45.04%		
6210	Rent Expense	16,842	5,100	-	-	5,100	851	2,550	(1,699)	-66.63%		
6250	Solid Waste Service	1,146,332	1,196,720	-	-	1,196,720	587,241	598,356	(11,115)	-1.86%		
6305	Utility Bill Expenses	20,756	26,360	-	-	26,360	9,835	13,182	(3,347)	-25.39%		
6310	Fees/Dues/Subscription Expense	68,893	80,605	-	-	80,605	32,234	40,320	(8,086)	-20.05%		
6311	TCEQ Regulatory Fees	14,604	17,000	-	-	17,000	14,278	8,496	5,782	68.06%		
6312	WW Capacity Charges	1,054,065	963,195	-	-	963,195	422,034	481,596	(59,562)	-12.37%		
6315	Lab Fees	11,904	15,000	-	-	15,000	9,494	7,500	1,994	26.59%		
6321	Repair Projects	-	-	-	-	-	-	-	-	0.00%		
Contracted Services Total		**4,881,071**	**5,421,589**	**78,800**	**-**	**5,500,389**	**2,321,382**	**2,749,334**	**(427,952)**	**-15.57%**	**(3,179,007)**	**42%**
6212	Building Maintenance	118,021	151,750	-	-	151,750	15,423	75,876	(60,453)	-79.67%		
6213	District Vehicle Repairs	33,168	24,710	-	-	24,710	17,264	12,354	4,910	39.74%		
6215	Facility Rent Expense	5,307	5,000	-	-	5,000	2,645	2,502	143	5.72%		
6216	Equipment Rent Expense	35,592	39,740	18,000	-	57,740	27,539	37,872	(10,333)	-27.28%		
6320	Repair/Mtc/Warranty Expense	379,354	250,975	27,900	-	278,875	71,106	153,390	(82,284)	-53.64%		
Maintenance, Repair & Facility Total		**571,443**	**472,175**	**45,900**	**-**	**518,075**	**133,977**	**281,994**	**(148,017)**	**-52.49%**	**(384,098)**	**26%**
6105	Equipment	25,870	40,725	-	-	40,725	11,644	20,370	(8,726)	-42.84%		
6110	General Office Supplies	4,612	8,500	-	-	8,500	2,119	4,260	(2,141)	-50.26%		
6115	Materials & Supplies	204,735	319,005	2,055	-	321,060	139,787	161,583	(21,796)	-13.49%		
6120	Chemicals	171,538	154,750	-	-	154,750	42,238	77,370	(35,132)	-45.41%		
6121	Lab Supplies	7,374	7,500	-	-	7,500	9,107	3,750	5,357	142.85%		
6122	Uniforms	8,202	14,690	-	-	14,690	4,111	7,350	(3,239)	-44.07%		
6124	Fuel / Oil	36,797	58,575	-	-	58,575	24,769	29,292	(4,523)	-15.44%		
6130	Furniture	10,968	15,775	-	-	15,775	6,240	7,890	(1,650)	-20.91%		

Brushy Creek Municipal Utility District
Budget Workbook
Fiscal Year: **2022** **3/31/2022**

Fund: **General Fund** **March 31, 2022**

GL	GL Description	Prior Year Actuals	FY2022 Budget	FY2022 Board Contingency	FY2022 Budget Adjustments	FY2022 Budget Revised	YTD Actual	YTD Budget	YTD Variance $	YTD Variance %	Annual Budget Over / (Under) $	% Spent of Annual Budget
6135	Major Equipment	17,468	22,800	-	-	22,800	16,773	11,394	5,379	47.21%		
6140	Computer Supplies	7,940	3,720	-	-	3,720	3,700	1,866	1,834	98.29%		
6145	Software	39,711	69,740	-	-	69,740	21,384	34,872	(13,488)	-38.68%		
6148	Copier/Laser Printer Supplies	8,062	10,320	-	-	10,320	4,158	5,172	(1,014)	-19.61%		
6150	Business Meals	5,224	8,600	-	-	8,600	2,211	4,302	(2,091)	-48.61%		
6154	Water Meters	13,821	12,000	-	-	12,000	6,765	6,000	765	12.75%		
6155	Building Materials	-	-	-	-	-	-	-	-	0.00%		
6156	Pipes and Components	5,812	41,800	-	-	41,800	14,391	20,904	(6,513)	-31.16%		
6160	Training Materials	1,480	3,345	-	-	3,345	291	1,680	(1,389)	-82.68%		
6180	T-Shirts/Pins/Etc.	33,341	47,375	-	-	47,375	18,342	23,706	(5,364)	-22.63%		
Equipment & Supplies Total		**602,956**	**839,220**	**2,055**	**-**	**841,275**	**328,030**	**421,761**	**(93,731)**	**-22.22%**	**(513,245)**	**39%**
6300	Phone / Cable / Cell / Connectivity	65,519	60,040	-	-	60,040	33,921	30,024	3,897	12.98%		
6304	Pager / Cell Phone	10,331	7,660	-	-	7,660	403	3,828	(3,425)	-89.47%		
6400	Utilities Expense	454,547	461,740	-	-	461,740	214,895	230,874	(15,979)	-6.92%		
6430	Streetlights	131,149	131,000	-	-	131,000	69,332	65,502	3,830	5.85%		
Utilities Total		**661,546**	**660,440**	**-**	**-**	**660,440**	**318,551**	**330,228**	**(11,677)**	**-3.54%**	**(341,889)**	**48%**
6220	Postage / Mailing / Shipping	30,845	46,000	-	-	46,000	14,710	23,004	(8,294)	-36.05%		
6222	Express Mail/Parcel	99	500	-	-	500	101	252	(151)	-59.92%		
6224	Shipping	3,181	1,300	-	-	1,300	27	648	(621)	-95.83%		
6314	Professional Development Fees	10,860	44,350	-	-	44,350	5,645	22,170	(16,525)	-74.54%		
6322	Printing Expense	20,988	24,410	-	-	24,410	11,340	12,210	(870)	-7.13%		
6324	Advertising	2,665	1,950	-	-	1,950	530	972	(442)	-45.47%		
6325	Recruiting Expense	1,733	15,000	-	-	15,000	3,691	7,500	(3,809)	-50.79%		
6327	Program Meals	5,122	18,800	-	-	18,800	6,086	9,402	(3,316)	-35.27%		
6401	Donations	-	-	-	-	-	-	-	-	0.00%		
6410	Taxes Expense	-	-	-	-	-	-	-	-	0.00%		
6416	Liability Insurance	102,693	113,450	23,096	-	136,546	82,831	64,423	18,408	28.57%		
6418	Other Insurance	-	-	-	-	-	-	-	-	0.00%		
6425	Bad Debt Expense	1,983	2,000	-	-	2,000	397	996	(599)	-60.14%		
9000	Clearing Account	-	-	-	-	-	-	-	-	0.00%		
9001	PCard Clearing Account for AP	-	-	-	-	-	-	-	-	0.00%		
Other Expenses Total		**180,169**	**267,760**	**23,096**	**-**	**290,856**	**125,358**	**141,577**	**(16,219)**	**-11.46%**	**(165,498)**	**43%**
5901	Capital Expenditure - Nontax Fund	669,364	150,000	68,000	450,000	668,000	27,469	255,500	(228,031)	-89.25%		
5902	Capital Expenditure - Tax Funded	1,516,475	1,548,364	(45,000)	-	1,503,364	207,569	729,186	(521,617)	-71.53%		
Capital Outlay Total		**2,185,839**	**1,698,364**	**23,000**	**450,000**	**2,171,364**	**235,038**	**984,686**	**(749,648)**	**-76.13%**	**(1,936,326)**	**11%**
6421	Debt Principal	-	-	-	-	-	-	-	-	0.00%		

Brushy Creek Municipal Utility District
Budget Workbook
Fiscal Year: **2022** **3/31/2022**

Fund: **General Fund** **March 31, 2022**

GL	GL Description	Prior Year Actuals	FY2022 Budget	FY2022 Board Contingency	FY2022 Budget Adjustments	FY2022 Budget Revised	YTD Actual	YTD Budget	YTD Variance $	YTD Variance %	Annual Budget Over / (Under) $	% Spent of Annual Budget
6440	Principal - 2019 Refunding	-	-	-	-	-	-	-	-	0.00%		
6442	Principal - Series 2020 Refunding	-	-	-	-	-	-	-	-	0.00%		
6444	Principal - Series 2020 Refunding D	-	-	-	-	-	-	-	-	0.00%		
6446	Principal - Seires 2020	-	-	-	-	-	-	-	-	0.00%		
6451	Principal - 2015 Series DA	-	-	-	-	-	-	-	-	0.00%		
6453	Principal - 2015 Refunding DA	-	-	-	-	-	-	-	-	0.00%		
6455	Principal - 2016 CC Revenue	440,000	450,000	-	-	450,000	-	-	-	0.00%		
6459	Principal - 2009 Refunding	-	-	-	-	-	-	-	-	0.00%		
6460	Principal - 2005 Bond	-	-	-	-	-	-	-	-	0.00%		
6462	Principal-2011 Series DA	-	-	-	-	-	-	-	-	0.00%		
6463	Principal - 2013 Series DA	-	-	-	-	-	-	-	-	0.00%		
6464	Principal - 2009 Series DA	-	-	-	-	-	-	-	-	0.00%		
6465	Principal-2011 Refunding	-	-	-	-	-	-	-	-	0.00%		
6469	Principal - 2008 Series DA	-	-	-	-	-	-	-	-	0.00%		
6470	Principal - 2010 Refunding	-	-	-	-	-	-	-	-	0.00%		
6481	Principal-TWDB Bonds	-	-	-	-	-	-	-	-	0.00%		
6484	Principal-2012 Refunding	-	-	-	-	-	-	-	-	0.00%		
6485	Principal-2013 Refunding	-	-	-	-	-	-	-	-	0.00%		
6488	Principal-2007 Refunding	-	-	-	-	-	-	-	-	0.00%		
6496	Principal - Series 2020A Refunding	-	-	-	-	-	-	-	-	0.00%		
Bond Payments Total		**440,000**	**450,000**	**-**	**-**	**450,000**	**-**	**-**	**-**	**0.00%**	**(450,000)**	**0%**
6420	Interest Expense	-	-	-	-	-	-	-	-	0.00%		
6441	Interest - 2019 Refunding	-	-	-	-	-	-	-	-	0.00%		
6443	Interest - Series 2020 Refunding	-	-	-	-	-	-	-	-	0.00%		
6445	Interest - Series 2020 Refunding D.	-	-	-	-	-	-	-	-	0.00%		
6447	Interest - Series 2020	-	-	-	-	-	-	-	-	0.00%		
6452	Interest - 2015 Series DA	-	-	-	-	-	-	-	-	0.00%		
6454	Interest - 2015 Refunding DA	-	-	-	-	-	-	-	-	0.00%		
6456	Interest - 2016 CC Revenue	130,317	118,745	-	-	118,745	**59,372**	**59,372**	-	0.00%		
6457	Interest-2011 Refunding	-	-	-	-	-	-	-	-	0.00%		
6461	Fiscal Agent Fees	-	-	-	-	-	-	-	-	0.00%		
6466	Interest - 2009 Refunding	-	-	-	-	-	-	-	-	0.00%		
6467	Interest 2007 Refunding	-	-	-	-	-	-	-	-	0.00%		
6471	Interest - 2010 Refunding	-	-	-	-	-	-	-	-	0.00%		
6472	Interest - 2011 Series DA	-	-	-	-	-	-	-	-	0.00%		
6473	Interest - 2011 Refunding	-	-	-	-	-	-	-	-	0.00%		
6474	Interest - 2009 Series DA	-	-	-	-	-	-	-	-	0.00%		
6476	Interest - 2005 Issue	-	-	-	-	-	-	-	-	0.00%		
6477	Interest - TWDB Bonds	-	-	-	-	-	-	-	-	0.00%		

Brushy Creek Municipal Utility District
Budget Workbook
Fiscal Year: **2022** **3/31/2022**

Fund: **General Fund** **March 31, 2022**

GL	GL Description	Prior Year Actuals	FY2022 Budget	FY2022 Board Contingency	FY2022 Budget Adjustments	FY2022 Budget Revised	YTD Actual	YTD Budget	YTD Variance $	YTD Variance %	Annual Budget Over / (Under) $	% Spent of Annual Budget
6478	Interest - 2013 Series DA	-	-	-	-	-	-	-	-	0.00%		
6479	Interest - 2008 Series DA	-	-	-	-	-	-	-	-	0.00%		
6486	Interest-2013 Refunding	-	-	-	-	-	-	-	-	0.00%		
6487	Interest-2012 Refunding	-	-	-	-	-	-	-	-	0.00%		
6489	Principal - Series 2021 Refunding D	-	-	-	-	-	-	-	-	0.00%		
6497	Interest - Series 2020A Refunding	-	-	-	-	-	-	-	-	0.00%		
6498	Interest - Series 2021 Refunding D.	-	-	-	-	-	-	-	-	0.00%		
Interest Payments Total		**130,317**	**118,745**	**-**	**-**	**118,745**	**59,372**	**59,372**	**-**	**0.00%**	**(59,373)**	**50%**
Bond Issuance Costs Total		**-**	**-**	**-**	**-**	**-**	**-**	**-**	**-**	**0.00%**	**-**	
7000	Board Contingency	-	420,876	(172,851)	-	248,025	-	**93,244**	**(93,244)**	**-100.00%**		
Contingency Total		**-**	**420,876**	**(172,851)**	**-**	**248,025**	**-**	**93,244**	**(93,244)**	**-100.00%**	**(248,025)**	**0%**
TOTAL EXPENDITURES/EXPENSES		**14,908,619**	**16,401,154**	**-**	**450,000**	**16,851,154**	**6,202,097**	**7,807,706**	**(1,605,609)**		**(10,649,057)**	**37%**
EXCESS (DEFICIENCY) OF REVENUES OVER (UNDER) EXPENDITURES/EXPENSES		**1,034,271**	**(369,645)**	**-**	**(450,000)**	**(819,645)**	**5,651,850**	**3,509,720**	**2,142,130**		**6,471,495**	**-690%**
OTHER FINANCING SOURCES (USES)												
4105	Sale of Surplus Assets Proceeds	-	-	-	-	-	-	-	-	0.00%		
4120	Bond Revenue	-	-	-	-	-	-	-	-	0.00%		
4121	Bond Premium Revenue	-	-	-	-	-	-	-	-	0.00%		
6423	Loss on Sale of Equipment	-	-	-	-	-	-	-	-	0.00%		
6482	Cost Center Transfer To	-	4,941,325	-	-	4,941,325	**1,447,671**	**2,168,363**	**(720,692)**	**-33.24%**		
6483	Cost Center Transfer From	-	(4,941,325)	-	-	(4,941,325)	**(1,447,671)**	**(2,168,363)**	**720,692**	**0.00%**		
6495	Pymt to Escrow Agent	-	-	-	-	-	-	-	-	0.00%		
9997	Committed Fund Balance	-	(150,000)	-	(450,000)	(600,000)	-	**(279,545)**	**279,545**	**0.00%**		
9998	Assigned Fund Balance	-	-	-	-	-	-	-	-	0.00%		
9999	Unassigned Fund Balance	-	(69,645)	-	-	(69,645)	-	**(34,824)**	**34,824**	**0.00%**		
TOTAL OTHER FINANCING SOURCES (USES)		**-**	**(219,645)**	**-**	**(450,000)**	**(669,645)**	**-**	**(314,369)**	**314,369**	**-**	**669,645**	**0%**
NET CHANGE IN FUND BALANCE		**1,034,271**	**(150,000)**	**-**	**-**	**(150,000)**	**5,651,850**	**3,824,089**	**1,827,761**		**5,801,850**	**-3768%**

Brushy Creek Municipal Utility District
Budget Workbook
Fiscal Year: **2022** **3/31/2022**

Fund: **Debt Service** **March 31, 2022**

GL	GL Description	Prior Year Actuals	FY2022 Budget	FY2022 Board Contingency	FY2022 Budget Adjustments	FY2022 Budget Revised	YTD Actual	YTD Budget	YTD Variance $	YTD Variance %	Annual Budget Over / (Under) $	% Spent of Annual Budget
REVENUES												
4101	Property Tax Income	3,144,134	2,928,200	-	-	2,928,200	**2,951,958**	**2,890,618**	**61,340**	**2.12%**		
4102	Delinquent Property Tax Income	11,899	3,000	-	-	3,000	**5,903**	**1,776**	**4,127**	**232.38%**		
4103	Defined Area Tax	855,944	807,520	-	-	807,520	**817,204**	**799,596**	**17,608**	**2.20%**		
4104	Defined Area Delinquent Taxes	835	500	-	-	500	**4,468**	**499**	**3,969**	**795.39%**		
Property Tax Revenue Total		**4,012,812**	**3,739,220**	**-**	**-**	**3,739,220**	**3,779,533**	**3,692,489**	**87,044**	**2.36%**	**40,313**	**101%**
Utility Revenue Total		**-**	**-**	**-**	**-**	**-**	**-**	**-**	**-**	**0.00%**	**-**	
Recreation Program Revenue		**-**	**-**	**-**	**-**	**-**	**-**	**-**	**-**	**0.00%**	**-**	
4110	Plan Review Income	-	-	-	-	-	**-**	**-**	**-**	**0.00%**		
4112	Inspection Fees	-	-	-	-	-	**-**	**-**	**-**	**0.00%**		
4130	Builders Fees	-	-	-	-	-	**-**	**-**	**-**	**0.00%**		
4401	Service Charges	-	-	-	-	-	**-**	**-**	**-**	**0.00%**		
4402	Donations	-	-	-	-	-	**-**	**-**	**-**	**0.00%**		
4403	Late Charges	-	-	-	-	-	**-**	**-**	**-**	**0.00%**		
4405	Interest Income	6,937	60,000	-	-	60,000	**3,927**	**30,000**	**(26,073)**	**-86.91%**		
4500	Other Income	-	-	-	-	-	**-**	**-**	**-**	**0.00%**		
4501	Rental Income	-	-	-	-	-	**-**	**-**	**-**	**0.00%**		
Investment & Other Revenue Total		**6,937**	**60,000**	**-**	**-**	**60,000**	**3,927**	**30,000**	**(26,073)**	**-86.91%**	**(56,073)**	**7%**
TOTAL REVENUES		**4,019,749**	**3,799,220**	**-**	**-**	**3,799,220**	**3,783,460**	**3,722,489**	**60,971**		**(15,760)**	**100%**
EXPENDITURES/EXPENSES												
Salaries Total		**-**	**-**	**-**	**-**	**-**	**-**	**-**	**-**	**0.00%**	**-**	
Benefits Total		**-**	**-**	**-**	**-**	**-**	**-**	**-**	**-**	**0.00%**	**-**	
Travel Total		**-**	**-**	**-**	**-**	**-**	**-**	**-**	**-**	**0.00%**	**-**	
6010	Contractual-Legal	-	-	-	-	-	**-**	**-**	**-**	**0.00%**		
6011	Contractual Legal - Open Records	-	-	-	-	-	**-**	**-**	**-**	**0.00%**		
6025	Contractual/Auditing	-	-	-	-	-	**-**	**-**	**-**	**0.00%**		
6030	Contractual/ Trainers- Instructors	-	-	-	-	-	**-**	**-**	**-**	**0.00%**		
6032	Contractual / 80-20 Programs	-	-	-	-	-	**-**	**-**	**-**	**0.00%**		
6040	Contractual/Network maint/dev.	-	-	-	-	-	**-**	**-**	**-**	**0.00%**		
6045	Contractual/Website	-	-	-	-	-	**-**	**-**	**-**	**0.00%**		
6050	Contractual/Publications Layou	-	-	-	-	-	**-**	**-**	**-**	**0.00%**		
6055	Security	-	-	-	-	-	**-**	**-**	**-**	**0.00%**		
6060	Appraisal Fees	64,653	68,690	-	-	68,690	**32,975**	**34,344**	**(1,369)**	**-3.99%**		
6065	Depository Contract	0	60	-	-	60	**-**	**30**	**(30)**	**-100.00%**		
6070	Maintenance Contracts	-	-	-	-	-	**-**	**-**	**-**	**0.00%**		

Brushy Creek Municipal Utility District
Budget Workbook
Fiscal Year: **2022** **3/31/2022**

Fund: **Debt Service** **March 31, 2022**

GL	GL Description	Prior Year Actuals	FY2022 Budget	FY2022 Board Contingency	FY2022 Budget Adjustments	FY2022 Budget Revised	YTD Actual	YTD Budget	YTD Variance $	YTD Variance %	Annual Budget Over / (Under) $	% Spent of Annual Budget
6078	Plumbing Inspections	-	-	-	-	-	-	-	-	0.00%		
6079	Engineering Fees	-	-	-	-	-	-	-	-	0.00%		
6080	Contractual/Contract Labor	-	-	-	-	-	-	-	-	0.00%		
6153	Water Purchases	-	-	-	-	-	-	-	-	0.00%		
6210	Rent Expense	-	-	-	-	-	-	-	-	0.00%		
6250	Solid Waste Service	-	-	-	-	-	-	-	-	0.00%		
6305	Utility Bill Expenses	-	-	-	-	-	-	-	-	0.00%		
6310	Fees/Dues/Subscription Expense	-	-	-	-	-	-	-	-	0.00%		
6311	TCEQ Regulatory Fees	-	-	-	-	-	-	-	-	0.00%		
6312	WW Capacity Charges	-	-	-	-	-	-	-	-	0.00%		
6315	Lab Fees	-	-	-	-	-	-	-	-	0.00%		
6321	Repair Projects	-	-	-	-	-	-	-	-	0.00%		
Contracted Services Total		**64,653**	**68,750**	**-**	**-**	**68,750**	**32,975**	**34,374**	**(1,399)**	**-4.07%**	**(35,775)**	**48%**
Maintenance, Repair & Facility Total		**-**	**-**	**-**	**-**	**-**	**-**	**-**	**-**	**0.00%**	**-**	
Equipment & Supplies Total		**-**	**-**	**-**	**-**	**-**	**-**	**-**	**-**	**0.00%**	**-**	
Utilities Total		**-**	**-**	**-**	**-**	**-**	**-**	**-**	**-**	**0.00%**	**-**	
Other Expenses Total		**-**	**-**	**-**	**-**	**-**	**-**	**-**	**-**	**0.00%**	**-**	
5901	Capital Expenditure - Nontax Fund	-	-	-	-	-	-	-	-	0.00%		
5902	Capital Expenditure - Tax Funded	-	-	-	-	-	-	-	-	0.00%		
Capital Outlay Total		**-**	**-**	**-**	**-**	**-**	**-**	**-**	**-**	**0.00%**	**-**	
6421	Debt Principal	-	-	-	-	-	-	-	-	0.00%		
6440	Principal - 2019 Refunding	1,535,000	1,585,000	-	-	1,585,000	-	-	-	0.00%		
6442	Principal - Series 2020 Refunding	150,000	835,000	-	-	835,000	-	-	-	0.00%		
6444	Principal - Series 2020 Refunding D	15,000	105,000	-	-	105,000	-	-	-	0.00%		
6446	Principal - Seires 2020	195,000	195,000	-	-	195,000	-	-	-	0.00%		
6451	Principal - 2015 Series DA	110,000	115,000	-	-	115,000	-	-	-	0.00%		
6453	Principal - 2015 Refunding DA	210,000	220,000	-	-	220,000	-	-	-	0.00%		
6455	Principal - 2016 CC Revenue	-	-	-	-	-	-	-	-	0.00%		
6459	Principal - 2009 Refunding	-	-	-	-	-	-	-	-	0.00%		
6460	Principal - 2005 Bond	-	-	-	-	-	-	-	-	0.00%		
6462	Principal-2011 Series DA	85,000	-	-	-	-	-	-	-	0.00%		
6463	Principal - 2013 Series DA	935,000	110,000	-	-	110,000	-	-	-	0.00%		
6464	Principal - 2009 Series DA	-	-	-	-	-	-	-	-	0.00%		
6465	Principal-2011 Refunding	-	-	-	-	-	-	-	-	0.00%		
6469	Principal - 2008 Series DA	-	-	-	-	-	-	-	-	0.00%		
6470	Principal - 2010 Refunding	-	-	-	-	-	-	-	-	0.00%		
6481	Principal-TWDB Bonds	-	-	-	-	-	-	-	-	0.00%		
6484	Principal-2012 Refunding	660,000	-	-	-	-	-	-	-	0.00%		

Brushy Creek Municipal Utility District
Budget Workbook
Fiscal Year: **2022** **3/31/2022**

Fund: **Debt Service** **March 31, 2022**

GL	GL Description	Prior Year Actuals	FY2022 Budget	FY2022 Board Contingency	FY2022 Budget Adjustments	FY2022 Budget Revised	YTD Actual	YTD Budget	YTD Variance $	YTD Variance %	Annual Budget Over / (Under) $	% Spent of Annual Budget
6485	Principal-2013 Refunding	-	-	-	-	-	-	-	-	0.00%		
6488	Principal-2007 Refunding	-	-	-	-	-	-	-	-	0.00%		
6496	Principal - Series 2020A Refunding	-	-	-	-	-	-	-	-	0.00%		
Bond Payments Total		**3,895,000**	**3,165,000**	**-**	**-**	**3,165,000**	**-**	**-**	**-**	**0.00%**	**(3,165,000)**	**0%**
6420	Interest Expense	-	-	-	-	-	-	-	-	0.00%		
6441	Interest - 2019 Refunding	217,150	171,100	-	-	171,100	85,550	85,550	-	0.00%		
6443	Interest - Series 2020 Refunding	269,903	257,400	-	-	257,400	128,700	128,700	-	0.00%		
6445	Interest - Series 2020 Refunding D/	46,008	42,020	-	-	42,020	21,009	21,010	(1)	0.00%		
6447	Interest - Series 2020	22,882	23,020	-	-	23,020	11,506	11,510	(4)	-0.03%		
6452	Interest - 2015 Series DA	102,456	99,160	-	-	99,160	49,578	49,580	(2)	0.00%		
6454	Interest - 2015 Refunding DA	103,800	97,500	-	-	97,500	48,750	48,750	-	0.00%		
6456	Interest - 2016 CC Revenue	-	-	-	-	-	-	-	-	0.00%		
6457	Interest-2011 Refunding	-	-	-	-	-	-	-	-	0.00%		
6461	Fiscal Agent Fees	13,325	16,000	-	-	16,000	-	8,000	(8,000)	-100.00%		
6466	Interest - 2009 Refunding	-	-	-	-	-	-	-	-	0.00%		
6467	Interest 2007 Refunding	-	-	-	-	-	-	-	-	0.00%		
6471	Interest - 2010 Refunding	-	-	-	-	-	-	-	-	0.00%		
6472	Interest - 2011 Series DA	3,400	-	-	-	-	-	-	-	0.00%		
6473	Interest - 2011 Refunding	-	-	-	-	-	-	-	-	0.00%		
6474	Interest - 2009 Series DA	-	-	-	-	-	-	-	-	0.00%		
6476	Interest - 2005 Issue	-	-	-	-	-	-	-	-	0.00%		
6477	Interest - TWDB Bonds	-	-	-	-	-	-	-	-	0.00%		
6478	Interest - 2013 Series DA	88,343	3,580	-	-	3,580	1,788	1,790	(2)	-0.11%		
6479	Interest - 2008 Series DA	-	-	-	-	-	-	-	-	0.00%		
6486	Interest-2013 Refunding	-	-	-	-	-	-	-	-	0.00%		
6487	Interest-2012 Refunding	19,800	-	-	-	-	-	-	-	0.00%		
6489	Principal - Series 2021 Refunding D	-	10,000	-	-	10,000	-	-	-	0.00%		
6497	Interest - Series 2020A Refunding	107,012	163,200	-	-	163,200	81,600	81,600	-	0.00%		
6498	Interest - Series 2021 Refunding D/	(2,645)	52,910	-	-	52,910	30,233	26,455	3,778	14.28%		
Interest Payments Total		**991,433**	**935,890**	**-**	**-**	**935,890**	**458,714**	**462,945**	**(4,231)**	**-0.91%**	**(477,176)**	**49%**
6480	Interfund Debt Forgiveness	-	-	-	-	-	-	-	-	0.00%		
6490	Bond Costs	33,837	-	-	-	-	-	-	-	0.00%		
6491	Bond Discount Costs	22,520	-	-	-	-	-	-	-	0.00%		
6492	Bond Issue Cost Advisory Fees	20,175	-	-	-	-	-	-	-	0.00%		
6493	Bond Issue Cost Counsel Fees	25,950	-	-	-	-	-	-	-	0.00%		
6494	Bond Issue Cost Misc	500	-	-	-	-	-	-	-	0.00%		
Bond Issuance Costs Total		**102,981**	**-**	**-**	**-**	**-**	**-**	**-**	**-**	**0.00%**	**-**	
Contingency Total		**-**	**-**	**-**	**-**	**-**	**-**	**-**	**-**	**0.00%**	**-**	

Brushy Creek Municipal Utility District
Budget Workbook
Fiscal Year: **2022** **3/31/2022**

Fund: **Debt Service** **March 31, 2022**

GL	GL Description	Prior Year Actuals	FY2022 Budget	FY2022 Board Contingency	FY2022 Budget Adjustments	FY2022 Budget Revised	YTD Actual	YTD Budget	YTD Variance $	YTD Variance %	Annual Budget Over / (Under) $	% Spent of Annual Budget
TOTAL EXPENDITURES/EXPENSES		**5,054,068**	**4,169,640**	**-**	**-**	**4,169,640**	**491,689**	**497,319**	**(5,630)**		**(3,677,951)**	**12%**
EXCESS (DEFICIENCY) OF REVENUES OVER (UNDER) EXPENDITURES/EXPENSES		**(1,034,319)**	**(370,420)**	**-**	**-**	**(370,420)**	**3,291,771**	**3,225,170**	**66,601**		**3,662,191**	**-889%**
OTHER FINANCING SOURCES (USES)												
4105	Sale of Surplus Assets Proceeds	-	-	-	-	-	-	-	-	**0.00%**		
4120	Bond Revenue	(1,850,000)	-	-	-	-	-	-	-	**0.00%**		
4121	Bond Premium Revenue	(62,484)	-	-	-	-	-	-	-	**0.00%**		
6423	Loss on Sale of Equipment	-	-	-	-	-	-	-	-	**0.00%**		
6482	Cost Center Transfer To	-	-	-	-	-	-	-	-	**0.00%**		
6483	Cost Center Transfer From	-	-	-	-	-	-	-	-	**0.00%**		
6495	Pymt to Escrow Agent	1,874,403	-	-	-	-	-	-	-	**0.00%**		
9997	Committed Fund Balance	-	-	-	-	-	-	-	-	**0.00%**		
9998	Assigned Fund Balance	-	-	-	-	-	-	-	-	**0.00%**		
9999	Unassigned Fund Balance	-	-	-	-	-	-	-	-	**0.00%**		
TOTAL OTHER FINANCING SOURCES (USES)		**(38,081)**	**-**	**-**	**-**	**-**	**-**	**-**	**-**	**-**	**-**	
NET CHANGE IN FUND BALANCE		**(996,238)**	**(370,420)**	**-**	**-**	**(370,420)**	**3,291,771**	**3,225,170**	**66,601**		**3,662,191**	**-889%**

Brushy Creek Municipal Utility District
Budget Workbook
Fiscal Year: **2022** **3/31/2022**

Fund: **Capital Projects** **March 31, 2022**

GL	GL Description	Prior Year Actuals	FY2022 Budget	FY2022 Board Contingency	FY2022 Budget Adjustments	FY2022 Budget Revised	YTD Actual	YTD Budget	YTD Variance $	YTD Variance %	Annual Budget Over / (Under) $	% Spent of Annual Budget
REVENUES												
Property Tax Revenue Total		-	-	-	-	-	-	-	-	0.00%	-	
4201	Water Service	-	-	-	-	-	-	-	-	0.00%		
4202	CRF - Water	2,095	2,000	-	-	2,000	2,095	1,002	1,093	109.08%		
4203	WW Service	-	-	-	-	-	-	-	-	0.00%		
4204	CRF - WW	1,804	1,000	-	-	1,000	1,804	498	1,306	262.25%		
4211	Water Connection	-	-	-	-	-	-	-	-	0.00%		
4213	WW Connections	-	-	-	-	-	-	-	-	0.00%		
4220	New Connection Fees	-	-	-	-	-	-	-	-	0.00%		
4230	Solid Waste Services	-	-	-	-	-	-	-	-	0.00%		
4240	Raw Water Sales	-	-	-	-	-	-	-	-	0.00%		
4245	Wholesale Water	-	-	-	-	-	-	-	-	0.00%		
4301	Regulatory Compliance Fee	-	-	-	-	-	-	-	-	0.00%		
Utility Revenue Total		3,899	3,000	-	-	3,000	3,899	1,500	2,399	159.93%	899	130%
Recreation Program Revenue		-	-	-	-	-	-	-	-	0.00%	-	
4110	Plan Review Income	-	-	-	-	-	-	-	-	0.00%		
4112	Inspection Fees	-	-	-	-	-	-	-	-	0.00%		
4130	Builders Fees	-	-	-	-	-	-	-	-	0.00%		
4401	Service Charges	-	-	-	-	-	-	-	-	0.00%		
4402	Donations	-	-	-	-	-	-	-	-	0.00%		
4403	Late Charges	-	-	-	-	-	-	-	-	0.00%		
4405	Interest Income	3,719	5,000	-	-	5,000	1,485	2,502	(1,017)	-40.65%		
4500	Other Income	-	-	-	-	-	-	-	-	0.00%		
4501	Rental Income	-	-	-	-	-	-	-	-	0.00%		
Investment & Other Revenue Total		3,719	5,000	-	-	5,000	1,485	2,502	(1,017)	-40.65%	(3,515)	30%
TOTAL REVENUES		7,618	8,000	-	-	8,000	5,384	4,002	1,382		(2,616)	67%
EXPENDITURES/EXPENSES												
Salaries Total		-	-	-	-	-	-	-	-	0.00%	-	
Benefits Total		-	-	-	-	-	-	-	-	0.00%	-	
Travel Total		-	-	-	-	-	-	-	-	0.00%	-	
Contracted Services Total		-	-	-	-	-	-	-	-	0.00%	-	
Maintenance, Repair & Facility Total		-	-	-	-	-	-	-	-	0.00%	-	
Equipment & Supplies Total		-	-	-	-	-	-	-	-	0.00%	-	
Utilities Total		-	-	-	-	-	-	-	-	0.00%	-	

Brushy Creek Municipal Utility District
Budget Workbook
Fiscal Year: **2022** **3/31/2022**

Fund: **Capital Projects** **March 31, 2022**

GL	GL Description	Prior Year Actuals	FY2022 Budget	FY2022 Board Contingency	FY2022 Budget Adjustments	FY2022 Budget Revised	YTD Actual	YTD Budget	YTD Variance $	YTD Variance %	Annual Budget Over / (Under) $	% Spent of Annual Budget
6220	Postage / Mailing / Shipping	-	-	-	-	-	-	-	-	0.00%		
6222	Express Mail/Parcel	-	-	-	-	-	-	-	-	0.00%		
6224	Shipping	-	-	-	-	-	-	-	-	0.00%		
6314	Professional Development Fees	-	-	-	-	-	-	-	-	0.00%		
6322	Printing Expense	-	-	-	-	-	-	-	-	0.00%		
6324	Advertising	270	-	-	-	-	-	-	-	0.00%		
6325	Recruiting Expense	-	-	-	-	-	-	-	-	0.00%		
6327	Program Meals	-	-	-	-	-	-	-	-	0.00%		
6401	Donations	-	-	-	-	-	-	-	-	0.00%		
6410	Taxes Expense	-	-	-	-	-	-	-	-	0.00%		
6416	Liability Insurance	-	-	-	-	-	-	-	-	0.00%		
6418	Other Insurance	-	-	-	-	-	-	-	-	0.00%		
6425	Bad Debt Expense	-	-	-	-	-	-	-	-	0.00%		
9000	Clearing Account	-	-	-	-	-	-	-	-	0.00%		
9001	PCard Clearing Account for AP	-	-	-	-	-	-	-	-	0.00%		
Other Expenses Total		**270**	**-**	**-**	**-**	**-**	**-**	**-**	**-**	**0.00%**	**-**	
5901	Capital Expenditure - Nontax Fund	0	-	-	-	-	-	-	-	0.00%		
5902	Capital Expenditure - Tax Funded	924,801	1,300,000	-	-	1,300,000	**542,071**	**649,998**	**(107,927)**	**-16.60%**		
Capital Outlay Total		**924,801**	**1,300,000**	**-**	**-**	**1,300,000**	**542,071**	**649,998**	**(107,927)**	**-16.60%**	**(757,929)**	**42%**
Bond Payments Total		**-**	**-**	**-**	**-**	**-**	**-**	**-**	**-**	**0.00%**	**-**	
Interest Payments Total		**-**	**-**	**-**	**-**	**-**	**-**	**-**	**-**	**0.00%**	**-**	
Bond Issuance Costs Total		**-**	**-**	**-**	**-**	**-**	**-**	**-**	**-**	**0.00%**	**-**	
Contingency Total		**-**	**-**	**-**	**-**	**-**	**-**	**-**	**-**	**0.00%**	**-**	
TOTAL EXPENDITURES/EXPENSES		**925,071**	**1,300,000**	**-**	**-**	**1,300,000**	**542,071**	**649,998**	**(107,927)**		**(757,929)**	**42%**
EXCESS (DEFICIENCY) OF REVENUES OVER (UNDER) EXPENDITURES/EXPENSES		**(917,453)**	**(1,292,000)**	**-**	**-**	**(1,292,000)**	**(536,687)**	**(645,996)**	**109,309**		**755,313**	**42%**
OTHER FINANCING SOURCES (USES)												
TOTAL OTHER FINANCING SOURCES (USES)		**-**	**-**	**-**	**-**	**-**	**-**	**-**	**-**	**-**	**-**	
NET CHANGE IN FUND BALANCE		**(917,453)**	**(1,292,000)**	**-**	**-**	**(1,292,000)**	**(536,687)**	**(645,996)**	**109,309**		**755,313**	**42%**

Brushy Creek Municipal Utility District
Budget Workbook
Fiscal Year: **2022** **3/31/2022**

Shared Services

GL	GL Description	Prior Year Actuals	FY2022 Budget	FY2022 Board Contingency	FY2022 Budget Adjustments	FY2022 Budget Revised	March 31, 2022 YTD Actual	YTD Budget	YTD Variance $	YTD Variance %	Annual Budget Over / (Under) $	% Spent of Annual Budget
REVENUES												
4101	Property Tax Income	7,186,589	7,614,600	-	-	7,614,600	**7,676,543**	**7,516,872**	**159,671**	**2.12%**		
4102	Delinquent Property Tax Income	23,771	20,000	-	-	20,000	**13,031**	**11,842**	**1,189**	**10.04%**		
4103	Defined Area Tax	-	-	-	-	-	**-**	**-**	**-**	**0.00%**		
4104	Defined Area Delinquent Taxes	-	-	-	-	-	**-**	**-**	**-**	**0.00%**		
Property Tax Revenue Total		**7,210,360**	**7,634,600**	**-**	**-**	**7,634,600**	**7,689,574**	**7,528,714**	**160,860**	**2.14%**	**54,974**	**101%**
4201	Water Service	-	-	-	-	-	**-**	**-**	**-**	**0.00%**		
4202	CRF - Water	-	-	-	-	-	**-**	**-**	**-**	**0.00%**		
4203	WW Service	-	-	-	-	-	**-**	**-**	**-**	**0.00%**		
4204	CRF - WW	-	-	-	-	-	**-**	**-**	**-**	**0.00%**		
4211	Water Connection	-	-	-	-	-	**-**	**-**	**-**	**0.00%**		
4213	WW Connections	-	-	-	-	-	**-**	**-**	**-**	**0.00%**		
4220	New Connection Fees	30	-	-	-	-	**30**	**-**	**30**	**0.00%**		
4230	Solid Waste Services	-	1,386,000	-	-	1,386,000	**698,645**	**693,000**	**5,645**	**0.81%**		
4240	Raw Water Sales	-	-	-	-	-	**-**	**-**	**-**	**0.00%**		
4245	Wholesale Water	-	-	-	-	-	**-**	**-**	**-**	**0.00%**		
4301	Regulatory Compliance Fee	-	-	-	-	-	**-**	**-**	**-**	**0.00%**		
Utility Revenue Total		**30**	**1,386,000**	**-**	**-**	**1,386,000**	**698,675**	**693,000**	**5,675**	**0.82%**	**(687,325)**	**50%**
4502	Promotional Materials	885	-	-	-	-	**282**	**-**	**282**	**0.00%**		
4504	Community Events Revenue	-	-	-	-	-	**-**	**-**	**-**	**0.00%**		
4505	Program Revenue Contract	-	-	-	-	-	**-**	**-**	**-**	**0.00%**		
4510	Programming Events Income	-	-	-	-	-	**-**	**-**	**-**	**0.00%**		
4512	Community Events Revenue	-	-	-	-	-	**-**	**-**	**-**	**0.00%**		
4515	Camp Income	-	-	-	-	-	**-**	**-**	**-**	**0.00%**		
4518	Memberships - Short Term	-	-	-	-	-	**-**	**-**	**-**	**0.00%**		
4519	New Memberships	-	-	-	-	-	**-**	**-**	**-**	**0.00%**		
4520	Memberships	-	-	-	-	-	**-**	**-**	**-**	**0.00%**		
4521	Season Passes	-	-	-	-	-	**-**	**-**	**-**	**0.00%**		
4522	Day Passes	-	-	-	-	-	**-**	**-**	**-**	**0.00%**		
4523	Fitness Revenue	-	-	-	-	-	**-**	**-**	**-**	**0.00%**		
4524	Senior Programs	-	-	-	-	-	**-**	**-**	**-**	**0.00%**		
4525	Child Programs / Child Play	-	-	-	-	-	**-**	**-**	**-**	**0.00%**		
Recreation Program Revenue		**885**	**-**	**-**	**-**	**-**	**282**	**-**	**282**	**0.00%**	**282**	**No Budget**
4110	Plan Review Income	-	-	-	-	-	**-**	**-**	**-**	**0.00%**		
4112	Inspection Fees	-	-	-	-	-	**-**	**-**	**-**	**0.00%**		
4130	Builders Fees	986	-	-	-	-	**1,015**	**-**	**1,015**	**0.00%**		
4401	Service Charges	32,340	30,000	-	-	30,000	**16,320**	**15,000**	**1,320**	**8.80%**		

Brushy Creek Municipal Utility District
Budget Workbook
Fiscal Year: **2022** **3/31/2022**

Shared Services

March 31, 2022

GL	GL Description	Prior Year Actuals	FY2022 Budget	FY2022 Board Contingency	FY2022 Budget Adjustments	FY2022 Budget Revised	YTD Actual	YTD Budget	YTD Variance $	YTD Variance %	Annual Budget Over / (Under) $	% Spent of Annual Budget
4402	Donations	-	-	-	-	-	-	-	-	0.00%		
4403	Late Charges	45,749	40,000	-	-	40,000	23,203	19,998	3,205	16.03%		
4405	Interest Income	80,144	85,000	-	-	85,000	88,719	42,498	46,221	108.76%		
4500	Other Income	10,859	20,000	-	-	20,000	3,298	10,002	(6,704)	-67.03%		
4501	Rental Income	106,396	100,000	-	-	100,000	51,714	49,998	1,716	3.43%		
Investment & Other Revenue Total		**276,473**	**275,000**	**-**	**-**	**275,000**	**184,269**	**137,496**	**46,773**	**34.02%**	**(90,731)**	**67%**
TOTAL REVENUES		**7,487,747**	**9,295,600**	**-**	**-**	**9,295,600**	**8,572,800**	**8,359,210**	**213,590**		**(722,800)**	**92%**
EXPENDITURES/EXPENSES												
5010	Salary	1,278,273	1,524,060	-	-	1,524,060	656,094	762,030	(105,936)	-13.90%		
5011	Merit Salary	-	-	-	-	-	-	-	-	0.00%		
5012	Overtime	19,083	35,000	-	-	35,000	5,889	17,496	(11,607)	-66.34%		
5014	Cell Phone Allowance	-	3,000	-	-	3,000	1,453	1,500	(47)	-3.13%		
6405	Longevity Awards	11,015	3,890	-	-	3,890	-	1,950	(1,950)	-100.00%		
Salaries Total		**1,308,370**	**1,565,950**	**-**	**-**	**1,565,950**	**663,436**	**782,976**	**(119,540)**	**-15.27%**	**(902,514)**	**42%**
5020	FICA / Medicare	97,052	119,790	-	-	119,790	48,763	59,898	(11,135)	-18.59%		
5030	Health	135,517	149,830	-	-	149,830	64,288	74,910	(10,622)	-14.18%		
5031	Vision Insurance	1,681	1,650	-	-	1,650	919	822	97	11.80%		
5032	Dental	8,493	8,900	-	-	8,900	4,378	4,446	(68)	-1.53%		
5034	Life	2,133	2,350	-	-	2,350	1,046	1,182	(136)	-11.51%		
5035	Disability Insurance	8,107	8,660	-	-	8,660	3,807	4,338	(531)	-12.24%		
5040	Workers Compensation	15,215	17,850	-	-	17,850	11,312	8,928	2,384	26.70%		
5050	Unemployment Insurance	10,020	8,440	-	-	8,440	2,648	4,230	(1,582)	-37.40%		
5065	Education Reimbursement	-	5,000	-	-	5,000	-	2,502	(2,502)	-100.00%		
5070	Retirement	82,186	123,960	-	-	123,960	49,438	61,992	(12,554)	-20.25%		
Benefits Total		**360,404**	**446,430**	**-**	**-**	**446,430**	**186,599**	**223,248**	**(36,649)**	**-16.42%**	**(259,831)**	**42%**
5201	Airfare	354	400	-	-	400	-	198	(198)	-100.00%		
5202	Lodging	357	3,575	-	-	3,575	-	1,782	(1,782)	-100.00%		
5203	Lodging Tax	48	60	-	-	60	-	30	(30)	-100.00%		
5204	Cab Fare / local transportation	284	300	-	-	300	-	150	(150)	-100.00%		
5205	Parking	-	100	-	-	100	-	48	(48)	-100.00%		
5206	Travel Meals	220	1,065	-	-	1,065	-	534	(534)	-100.00%		
5207	Mileage	722	3,600	-	-	3,600	382	1,800	(1,418)	-78.78%		
Travel Total		**1,985**	**9,100**	**-**	**-**	**9,100**	**382**	**4,542**	**(4,160)**	**-91.59%**	**(8,718)**	**4%**
6010	Contractual-Legal	169,912	245,000	-	-	245,000	85,885	122,496	(36,611)	-29.89%		

Brushy Creek Municipal Utility District
Budget Workbook
Fiscal Year: **2022** **3/31/2022**

Shared Services

March 31, 2022

GL	GL Description	Prior Year Actuals	FY2022 Budget	FY2022 Board Contingency	FY2022 Budget Adjustments	FY2022 Budget Revised	YTD Actual	YTD Budget	YTD Variance $	YTD Variance %	Annual Budget Over / (Under) $	% Spent of Annual Budget
6011	Contractual Legal - Open Records	-	-	-	-	-	-	-	-	0.00%		
6025	Contractual/Auditing	41,000	71,000	-	-	71,000	34,750	35,502	(752)	-2.12%		
6030	Contractual/ Trainers- Instructors	-	-	-	-	-	-	-	-	0.00%		
6032	Contractual / 80-20 Programs	-	-	-	-	-	-	-	-	0.00%		
6040	Contractual/Network maint/dev.	91,637	136,300	-	-	136,300	53,231	68,148	(14,917)	-21.89%		
6045	Contractual/Website	2,100	2,100	-	-	2,100	2,100	1,050	1,050	100.00%		
6050	Contractual/Publications Layou	-	-	-	-	-	-	-	-	0.00%		
6055	Security	139,242	140,000	-	-	140,000	53,957	70,002	(16,045)	-22.92%		
6060	Appraisal Fees	-	-	-	-	-	-	-	-	0.00%		
6065	Depository Contract	93,535	104,000	-	-	104,000	47,709	52,002	(4,293)	-8.26%		
6070	Maintenance Contracts	33,969	64,845	-	-	64,845	42,016	32,430	9,586	29.56%		
6078	Plumbing Inspections	-	-	-	-	-	-	-	-	0.00%		
6079	Engineering Fees	-	-	-	-	-	-	-	-	0.00%		
6080	Contractual/Contract Labor	103,193	66,840	-	-	66,840	115,763	33,420	82,343	246.39%		
6153	Water Purchases	-	-	-	-	-	-	-	-	0.00%		
6210	Rent Expense	3,947	1,800	-	-	1,800	851	900	(49)	-5.44%		
6250	Solid Waste Service	-	1,193,920	-	-	1,193,920	587,103	596,958	(9,855)	-1.65%		
6305	Utility Bill Expenses	1,918	20,000	-	-	20,000	5,381	10,002	(4,621)	-46.20%		
6310	Fees/Dues/Subscription Expense	10,285	26,810	-	-	26,810	13,083	13,404	(321)	-2.39%		
6311	TCEQ Regulatory Fees	-	-	-	-	-	-	-	-	0.00%		
6312	WW Capacity Charges	-	-	-	-	-	-	-	-	0.00%		
6315	Lab Fees	-	-	-	-	-	-	-	-	0.00%		
6321	Repair Projects	-	-	-	-	-	-	-	-	0.00%		
Contracted Services Total		**690,736**	**2,072,615**	**-**	**-**	**2,072,615**	**1,041,829**	**1,036,314**	**5,515**	**0.53%**	**(1,030,786)**	**50%**
6212	Building Maintenance	-	-	-	-	-	-	-	-	0.00%		
6213	District Vehicle Repairs	-	2,980	-	-	2,980	3,234	1,488	1,746	117.34%		
6215	Facility Rent Expense	5,307	5,000	-	-	5,000	2,645	2,502	143	5.72%		
6216	Equipment Rent Expense	8,290	8,250	-	-	8,250	6,466	4,128	2,338	56.64%		
6320	Repair/Mtc/Warranty Expense	(34)	18,450	-	-	18,450	269	9,228	(8,959)	-97.08%		
Maintenance, Repair & Facility Total		**13,563**	**34,680**	**-**	**-**	**34,680**	**12,614**	**17,346**	**(4,732)**	**-27.28%**	**(22,066)**	**36%**
6105	Equipment	2,885	11,225	-	-	11,225	3,013	5,610	(2,597)	-46.29%		
6110	General Office Supplies	2,586	6,100	-	-	6,100	1,053	3,054	(2,001)	-65.52%		
6115	Materials & Supplies	5,954	10,200	-	-	10,200	3,344	5,094	(1,750)	-34.35%		
6120	Chemicals	-	-	-	-	-	-	-	-	0.00%		
6121	Lab Supplies	-	-	-	-	-	-	-	-	0.00%		
6122	Uniforms	564	700	-	-	700	197	348	(151)	-43.39%		
6124	Fuel / Oil	6,952	8,000	-	-	8,000	2,903	4,002	(1,099)	-27.46%		
6130	Furniture	1,494	-	-	-	-	274	-	274	0.00%		

Brushy Creek Municipal Utility District
Budget Workbook
Fiscal Year: **2022** **3/31/2022**

Shared Services **March 31, 2022**

GL	GL Description	Prior Year Actuals	FY2022 Budget	FY2022 Board Contingency	FY2022 Budget Adjustments	FY2022 Budget Revised	YTD Actual	YTD Budget	YTD Variance $	YTD Variance %	Annual Budget Over / (Under) $	% Spent of Annual Budget
6135	Major Equipment	-	1,300	-	-	1,300	2,000	648	1,352	208.64%		
6140	Computer Supplies	6,892	2,970	-	-	2,970	2,410	1,488	922	61.96%		
6145	Software	37,926	67,240	-	-	67,240	19,068	33,618	(14,550)	-43.28%		
6148	Copier/Laser Printer Supplies	6,212	7,770	-	-	7,770	2,541	3,888	(1,347)	-34.65%		
6150	Business Meals	4,950	8,000	-	-	8,000	2,181	4,002	(1,821)	-45.50%		
6154	Water Meters	-	-	-	-	-	-	-	-	0.00%		
6155	Building Materials	-	-	-	-	-	-	-	-	0.00%		
6156	Pipes and Components	-	-	-	-	-	-	-	-	0.00%		
6160	Training Materials	1,380	-	-	-	-	165	-	165	0.00%		
6180	T-Shirts/Pins/Etc.	1,554	9,800	-	-	9,800	278	4,902	(4,624)	-94.33%		
Equipment & Supplies Total		**79,349**	**133,305**	**-**	**-**	**133,305**	**39,427**	**66,654**	**(27,227)**	**-40.85%**	**(93,878)**	**30%**
6300	Phone / Cable / Cell / Connectivity	26,597	25,560	-	-	25,560	15,386	12,780	2,606	20.39%		
6304	Pager / Cell Phone	2,423	2,500	-	-	2,500	76	1,248	(1,172)	-93.91%		
6400	Utilities Expense	6,936	6,800	-	-	6,800	2,493	3,402	(909)	-26.72%		
6430	Streetlights	131,149	131,000	-	-	131,000	69,332	65,502	3,830	5.85%		
Utilities Total		**167,105**	**165,860**	**-**	**-**	**165,860**	**87,287**	**82,932**	**4,355**	**5.25%**	**(78,573)**	**53%**
6220	Postage / Mailing / Shipping	5,517	41,600	-	-	41,600	14,675	20,802	(6,127)	-29.45%		
6222	Express Mail/Parcel	63	500	-	-	500	-	252	(252)	-100.00%		
6224	Shipping	65	-	-	-	-	27	-	27	0.00%		
6314	Professional Development Fees	2,432	23,850	-	-	23,850	1,489	11,922	(10,433)	-87.51%		
6322	Printing Expense	1,426	4,120	-	-	4,120	1,438	2,064	(626)	-30.33%		
6324	Advertising	1,935	1,950	-	-	1,950	-	972	(972)	-100.00%		
6325	Recruiting Expense	798	15,000	-	-	15,000	3,691	7,500	(3,809)	-50.79%		
6327	Program Meals	4,611	17,600	-	-	17,600	5,928	8,802	(2,874)	-32.65%		
6401	Donations	-	-	-	-	-	-	-	-	0.00%		
6410	Taxes Expense	-	-	-	-	-	-	-	-	0.00%		
6416	Liability Insurance	94,763	107,950	-	-	107,950	79,790	53,976	25,814	47.82%		
6418	Other Insurance	-	-	-	-	-	-	-	-	0.00%		
6425	Bad Debt Expense	1,424	1,000	-	-	1,000	936	498	438	87.95%		
9000	Clearing Account	-	-	-	-	-	-	-	-	0.00%		
9001	PCard Clearing Account for AP	-	-	-	-	-	-	-	-	0.00%		
Other Expenses Total		**113,034**	**213,570**	**-**	**-**	**213,570**	**107,974**	**106,788**	**1,186**	**1.11%**	**(105,596)**	**51%**
5901	Capital Expenditure - Nontax Fund	-	-	34,000	-	34,000	-	34,000	(34,000)	-100.00%		
5902	Capital Expenditure - Tax Funded	25,651	137,119	-	-	137,119	43,373	68,562	(25,189)	-36.74%		
Capital Outlay Total		**25,651**	**137,119**	**34,000**	**-**	**171,119**	**43,373**	**102,562**	**(59,189)**	**-57.71%**	**(127,746)**	**25%**
Bond Payments Total		**-**	**-**	**-**	**-**	**-**	**-**	**-**	**-**	**0.00%**	**-**	
Interest Payments Total		**-**	**-**	**-**	**-**	**-**	**-**	**-**	**-**	**0.00%**	**-**	

Brushy Creek Municipal Utility District
Budget Workbook
Fiscal Year: **2022** **3/31/2022**

Shared Services

GL	GL Description	Prior Year Actuals	FY2022 Budget	FY2022 Board Contingency	FY2022 Budget Adjustments	FY2022 Budget Revised	March 31, 2022 YTD Actual	YTD Budget	YTD Variance $	YTD Variance %	Annual Budget Over / (Under) $	% Spent of Annual Budget
Bond Issuance Costs Total		-	-	-	-	-	-	-	-	0.00%	-	
7000	Board Contingency	-	420,876	(172,851)	-	248,025	-	93,244	(93,244)	-100.00%		
Contingency Total		-	420,876	(172,851)	-	248,025	-	93,244	(93,244)	-100.00%	(248,025)	0%
TOTAL EXPENDITURES/EXPENSES		2,760,196	5,199,505	(138,851)	-	5,060,654	2,182,921	2,516,606	(333,685)		(2,877,733)	43%
EXCESS (DEFICIENCY) OF REVENUES OVER (UNDER) EXPENDITURES/EXPENSES		4,727,551	4,096,095	138,851	-	4,234,946	6,389,879	5,842,604	547,275		2,154,933	151%
OTHER FINANCING SOURCES (USES)												
4105	Sale of Surplus Assets Proceeds	-	-	-	-	-	-	-	-	0.00%		
4120	Bond Revenue	-	-	-	-	-	-	-	-	0.00%		
4121	Bond Premium Revenue	-	-	-	-	-	-	-	-	0.00%		
6423	Loss on Sale of Equipment	-	-	-	-	-	-	-	-	0.00%		
6482	Cost Center Transfer To	-	1,832,695	-	-	1,832,695	-	830,672	(830,672)	-100.00%		
6483	Cost Center Transfer From	-	-	-	-	-	-	-	-	0.00%		
6495	Pymt to Escrow Agent	-	-	-	-	-	-	-	-	0.00%		
9997	Committed Fund Balance	-	(150,000)	-	(450,000)	(600,000)	-	(279,545)	279,545	0.00%		
9998	Assigned Fund Balance	-	-	-	-	-	-	-	-	0.00%		
9999	Unassigned Fund Balance	-	(69,645)	-	-	(69,645)	-	(34,824)	34,824	0.00%		
TOTAL OTHER FINANCING SOURCES (USES)		-	1,613,050	-	(450,000)	1,163,050	-	516,303	(516,303)		(1,163,050)	0%
NET CHANGE IN FUND BALANCE		4,727,551	2,483,046	138,851	450,000	3,071,897	6,389,879	5,326,301	1,063,578		3,317,983	208%

Brushy Creek Municipal Utility District
Budget Workbook
Fiscal Year: **2022** **3/31/2022**

Cost Center **Executive** 110 **March 31, 2022**

GL	GL Description	Prior Year Actuals	FY2022 Budget	FY2022 Board Contingency	FY2022 Budget Adjustments	FY2022 Budget Revised	YTD Actual	YTD Budget	YTD Variance $	YTD Variance %	Annual Budget Over / (Under) $	% Spent of Annual Budget
REVENUES												
Property Tax Revenue Total		-	-	-	-	-	-	-	-	0.00%	-	
Utility Revenue Total		-	-	-	-	-	-	-	-	0.00%	-	
Recreation Program Revenue		-	-	-	-	-	-	-	-	0.00%	-	
Investment & Other Revenue Total		-	-	-	-	-	-	-	-	0.00%	-	
TOTAL REVENUES		-	-	-	-	-	-	-	-		-	
EXPENDITURES/EXPENSES												
5010	Salary	34,050	36,000	-	-	36,000	15,300	18,000	(2,700)	-15.00%		
5011	Merit Salary	-	-	-	-	-	-	-	-	0.00%		
5012	Overtime	-	-	-	-	-	-	-	-	0.00%		
5014	Cell Phone Allowance	-	-	-	-	-	-	-	-	0.00%		
6405	Longevity Awards	11,015	-	-	-	-	-	-	-	0.00%		
Salaries Total		**45,065**	**36,000**	**-**	**-**	**36,000**	**15,300**	**18,000**	**(2,700)**	**-15.00%**	**(20,700)**	**43%**
5020	FICA / Medicare	2,582	2,750	-	-	2,750	1,170	1,374	(204)	-14.85%		
5030	Health	-	-	-	-	-	-	-	-	0.00%		
5031	Vision Insurance	-	-	-	-	-	-	-	-	0.00%		
5032	Dental	-	-	-	-	-	-	-	-	0.00%		
5034	Life	-	-	-	-	-	-	-	-	0.00%		
5035	Disability Insurance	-	-	-	-	-	-	-	-	0.00%		
5040	Workers Compensation	420	430	-	-	430	273	216	57	26.39%		
5050	Unemployment Insurance	447	1,010	-	-	1,010	470	504	(34)	-6.75%		
5065	Education Reimbursement	-	-	-	-	-	-	-	-	0.00%		
5070	Retirement	-	-	-	-	-	-	-	-	0.00%		
Benefits Total		**3,449**	**4,190**	**-**	**-**	**4,190**	**1,913**	**2,094**	**(181)**	**-8.64%**	**(2,277)**	**46%**
5201	Airfare	-	-	-	-	-	-	-	-	0.00%		
5202	Lodging	-	1,500	-	-	1,500	-	750	(750)	-100.00%		
5203	Lodging Tax	-	-	-	-	-	-	-	-	0.00%		
5204	Cab Fare / local transportation	-	-	-	-	-	-	-	-	0.00%		
5205	Parking	-	100	-	-	100	-	48	(48)	-100.00%		
5206	Travel Meals	-	240	-	-	240	-	120	(120)	-100.00%		
5207	Mileage	-	500	-	-	500	-	252	(252)	-100.00%		
Travel Total		**-**	**2,340**	**-**	**-**	**2,340**	**-**	**1,170**	**(1,170)**	**-100.00%**	**(2,340)**	**0%**
6010	Contractual-Legal	169,412	220,000	-	-	220,000	75,810	109,998	(34,188)	-31.08%		
6011	Contractual Legal - Open Records	-	-	-	-	-	-	-	-	0.00%		

Brushy Creek Municipal Utility District
Budget Workbook
Fiscal Year: **2022** **3/31/2022**

Cost Center **Executive** 110

March 31, 2022

GL	GL Description	Prior Year Actuals	FY2022 Budget	FY2022 Board Contingency	FY2022 Budget Adjustments	FY2022 Budget Revised	YTD Actual	YTD Budget	YTD Variance $	YTD Variance %	Annual Budget Over / (Under) $	% Spent of Annual Budget
6025	Contractual/Auditing	39,500	-	-	-	-	-	-	-	0.00%		
6030	Contractual/ Trainers- Instructors	-	-	-	-	-	-	-	-	0.00%		
6032	Contractual / 80-20 Programs	-	-	-	-	-	-	-	-	0.00%		
6040	Contractual/Network maint/dev.	-	-	-	-	-	-	-	-	0.00%		
6045	Contractual/Website	-	-	-	-	-	-	-	-	0.00%		
6050	Contractual/Publications Layou	-	-	-	-	-	-	-	-	0.00%		
6055	Security	139,242	-	-	-	-	-	-	-	0.00%		
6060	Appraisal Fees	-	-	-	-	-	-	-	-	0.00%		
6065	Depository Contract	-	-	-	-	-	-	-	-	0.00%		
6070	Maintenance Contracts	-	5,000	-	-	5,000	4,431	2,502	1,929	77.10%		
6078	Plumbing Inspections	-	-	-	-	-	-	-	-	0.00%		
6079	Engineering Fees	-	-	-	-	-	-	-	-	0.00%		
6080	Contractual/Contract Labor	35,415	20,000	-	-	20,000	-	10,002	(10,002)	-100.00%		
6153	Water Purchases	-	-	-	-	-	-	-	-	0.00%		
6210	Rent Expense	-	-	-	-	-	-	-	-	0.00%		
6250	Solid Waste Service	-	-	-	-	-	-	-	-	0.00%		
6305	Utility Bill Expenses	-	-	-	-	-	-	-	-	0.00%		
6310	Fees/Dues/Subscription Expense	1,305	1,835	-	-	1,835	930	918	12	1.31%		
6311	TCEQ Regulatory Fees	-	-	-	-	-	-	-	-	0.00%		
6312	WW Capacity Charges	-	-	-	-	-	-	-	-	0.00%		
6315	Lab Fees	-	-	-	-	-	-	-	-	0.00%		
6321	Repair Projects	-	-	-	-	-	-	-	-	0.00%		
Contracted Services Total		**384,873**	**246,835**	**-**	**-**	**246,835**	**81,171**	**123,420**	**(42,249)**	**-34.23%**	**(165,664)**	**33%**
Maintenance, Repair & Facility Total		**-**	**-**	**-**	**-**	**-**	**-**	**-**	**-**	**0.00%**	**-**	
6105	Equipment	500	-	-	-	-	-	-	-	0.00%		
6110	General Office Supplies	31	500	-	-	500	-	252	(252)	-100.00%		
6115	Materials & Supplies	549	2,500	-	-	2,500	454	1,248	(794)	-63.62%		
6120	Chemicals	-	-	-	-	-	-	-	-	0.00%		
6121	Lab Supplies	-	-	-	-	-	-	-	-	0.00%		
6122	Uniforms	-	-	-	-	-	-	-	-	0.00%		
6124	Fuel / Oil	-	-	-	-	-	-	-	-	0.00%		
6130	Furniture	599	-	-	-	-	(15)	-	(15)	0.00%		
6135	Major Equipment	-	-	-	-	-	-	-	-	0.00%		
6140	Computer Supplies	129	-	-	-	-	-	-	-	0.00%		
6145	Software	4,302	1,500	-	-	1,500	-	750	(750)	-100.00%		
6148	Copier/Laser Printer Supplies	48	1,000	-	-	1,000	-	498	(498)	-100.00%		
6150	Business Meals	4,950	8,000	-	-	8,000	2,181	4,002	(1,821)	-45.50%		
6154	Water Meters	-	-	-	-	-	-	-	-	0.00%		

Brushy Creek Municipal Utility District
Budget Workbook
Fiscal Year: **2022** **3/31/2022**

Cost Center **Executive** 110 **March 31, 2022**

GL	GL Description	Prior Year Actuals	FY2022 Budget	FY2022 Board Contingency	FY2022 Budget Adjustments	FY2022 Budget Revised	YTD Actual	YTD Budget	YTD Variance $	YTD Variance %	Annual Budget Over / (Under) $	% Spent of Annual Budget
6155	Building Materials	-	-	-	-	-	-	-	-	0.00%		
6156	Pipes and Components	-	-	-	-	-	-	-	-	0.00%		
6160	Training Materials	-	-	-	-	-	-	-	-	0.00%		
6180	T-Shirts/Pins/Etc.	-	9,300	-	-	9,300	-	4,650	(4,650)	-100.00%		
Equipment & Supplies Total		**11,108**	**22,800**	**-**	**-**	**22,800**	**2,620**	**11,400**	**(8,780)**	**-77.02%**	**(20,180)**	**11%**
Utilities Total		**-**	**-**	**-**	**-**	**-**	**-**	**-**	**-**	**0.00%**	**-**	
6220	Postage / Mailing / Shipping	-	-	-	-	-	**4**	**-**	**4**	**0.00%**		
6222	Express Mail/Parcel	-	-	-	-	-	**-**	**-**	**-**	**0.00%**		
6224	Shipping	-	-	-	-	-	**-**	**-**	**-**	**0.00%**		
6314	Professional Development Fees	400	2,500	-	-	2,500	**-**	**1,248**	**(1,248)**	**-100.00%**		
6322	Printing Expense	585	3,500	-	-	3,500	**1,390**	**1,752**	**(362)**	**-20.66%**		
6324	Advertising	168	350	-	-	350	**-**	**174**	**(174)**	**-100.00%**		
6325	Recruiting Expense	-	-	-	-	-	**1,496**	**-**	**1,496**	**0.00%**		
6327	Program Meals	4,585	5,000	-	-	5,000	**1,350**	**2,502**	**(1,152)**	**-46.04%**		
6401	Donations	-	-	-	-	-	**-**	**-**	**-**	**0.00%**		
6410	Taxes Expense	-	-	-	-	-	**-**	**-**	**-**	**0.00%**		
6416	Liability Insurance	200	250	-	-	250	**188**	**126**	**62**	**49.21%**		
6418	Other Insurance	-	-	-	-	-	**-**	**-**	**-**	**0.00%**		
6425	Bad Debt Expense	-	-	-	-	-	**-**	**-**	**-**	**0.00%**		
9000	Clearing Account	-	-	-	-	-	**-**	**-**	**-**	**0.00%**		
9001	PCard Clearing Account for AP	-	-	-	-	-	**-**	**-**	**-**	**0.00%**		
Other Expenses Total		**5,938**	**11,600**	**-**	**-**	**11,600**	**4,428**	**5,802**	**(1,374)**	**-23.68%**	**(7,172)**	**38%**
Capital Outlay Total		**-**	**-**	**-**	**-**	**-**	**-**	**-**	**-**	**0.00%**	**-**	
Bond Payments Total		**-**	**-**	**-**	**-**	**-**	**-**	**-**	**-**	**0.00%**	**-**	
Interest Payments Total		**-**	**-**	**-**	**-**	**-**	**-**	**-**	**-**	**0.00%**	**-**	
Bond Issuance Costs Total		**-**	**-**	**-**	**-**	**-**	**-**	**-**	**-**	**0.00%**	**-**	
7000	Board Contingency	-	420,876	(172,851)	-	248,025	**-**	**93,244**	**(93,244)**	**-100.00%**		
Contingency Total		**-**	**420,876**	**(172,851)**	**-**	**248,025**	**-**	**93,244**	**(93,244)**	**-100.00%**	**(248,025)**	**0%**
TOTAL EXPENDITURES/EXPENSES		**450,433**	**744,641**	**(172,851)**	**-**	**571,790**	**105,432**	**255,130**	**(149,698)**		**(466,358)**	**18%**
EXCESS (DEFICIENCY) OF REVENUES OVER (UNDER) EXPENDITURES/EXPENSES		**(450,433)**	**(744,641)**	**172,851**	**-**	**(571,790)**	**(105,432)**	**(255,130)**	**149,698**		**466,358**	**18%**
OTHER FINANCING SOURCES (USES)												
TOTAL OTHER FINANCING SOURCES (USES)		**-**	**-**	**-**	**-**	**-**	**-**	**-**	**-**		**-**	
NET CHANGE IN FUND BALANCE		**(450,433)**	**(744,641)**	**172,851**	**-**	**(571,790)**	**(105,432)**	**(255,130)**	**149,698**		**466,358**	

Brushy Creek Municipal Utility District
Budget Workbook
Fiscal Year: **2022** **3/31/2022**

Cost Center **Administration** 120 **March 31, 2022**

GL	GL Description	Prior Year Actuals	FY2022 Budget	FY2022 Board Contingency	FY2022 Budget Adjustments	FY2022 Budget Revised	YTD Actual	YTD Budget	YTD Variance $	YTD Variance %	Annual Budget Over / (Under) $	% Spent of Annual Budget
REVENUES												
4101	Property Tax Income	7,186,589	7,614,600	-	-	7,614,600	**7,676,543**	**7,516,872**	**159,671**	**2.12%**		
4102	Delinquent Property Tax Income	23,771	20,000	-	-	20,000	**13,031**	**11,842**	**1,189**	**10.04%**		
4103	Defined Area Tax	-	-	-	-	-	**-**	**-**	**-**	**0.00%**		
4104	Defined Area Delinquent Taxes	-	-	-	-	-	**-**	**-**	**-**	**0.00%**		
Property Tax Revenue Total		**7,210,360**	**7,634,600**	**-**	**-**	**7,634,600**	**7,689,574**	**7,528,714**	**160,860**	**2.14%**	**54,974**	**101%**
4201	Water Service	-	-	-	-	-	**-**	**-**	**-**	**0.00%**		
4202	CRF - Water	-	-	-	-	-	**-**	**-**	**-**	**0.00%**		
4203	WW Service	-	-	-	-	-	**-**	**-**	**-**	**0.00%**		
4204	CRF - WW	-	-	-	-	-	**-**	**-**	**-**	**0.00%**		
4211	Water Connection	-	-	-	-	-	**-**	**-**	**-**	**0.00%**		
4213	WW Connections	-	-	-	-	-	**-**	**-**	**-**	**0.00%**		
4220	New Connection Fees	30	-	-	-	-	**30**	**-**	**30**	**0.00%**		
4230	Solid Waste Services	-	-	-	-	-	**-**	**-**	**-**	**0.00%**		
4240	Raw Water Sales	-	-	-	-	-	**-**	**-**	**-**	**0.00%**		
4245	Wholesale Water	-	-	-	-	-	**-**	**-**	**-**	**0.00%**		
4301	Regulatory Compliance Fee	-	-	-	-	-	**-**	**-**	**-**	**0.00%**		
Utility Revenue Total		**30**	**-**	**-**	**-**	**-**	**30**	**-**	**30**	**0.00%**	**30**	**No Budget**
4502	Promotional Materials	885	-	-	-	-	**282**	**-**	**282**	**0.00%**		
4504	Community Events Revenue	-	-	-	-	-	**-**	**-**	**-**	**0.00%**		
4505	Program Revenue Contract	-	-	-	-	-	**-**	**-**	**-**	**0.00%**		
4510	Programming Events Income	-	-	-	-	-	**-**	**-**	**-**	**0.00%**		
4512	Community Events Revenue	-	-	-	-	-	**-**	**-**	**-**	**0.00%**		
4515	Camp Income	-	-	-	-	-	**-**	**-**	**-**	**0.00%**		
4518	Memberships - Short Term	-	-	-	-	-	**-**	**-**	**-**	**0.00%**		
4519	New Memberships	-	-	-	-	-	**-**	**-**	**-**	**0.00%**		
4520	Memberships	-	-	-	-	-	**-**	**-**	**-**	**0.00%**		
4521	Season Passes	-	-	-	-	-	**-**	**-**	**-**	**0.00%**		
4522	Day Passes	-	-	-	-	-	**-**	**-**	**-**	**0.00%**		
4523	Fitness Revenue	-	-	-	-	-	**-**	**-**	**-**	**0.00%**		
4524	Senior Programs	-	-	-	-	-	**-**	**-**	**-**	**0.00%**		
4525	Child Programs / Child Play	-	-	-	-	-	**-**	**-**	**-**	**0.00%**		
Recreation Program Revenue		**885**	**-**	**-**	**-**	**-**	**282**	**-**	**282**	**0.00%**	**282**	**No Budget**
4110	Plan Review Income	-	-	-	-	-	**-**	**-**	**-**	**0.00%**		
4112	Inspection Fees	-	-	-	-	-	**-**	**-**	**-**	**0.00%**		
4130	Builders Fees	-	-	-	-	-	**-**	**-**	**-**	**0.00%**		
4401	Service Charges	32,340	30,000	-	-	30,000	**16,320**	**15,000**	**1,320**	**8.80%**		

Brushy Creek Municipal Utility District
Budget Workbook
Fiscal Year: **2022** **3/31/2022**

Cost Center **Administration** 120 **March 31, 2022**

GL	GL Description	Prior Year Actuals	FY2022 Budget	FY2022 Board Contingency	FY2022 Budget Adjustments	FY2022 Budget Revised	YTD Actual	YTD Budget	YTD Variance $	YTD Variance %	Annual Budget Over / (Under) $	% Spent of Annual Budget
4402	Donations	-	-	-	-	-	-	-	-	0.00%		
4403	Late Charges	45,749	40,000	-	-	40,000	23,203	19,998	3,205	16.03%		
4405	Interest Income	79,297	85,000	-	-	85,000	52,788	42,498	10,290	24.21%		
4500	Other Income	10,859	20,000	-	-	20,000	3,298	10,002	(6,704)	-67.03%		
4501	Rental Income	106,396	100,000	-	-	100,000	51,714	49,998	1,716	3.43%		
Investment & Other Revenue Total		**274,640**	**275,000**	**-**	**-**	**275,000**	**147,323**	**137,496**	**9,827**	**7.15%**	**(127,677)**	**54%**
TOTAL REVENUES		**7,485,915**	**7,909,600**	**-**	**-**	**7,909,600**	**7,837,209**	**7,666,210**	**170,999**		**(72,391)**	**99%**
EXPENDITURES/EXPENSES												
5010	Salary	1,063,318	497,990	-	-	497,990	231,481	248,994	(17,513)	-7.03%		
5011	Merit Salary	-	-	-	-	-	-	-	-	0.00%		
5012	Overtime	14,934	15,000	-	-	15,000	1,888	7,500	(5,612)	-74.83%		
5014	Cell Phone Allowance	-	900	-	-	900	553	450	103	22.89%		
6405	Longevity Awards	-	870	-	-	870	-	438	(438)	-100.00%		
Salaries Total		**1,078,252**	**514,760**	**-**	**-**	**514,760**	**233,922**	**257,382**	**(23,460)**	**-9.11%**	**(280,838)**	**45%**
5020	FICA / Medicare	80,365	39,380	-	-	39,380	16,820	19,692	(2,872)	-14.58%		
5030	Health	105,696	32,260	-	-	32,260	9,908	16,128	(6,220)	-38.57%		
5031	Vision Insurance	1,322	340	-	-	340	202	168	34	20.24%		
5032	Dental	6,719	1,900	-	-	1,900	987	948	39	4.11%		
5034	Life	1,716	630	-	-	630	325	318	7	2.20%		
5035	Disability Insurance	6,685	2,430	-	-	2,430	1,238	1,218	20	1.64%		
5040	Workers Compensation	12,660	5,830	-	-	5,830	3,695	2,916	779	26.71%		
5050	Unemployment Insurance	8,027	2,110	-	-	2,110	305	1,056	(751)	-71.12%		
5065	Education Reimbursement	-	-	-	-	-	-	-	-	0.00%		
5070	Retirement	70,181	41,710	-	-	41,710	17,715	20,856	(3,141)	-15.06%		
Benefits Total		**293,371**	**126,590**	**-**	**-**	**126,590**	**51,195**	**63,300**	**(12,105)**	**-19.12%**	**(75,395)**	**40%**
5201	Airfare	-	-	-	-	-	-	-	-	0.00%		
5202	Lodging	-	-	-	-	-	-	-	-	0.00%		
5203	Lodging Tax	-	-	-	-	-	-	-	-	0.00%		
5204	Cab Fare / local transportation	-	-	-	-	-	-	-	-	0.00%		
5205	Parking	-	-	-	-	-	-	-	-	0.00%		
5206	Travel Meals	-	-	-	-	-	-	-	-	0.00%		
5207	Mileage	712	1,000	-	-	1,000	367	498	(131)	-26.31%		
Travel Total		**712**	**1,000**	**-**	**-**	**1,000**	**367**	**498**	**(131)**	**-26.31%**	**(633)**	**37%**
6010	Contractual-Legal	500	-	-	-	-	-	-	-	0.00%		

Brushy Creek Municipal Utility District
Budget Workbook
Fiscal Year: **2022** **3/31/2022**

Cost Center **Administration** 120 **March 31, 2022**

GL	GL Description	Prior Year Actuals	FY2022 Budget	FY2022 Board Contingency	FY2022 Budget Adjustments	FY2022 Budget Revised	YTD Actual	YTD Budget	YTD Variance $	YTD Variance %	Annual Budget Over / (Under) $	% Spent of Annual Budget
6011	Contractual Legal - Open Records	-	-	-	-	-	-	-	-	0.00%		
6025	Contractual/Auditing	1,500	-	-	-	-	-	-	-	0.00%		
6030	Contractual/ Trainers- Instructors	-	-	-	-	-	-	-	-	0.00%		
6032	Contractual / 80-20 Programs	-	-	-	-	-	-	-	-	0.00%		
6040	Contractual/Network maint/dev.	91,637	-	-	-	-	1,707	-	1,707	0.00%		
6045	Contractual/Website	2,100	-	-	-	-	-	-	-	0.00%		
6050	Contractual/Publications Layou	-	-	-	-	-	-	-	-	0.00%		
6055	Security	-	-	-	-	-	-	-	-	0.00%		
6060	Appraisal Fees	-	-	-	-	-	-	-	-	0.00%		
6065	Depository Contract	93,535	-	-	-	-	-	-	-	0.00%		
6070	Maintenance Contracts	32,357	240	-	-	240	-	120	(120)	-100.00%		
6078	Plumbing Inspections	-	-	-	-	-	-	-	-	0.00%		
6079	Engineering Fees	-	-	-	-	-	-	-	-	0.00%		
6080	Contractual/Contract Labor	67,778	440	-	-	440	5,180	222	4,958	2233.33%		
6153	Water Purchases	-	-	-	-	-	-	-	-	0.00%		
6210	Rent Expense	3,947	1,800	-	-	1,800	851	900	(49)	-5.44%		
6250	Solid Waste Service	-	-	-	-	-	-	-	-	0.00%		
6305	Utility Bill Expenses	-	-	-	-	-	-	-	-	0.00%		
6310	Fees/Dues/Subscription Expense	8,683	3,335	-	-	3,335	435	1,668	(1,233)	-73.92%		
6311	TCEQ Regulatory Fees	-	-	-	-	-	-	-	-	0.00%		
6312	WW Capacity Charges	-	-	-	-	-	-	-	-	0.00%		
6315	Lab Fees	-	-	-	-	-	-	-	-	0.00%		
6321	Repair Projects	-	-	-	-	-	-	-	-	0.00%		
Contracted Services Total		**302,037**	**5,815**	**-**	**-**	**5,815**	**8,173**	**2,910**	**5,263**	**180.86%**	**2,358**	**141%**
6212	Building Maintenance	-	-	-	-	-	-	-	-	0.00%		
6213	District Vehicle Repairs	-	-	-	-	-	-	-	-	0.00%		
6215	Facility Rent Expense	5,307	5,000	-	-	5,000	2,645	2,502	143	5.72%		
6216	Equipment Rent Expense	8,290	5,370	-	-	5,370	5,092	2,688	2,404	89.43%		
6320	Repair/Mtc/Warranty Expense	(34)	6,000	-	-	6,000	-	3,000	(3,000)	-100.00%		
Maintenance, Repair & Facility Total		**13,563**	**16,370**	**-**	**-**	**16,370**	**7,737**	**8,190**	**(453)**	**-5.53%**	**(8,633)**	**47%**
6105	Equipment	1,919	1,300	-	-	1,300	605	648	(43)	-6.64%		
6110	General Office Supplies	2,336	2,500	-	-	2,500	271	1,248	(977)	-78.29%		
6115	Materials & Supplies	5,289	3,950	-	-	3,950	1,212	1,974	(762)	-38.60%		
6120	Chemicals	-	-	-	-	-	-	-	-	0.00%		
6121	Lab Supplies	-	-	-	-	-	-	-	-	0.00%		
6122	Uniforms	564	-	-	-	-	-	-	-	0.00%		
6124	Fuel / Oil	6,952	-	-	-	-	648	-	648	0.00%		
6130	Furniture	895	-	-	-	-	144	-	144	0.00%		

Brushy Creek Municipal Utility District
Budget Workbook
Fiscal Year: **2022** **3/31/2022**

Cost Center **Administration** 120 **March 31, 2022**

GL	GL Description	Prior Year Actuals	FY2022 Budget	FY2022 Board Contingency	FY2022 Budget Adjustments	FY2022 Budget Revised	YTD Actual	YTD Budget	YTD Variance $	YTD Variance %	Annual Budget Over / (Under) $	% Spent of Annual Budget
6135	Major Equipment	-	-	-	-	-	-	-	-	0.00%		
6140	Computer Supplies	6,763	-	-	-	-	-	-	-	0.00%		
6145	Software	33,624	-	-	-	-	-	-	-	0.00%		
6148	Copier/Laser Printer Supplies	5,297	3,420	-	-	3,420	1,858	1,710	148	8.65%		
6150	Business Meals	-	-	-	-	-	-	-	-	0.00%		
6154	Water Meters	-	-	-	-	-	-	-	-	0.00%		
6155	Building Materials	-	-	-	-	-	-	-	-	0.00%		
6156	Pipes and Components	-	-	-	-	-	-	-	-	0.00%		
6160	Training Materials	1,380	-	-	-	-	165	-	165	0.00%		
6180	T-Shirts/Pins/Etc.	1,554	-	-	-	-	-	-	-	0.00%		
Equipment & Supplies Total		**66,573**	**11,170**	**-**	**-**	**11,170**	**4,903**	**5,580**	**(677)**	**-12.13%**	**(6,267)**	**44%**
6300	Phone / Cable / Cell / Connectivity	26,496	19,150	-	-	19,150	12,055	9,576	2,479	25.89%		
6304	Pager / Cell Phone	2,150	1,500	-	-	1,500	-	750	(750)	-100.00%		
6400	Utilities Expense	6,936	6,800	-	-	6,800	2,493	3,402	(909)	-26.72%		
6430	Streetlights	131,149	131,000	-	-	131,000	69,332	65,502	3,830	5.85%		
Utilities Total		**166,731**	**158,450**	**-**	**-**	**158,450**	**83,880**	**79,230**	**4,650**	**5.87%**	**(74,570)**	**53%**
6220	Postage / Mailing / Shipping	5,517	1,500	-	-	1,500	1,640	750	890	118.67%		
6222	Express Mail/Parcel	63	500	-	-	500	-	252	(252)	-100.00%		
6224	Shipping	65	-	-	-	-	-	-	-	0.00%		
6314	Professional Development Fees	2,032	4,500	-	-	4,500	675	2,250	(1,575)	-70.00%		
6322	Printing Expense	715	200	-	-	200	-	102	(102)	-100.00%		
6324	Advertising	1,767	-	-	-	-	-	-	-	0.00%		
6325	Recruiting Expense	798	-	-	-	-	-	-	-	0.00%		
6327	Program Meals	26	1,500	-	-	1,500	51	750	(699)	-93.20%		
6401	Donations	-	-	-	-	-	-	-	-	0.00%		
6410	Taxes Expense	-	-	-	-	-	-	-	-	0.00%		
6416	Liability Insurance	94,563	107,700	-	-	107,700	78,202	53,850	24,352	45.22%		
6418	Other Insurance	-	-	-	-	-	-	-	-	0.00%		
6425	Bad Debt Expense	1,424	-	-	-	-	1,126	-	1,126	0.00%		
9000	Clearing Account	-	-	-	-	-	-	-	-	0.00%		
9001	PCard Clearing Account for AP	-	-	-	-	-	-	-	-	0.00%		
Other Expenses Total		**106,970**	**115,900**	**-**	**-**	**115,900**	**81,694**	**57,954**	**23,740**	**40.96%**	**(34,206)**	**70%**
5901	Capital Expenditure - Nontax Fund	-	-	-	-	-	-	-	-	0.00%		
5902	Capital Expenditure - Tax Funded	25,651	-	-	-	-	-	-	-	0.00%		
Capital Outlay Total		**25,651**	**-**	**-**	**-**	**-**	**-**	**-**	**-**	**0.00%**	**-**	
Bond Payments Total		**-**	**-**	**-**	**-**	**-**	**-**	**-**	**-**	**0.00%**	**-**	

Brushy Creek Municipal Utility District
Budget Workbook
Fiscal Year: **2022** **3/31/2022**

Cost Center **Administration** 120 **March 31, 2022**

GL	GL Description	Prior Year Actuals	FY2022 Budget	FY2022 Board Contingency	FY2022 Budget Adjustments	FY2022 Budget Revised	YTD Actual	YTD Budget	YTD Variance $	YTD Variance %	Annual Budget Over / (Under) $	% Spent of Annual Budget
Interest Payments Total		-	-	-	-	-	-	-	-	0.00%	-	
Bond Issuance Costs Total		-	-	-	-	-	-	-	-	0.00%	-	
Contingency Total		-	-	-	-	-	-	-	-	0.00%	-	
TOTAL EXPENDITURES/EXPENSES		2,053,859	950,055	-	-	950,055	471,871	475,044	(3,173)		(478,184)	50%
EXCESS (DEFICIENCY) OF REVENUES OVER (UNDER) EXPENDITURES/EXPENSES		5,432,056	6,959,545	-	-	6,959,545	7,365,338	7,191,166	174,172		405,793	106%
OTHER FINANCING SOURCES (USES)												
4105	Sale of Surplus Assets Proceeds	-	-	-	-	-	-	-	-	0.00%		
4120	Bond Revenue	-	-	-	-	-	-	-	-	0.00%		
4121	Bond Premium Revenue	-	-	-	-	-	-	-	-	0.00%		
6423	Loss on Sale of Equipment	-	-	-	-	-	-	-	-	0.00%		
6482	Cost Center Transfer To	-	1,832,695	-	-	1,832,695	-	830,672	(830,672)	-100.00%		
6483	Cost Center Transfer From	-	-	-	-	-	-	-	-	0.00%		
6495	Pymt to Escrow Agent	-	-	-	-	-	-	-	-	0.00%		
9997	Committed Fund Balance	-	(150,000)	-	(450,000)	(600,000)	-	(279,545)	279,545	0.00%		
9998	Assigned Fund Balance	-	-	-	-	-	-	-	-	0.00%		
9999	Unassigned Fund Balance	-	(69,645)	-	-	(69,645)	-	(34,824)	34,824	0.00%		
TOTAL OTHER FINANCING SOURCES (USES)		-	1,613,050	-	(450,000)	1,163,050	-	516,303	(516,303)		(1,163,050)	0%
NET CHANGE IN FUND BALANCE		5,432,056	5,346,496	-	450,000	5,796,496	7,365,338	6,674,863	690,475		1,568,843	

Brushy Creek Municipal Utility District
Budget Workbook
Fiscal Year: **2022** **3/31/2022**

Cost Center **Security Services** 125 **March 31, 2022**

GL	GL Description	Prior Year Actuals	FY2022 Budget	FY2022 Board Contingency	FY2022 Budget Adjustments	FY2022 Budget Revised	YTD Actual	YTD Budget	YTD Variance $	YTD Variance %	Annual Budget Over / (Under) $	% Spent of Annual Budget
REVENUES												
Property Tax Revenue Total		-	-	-	-	-	-	-	-	0.00%	-	
Utility Revenue Total		-	-	-	-	-	-	-	-	0.00%	-	
Recreation Program Revenue		-	-	-	-	-	-	-	-	0.00%	-	
Investment & Other Revenue Total		-	-	-	-	-	-	-	-	0.00%	-	
TOTAL REVENUES		-	-	-	-	-	-	-	-		-	
EXPENDITURES/EXPENSES												
5010	Salary	-	159,040	-	-	159,040	75,431	79,518	(4,087)	-5.14%		
5011	Merit Salary	-	-	-	-	-	-	-	-	0.00%		
5012	Overtime	-	10,000	-	-	10,000	897	4,998	(4,101)	-82.05%		
5014	Cell Phone Allowance	-	1,200	-	-	1,200	600	600	-	0.00%		
6405	Longevity Awards	-	270	-	-	270	-	138	(138)	-100.00%		
Salaries Total		-	170,510	-	-	170,510	76,928	85,254	(8,326)	-9.77%	(93,582)	45%
5020	FICA / Medicare	-	13,040	-	-	13,040	5,809	6,522	(713)	-10.93%		
5030	Health	-	15,160	-	-	15,160	11,828	7,578	4,250	56.08%		
5031	Vision Insurance	-	180	-	-	180	169	90	79	87.78%		
5032	Dental	-	970	-	-	970	808	486	322	66.26%		
5034	Life	-	210	-	-	210	125	108	17	15.74%		
5035	Disability Insurance	-	690	-	-	690	474	348	126	36.21%		
5040	Workers Compensation	-	1,860	-	-	1,860	1,179	930	249	26.77%		
5050	Unemployment Insurance	-	1,010	-	-	1,010	211	504	(293)	-58.13%		
5065	Education Reimbursement	-	-	-	-	-	-	-	-	0.00%		
5070	Retirement	-	13,820	-	-	13,820	5,844	6,912	(1,068)	-15.45%		
Benefits Total		-	46,940	-	-	46,940	26,447	23,478	2,969	12.65%	(20,493)	56%
Travel Total		-	-	-	-	-	-	-	-	0.00%	-	
6010	Contractual-Legal	-	-	-	-	-	-	-	-	0.00%		
6011	Contractual Legal - Open Records	-	-	-	-	-	-	-	-	0.00%		
6025	Contractual/Auditing	-	-	-	-	-	-	-	-	0.00%		
6030	Contractual/ Trainers- Instructors	-	-	-	-	-	-	-	-	0.00%		
6032	Contractual / 80-20 Programs	-	-	-	-	-	-	-	-	0.00%		
6040	Contractual/Network maint/dev.	-	-	-	-	-	-	-	-	0.00%		
6045	Contractual/Website	-	-	-	-	-	-	-	-	0.00%		
6050	Contractual/Publications Layou	-	-	-	-	-	-	-	-	0.00%		
6055	Security	-	120,000	-	-	120,000	53,957	60,000	(6,043)	-10.07%		
6060	Appraisal Fees	-	-	-	-	-	-	-	-	0.00%		

Brushy Creek Municipal Utility District
Budget Workbook
Fiscal Year: **2022** **3/31/2022**

Cost Center **Security Services** 125 **March 31, 2022**

GL	GL Description	Prior Year Actuals	FY2022 Budget	FY2022 Board Contingency	FY2022 Budget Adjustments	FY2022 Budget Revised	YTD Actual	YTD Budget	YTD Variance $	YTD Variance %	Annual Budget Over / (Under) $	% Spent of Annual Budget
6065	Depository Contract	-	-	-	-	-	-	-	-	0.00%		
6070	Maintenance Contracts	-	1,500	-	-	1,500	-	750	(750)	-100.00%		
6078	Plumbing Inspections	-	-	-	-	-	-	-	-	0.00%		
6079	Engineering Fees	-	-	-	-	-	-	-	-	0.00%		
6080	Contractual/Contract Labor	-	-	-	-	-	-	-	-	0.00%		
6153	Water Purchases	-	-	-	-	-	-	-	-	0.00%		
6210	Rent Expense	-	-	-	-	-	-	-	-	0.00%		
6250	Solid Waste Service	-	-	-	-	-	-	-	-	0.00%		
6305	Utility Bill Expenses	-	-	-	-	-	-	-	-	0.00%		
6310	Fees/Dues/Subscription Expense	33	400	-	-	400	40	198	(158)	-79.80%		
6311	TCEQ Regulatory Fees	-	-	-	-	-	-	-	-	0.00%		
6312	WW Capacity Charges	-	-	-	-	-	-	-	-	0.00%		
6315	Lab Fees	-	-	-	-	-	-	-	-	0.00%		
6321	Repair Projects	-	-	-	-	-	-	-	-	0.00%		
Contracted Services Total		**33**	**121,900**	**-**	**-**	**121,900**	**53,997**	**60,948**	**(6,951)**	**-11.40%**	**(67,903)**	**44%**
6212	Building Maintenance	-	-	-	-	-	-	-	-	0.00%		
6213	District Vehicle Repairs	-	2,980	-	-	2,980	3,234	1,488	1,746	117.34%		
6215	Facility Rent Expense	-	-	-	-	-	-	-	-	0.00%		
6216	Equipment Rent Expense	-	-	-	-	-	-	-	-	0.00%		
6320	Repair/Mtc/Warranty Expense	-	3,400	-	-	3,400	-	1,698	(1,698)	-100.00%		
Maintenance, Repair & Facility Total		**-**	**6,380**	**-**	**-**	**6,380**	**3,234**	**3,186**	**48**	**1.51%**	**(3,146)**	**51%**
6105	Equipment	-	325	-	-	325	-	162	(162)	-100.00%		
6110	General Office Supplies	-	200	-	-	200	-	102	(102)	-100.00%		
6115	Materials & Supplies	-	1,500	-	-	1,500	57	750	(693)	-92.40%		
6120	Chemicals	-	-	-	-	-	-	-	-	0.00%		
6121	Lab Supplies	-	-	-	-	-	-	-	-	0.00%		
6122	Uniforms	-	700	-	-	700	197	348	(151)	-43.39%		
6124	Fuel / Oil	-	8,000	-	-	8,000	2,255	4,002	(1,747)	-43.65%		
6130	Furniture	-	-	-	-	-	-	-	-	0.00%		
6135	Major Equipment	-	1,300	-	-	1,300	-	648	(648)	-100.00%		
6140	Computer Supplies	-	-	-	-	-	-	-	-	0.00%		
6145	Software	-	-	-	-	-	-	-	-	0.00%		
6148	Copier/Laser Printer Supplies	-	-	-	-	-	-	-	-	0.00%		
6150	Business Meals	-	-	-	-	-	-	-	-	0.00%		
6154	Water Meters	-	-	-	-	-	-	-	-	0.00%		
6155	Building Materials	-	-	-	-	-	-	-	-	0.00%		
6156	Pipes and Components	-	-	-	-	-	-	-	-	0.00%		
6160	Training Materials	-	-	-	-	-	-	-	-	0.00%		

Brushy Creek Municipal Utility District
Budget Workbook
Fiscal Year: **2022** **3/31/2022**

Cost Center **Security Services** 125 **March 31, 2022**

GL	GL Description	Prior Year Actuals	FY2022 Budget	FY2022 Board Contingency	FY2022 Budget Adjustments	FY2022 Budget Revised	YTD Actual	YTD Budget	YTD Variance $	YTD Variance %	Annual Budget Over / (Under) $	% Spent of Annual Budget
6180	T-Shirts/Pins/Etc.	-	-	-	-	-	-	-	-	0.00%		
Equipment & Supplies Total		**-**	**12,025**	**-**	**-**	**12,025**	**2,509**	**6,012**	**(3,503)**	**-58.27%**	**(9,516)**	**21%**
6300	Phone / Cable / Cell / Connectivity	-	780	-	-	780	-	390	(390)	-100.00%		
6304	Pager / Cell Phone	-	-	-	-	-	-	-	-	0.00%		
6400	Utilities Expense	-	-	-	-	-	-	-	-	0.00%		
6430	Streetlights	-	-	-	-	-	-	-	-	0.00%		
Utilities Total		**-**	**780**	**-**	**-**	**780**	**-**	**390**	**(390)**	**-100.00%**	**(780)**	**0%**
6220	Postage / Mailing / Shipping	-	-	-	-	-	-	-	-	0.00%		
6222	Express Mail/Parcel	-	-	-	-	-	-	-	-	0.00%		
6224	Shipping	-	-	-	-	-	-	-	-	0.00%		
6314	Professional Development Fees	-	3,300	-	-	3,300	-	1,650	(1,650)	-100.00%		
6322	Printing Expense	-	-	-	-	-	-	-	-	0.00%		
6324	Advertising	-	-	-	-	-	-	-	-	0.00%		
6325	Recruiting Expense	-	-	-	-	-	-	-	-	0.00%		
6327	Program Meals	-	-	-	-	-	-	-	-	0.00%		
6401	Donations	-	-	-	-	-	-	-	-	0.00%		
6410	Taxes Expense	-	-	-	-	-	-	-	-	0.00%		
6416	Liability Insurance	-	-	-	-	-	-	-	-	0.00%		
6418	Other Insurance	-	-	-	-	-	-	-	-	0.00%		
6425	Bad Debt Expense	-	-	-	-	-	-	-	-	0.00%		
9000	Clearing Account	-	-	-	-	-	-	-	-	0.00%		
9001	PCard Clearing Account for AP	-	-	-	-	-	-	-	-	0.00%		
Other Expenses Total		**-**	**3,300**	**-**	**-**	**3,300**	**-**	**1,650**	**(1,650)**	**-100.00%**	**(3,300)**	**0%**
5901	Capital Expenditure - Nontax Fund	-	-	34,000	-	34,000	-	34,000	(34,000)	-100.00%		
5902	Capital Expenditure - Tax Funded	-	35,000	-	-	35,000	31,582	17,502	14,080	80.45%		
Capital Outlay Total		**-**	**35,000**	**34,000**	**-**	**69,000**	**31,582**	**51,502**	**(19,920)**	**-38.68%**	**(37,418)**	**46%**
Bond Payments Total		**-**	**-**	**-**	**-**	**-**	**-**	**-**	**-**	**0.00%**	**-**	
Interest Payments Total		**-**	**-**	**-**	**-**	**-**	**-**	**-**	**-**	**0.00%**	**-**	
Bond Issuance Costs Total		**-**	**-**	**-**	**-**	**-**	**-**	**-**	**-**	**0.00%**	**-**	
Contingency Total		**-**	**-**	**-**	**-**	**-**	**-**	**-**	**-**	**0.00%**	**-**	
TOTAL EXPENDITURES/EXPENSES		**33**	**396,835**	**34,000**	**-**	**430,835**	**194,697**	**232,420**	**(37,723)**		**(236,138)**	**45%**
EXCESS (DEFICIENCY) OF REVENUES OVER (UNDER) EXPENDITURES/EXPENSES		**(33)**	**(396,835)**	**(34,000)**	**-**	**(430,835)**	**(194,697)**	**(232,420)**	**37,723**		**236,138**	**45%**

Brushy Creek Municipal Utility District
Budget Workbook
Fiscal Year: **2022** **3/31/2022**

Cost Center **Security Services** 125

March 31, 2022

GL	GL Description	Prior Year Actuals	FY2022 Budget	FY2022 Board Contingency	FY2022 Budget Adjustments	FY2022 Budget Revised	YTD Actual	YTD Budget	YTD Variance $	YTD Variance %	Annual Budget Over / (Under) $	% Spent of Annual Budget
OTHER FINANCING SOURCES (USES)												
TOTAL OTHER FINANCING SOURCES (USES)		-	-	-	-	-	-	-	-		-	
NET CHANGE IN FUND BALANCE		**(33)**	**(396,835)**	**(34,000)**	**-**	**(430,835)**	**(194,697)**	**(232,420)**	**37,723**		**236,138**	

Brushy Creek Municipal Utility District
Budget Workbook
Fiscal Year: **2022** **3/31/2022**

Cost Center **Customer Service** 130 **March 31, 2022**

GL	GL Description	Prior Year Actuals	FY2022 Budget	FY2022 Board Contingency	FY2022 Budget Adjustments	FY2022 Budget Revised	YTD Actual	YTD Budget	YTD Variance $	YTD Variance %	Annual Budget Over / (Under) $	% Spent of Annual Budget
REVENUES												
Property Tax Revenue Total		-	-	-	-	-	-	-	-	0.00%	-	
4201	Water Service	-	-	-	-	-	-	-	-	0.00%		
4202	CRF - Water	-	-	-	-	-	-	-	-	0.00%		
4203	WW Service	-	-	-	-	-	-	-	-	0.00%		
4204	CRF - WW	-	-	-	-	-	-	-	-	0.00%		
4211	Water Connection	-	-	-	-	-	-	-	-	0.00%		
4213	WW Connections	-	-	-	-	-	-	-	-	0.00%		
4220	New Connection Fees	-	-	-	-	-	-	-	-	0.00%		
4230	Solid Waste Services	-	1,386,000	-	-	1,386,000	698,645	693,000	5,645	0.81%		
4240	Raw Water Sales	-	-	-	-	-	-	-	-	0.00%		
4245	Wholesale Water	-	-	-	-	-	-	-	-	0.00%		
4301	Regulatory Compliance Fee	-	-	-	-	-	-	-	-	0.00%		
Utility Revenue Total		-	1,386,000	-	-	1,386,000	698,645	693,000	5,645	0.81%	(687,355)	50%
Recreation Program Revenue		-	-	-	-	-	-	-	-	0.00%	-	
Investment & Other Revenue Total		-	-	-	-	-	-	-	-	0.00%	-	
TOTAL REVENUES		-	1,386,000	-	-	1,386,000	698,645	693,000	5,645		(687,355)	50%
EXPENDITURES/EXPENSES												
5010	Salary	180,905	214,910	-	-	214,910	95,231	107,454	(12,223)	-11.38%		
5011	Merit Salary	-	-	-	-	-	-	-	-	0.00%		
5012	Overtime	4,149	6,000	-	-	6,000	1,524	3,000	(1,476)	-49.20%		
5014	Cell Phone Allowance	-	300	-	-	300	150	150	-	0.00%		
6405	Longevity Awards	-	1,360	-	-	1,360	-	678	(678)	-100.00%		
Salaries Total		185,054	222,570	-	-	222,570	96,905	111,282	(14,377)	-12.92%	(125,665)	44%
5020	FICA / Medicare	14,105	17,030	-	-	17,030	6,974	8,514	(1,540)	-18.09%		
5030	Health	29,821	30,310	-	-	30,310	15,738	15,156	582	3.84%		
5031	Vision Insurance	359	340	-	-	340	202	168	34	20.24%		
5032	Dental	1,775	1,780	-	-	1,780	953	888	65	7.32%		
5034	Life	417	390	-	-	390	215	198	17	8.59%		
5035	Disability Insurance	1,422	1,370	-	-	1,370	700	684	16	2.34%		
5040	Workers Compensation	2,135	2,520	-	-	2,520	1,597	1,260	337	26.75%		
5050	Unemployment Insurance	1,546	1,520	-	-	1,520	671	762	(91)	-11.94%		
5065	Education Reimbursement	-	-	-	-	-	-	-	-	0.00%		
5070	Retirement	12,005	18,030	-	-	18,030	7,442	9,018	(1,576)	-17.48%		

Brushy Creek Municipal Utility District
Budget Workbook
Fiscal Year: **2022** **3/31/2022**

Cost Center	Customer Service	130					March 31, 2022					
GL	GL Description	Prior Year Actuals	FY2022 Budget	FY2022 Board Contingency	FY2022 Budget Adjustments	FY2022 Budget Revised	YTD Actual	YTD Budget	YTD Variance $	YTD Variance %	Annual Budget Over / (Under) $	% Spent of Annual Budget
Benefits Total		**63,584**	**73,290**	**-**	**-**	**73,290**	**34,492**	**36,648**	**(2,156)**	**-5.88%**	**(38,798)**	**47%**
5201	Airfare	354	400	-	-	400	-	198	(198)	-100.00%		
5202	Lodging	357	400	-	-	400	-	198	(198)	-100.00%		
5203	Lodging Tax	48	60	-	-	60	-	30	(30)	-100.00%		
5204	Cab Fare / local transportation	284	300	-	-	300	-	150	(150)	-100.00%		
5205	Parking	-	-	-	-	-	-	-	-	0.00%		
5206	Travel Meals	220	300	-	-	300	-	150	(150)	-100.00%		
5207	Mileage	10	300	-	-	300	16	150	(134)	-89.33%		
Travel Total		**1,273**	**1,760**	**-**	**-**	**1,760**	**16**	**876**	**(860)**	**-98.17%**	**(1,744)**	**1%**
6010	Contractual-Legal	-	-	-	-	-	-	-	-	0.00%		
6011	Contractual Legal - Open Records	-	-	-	-	-	-	-	-	0.00%		
6025	Contractual/Auditing	-	-	-	-	-	-	-	-	0.00%		
6030	Contractual/ Trainers- Instructors	-	-	-	-	-	-	-	-	0.00%		
6032	Contractual / 80-20 Programs	-	-	-	-	-	-	-	-	0.00%		
6040	Contractual/Network maint/dev.	-	-	-	-	-	-	-	-	0.00%		
6045	Contractual/Website	-	-	-	-	-	-	-	-	0.00%		
6050	Contractual/Publications Layou	-	-	-	-	-	-	-	-	0.00%		
6055	Security	-	-	-	-	-	-	-	-	0.00%		
6060	Appraisal Fees	-	-	-	-	-	-	-	-	0.00%		
6065	Depository Contract	-	-	-	-	-	-	-	-	0.00%		
6070	Maintenance Contracts	1,612	3,150	-	-	3,150	935	1,578	(643)	-40.75%		
6078	Plumbing Inspections	-	-	-	-	-	-	-	-	0.00%		
6079	Engineering Fees	-	-	-	-	-	-	-	-	0.00%		
6080	Contractual/Contract Labor	-	-	-	-	-	-	-	-	0.00%		
6153	Water Purchases	-	-	-	-	-	-	-	-	0.00%		
6210	Rent Expense	-	-	-	-	-	-	-	-	0.00%		
6250	Solid Waste Service	-	1,193,920	-	-	1,193,920	587,103	596,958	(9,855)	-1.65%		
6305	Utility Bill Expenses	1,918	-	-	-	-	-	-	-	0.00%		
6310	Fees/Dues/Subscription Expense	264	375	-	-	375	66	186	(120)	-64.52%		
6311	TCEQ Regulatory Fees	-	-	-	-	-	-	-	-	0.00%		
6312	WW Capacity Charges	-	-	-	-	-	-	-	-	0.00%		
6315	Lab Fees	-	-	-	-	-	-	-	-	0.00%		
6321	Repair Projects	-	-	-	-	-	-	-	-	0.00%		
Contracted Services Total		**3,793**	**1,197,445**	**-**	**-**	**1,197,445**	**588,104**	**598,722**	**(10,618)**	**-1.77%**	**(609,341)**	**49%**
6212	Building Maintenance	-	-	-	-	-	-	-	-	0.00%		
6213	District Vehicle Repairs	-	-	-	-	-	-	-	-	0.00%		
6215	Facility Rent Expense	-	-	-	-	-	-	-	-	0.00%		

Brushy Creek Municipal Utility District
Budget Workbook
Fiscal Year: **2022** **3/31/2022**

Cost Center **Customer Service** 130

March 31, 2022

GL	GL Description	Prior Year Actuals	FY2022 Budget	FY2022 Board Contingency	FY2022 Budget Adjustments	FY2022 Budget Revised	YTD Actual	YTD Budget	YTD Variance $	YTD Variance %	Annual Budget Over / (Under) $	% Spent of Annual Budget
6216	Equipment Rent Expense	-	-	-	-	-	-	-	-	0.00%		
6320	Repair/Mtc/Warranty Expense	-	750	-	-	750	-	378	(378)	-100.00%		
Maintenance, Repair & Facility Total		**-**	**750**	**-**	**-**	**750**	**-**	**378**	**(378)**	**-100.00%**	**(750)**	**0%**
6105	Equipment	467	3,200	-	-	3,200	-	1,602	(1,602)	-100.00%		
6110	General Office Supplies	219	600	-	-	600	50	300	(250)	-83.33%		
6115	Materials & Supplies	116	600	-	-	600	490	300	190	63.33%		
6120	Chemicals	-	-	-	-	-	-	-	-	0.00%		
6121	Lab Supplies	-	-	-	-	-	-	-	-	0.00%		
6122	Uniforms	-	-	-	-	-	-	-	-	0.00%		
6124	Fuel / Oil	-	-	-	-	-	-	-	-	0.00%		
6130	Furniture	-	-	-	-	-	-	-	-	0.00%		
6135	Major Equipment	-	-	-	-	-	-	-	-	0.00%		
6140	Computer Supplies	-	-	-	-	-	-	-	-	0.00%		
6145	Software	-	-	-	-	-	-	-	-	0.00%		
6148	Copier/Laser Printer Supplies	867	750	-	-	750	-	378	(378)	-100.00%		
6150	Business Meals	-	-	-	-	-	-	-	-	0.00%		
6154	Water Meters	-	-	-	-	-	-	-	-	0.00%		
6155	Building Materials	-	-	-	-	-	-	-	-	0.00%		
6156	Pipes and Components	-	-	-	-	-	-	-	-	0.00%		
6160	Training Materials	-	-	-	-	-	-	-	-	0.00%		
6180	T-Shirts/Pins/Etc.	-	-	-	-	-	-	-	-	0.00%		
Equipment & Supplies Total		**1,668**	**5,150**	**-**	**-**	**5,150**	**540**	**2,580**	**(2,040)**	**-79.07%**	**(4,610)**	**10%**
6300	Phone / Cable / Cell / Connectivity	101	75	-	-	75	-	36	(36)	-100.00%		
6304	Pager / Cell Phone	273	300	-	-	300	76	150	(74)	-49.33%		
6400	Utilities Expense	-	-	-	-	-	-	-	-	0.00%		
6430	Streetlights	-	-	-	-	-	-	-	-	0.00%		
Utilities Total		**374**	**375**	**-**	**-**	**375**	**76**	**186**	**(110)**	**-59.14%**	**(299)**	**20%**
6220	Postage / Mailing / Shipping	-	5,000	-	-	5,000	1,250	2,502	(1,252)	-50.04%		
6222	Express Mail/Parcel	-	-	-	-	-	-	-	-	0.00%		
6224	Shipping	-	-	-	-	-	-	-	-	0.00%		
6314	Professional Development Fees	-	1,165	-	-	1,165	75	582	(507)	-87.11%		
6322	Printing Expense	125	220	-	-	220	-	108	(108)	-100.00%		
6324	Advertising	-	600	-	-	600	-	300	(300)	-100.00%		
6325	Recruiting Expense	-	-	-	-	-	-	-	-	0.00%		
6327	Program Meals	-	600	-	-	600	-	300	(300)	-100.00%		
6401	Donations	-	-	-	-	-	-	-	-	0.00%		
6410	Taxes Expense	-	-	-	-	-	-	-	-	0.00%		

Brushy Creek Municipal Utility District
Budget Workbook
Fiscal Year: **2022** **3/31/2022**

Cost Center **Customer Service** 130

March 31, 2022

GL	GL Description	Prior Year Actuals	FY2022 Budget	FY2022 Board Contingency	FY2022 Budget Adjustments	FY2022 Budget Revised	YTD Actual	YTD Budget	YTD Variance $	YTD Variance %	Annual Budget Over / (Under) $	% Spent of Annual Budget
6416	Liability Insurance	-	-	-	-	-	-	-	-	0.00%		
6418	Other Insurance	-	-	-	-	-	-	-	-	0.00%		
6425	Bad Debt Expense	-	-	-	-	-	-	-	-	0.00%		
9000	Clearing Account	-	-	-	-	-	-	-	-	0.00%		
9001	PCard Clearing Account for AP	-	-	-	-	-	-	-	-	0.00%		
Other Expenses Total		**125**	**7,585**	**-**	**-**	**7,585**	**1,325**	**3,792**	**(2,467)**	**-65.06%**	**(6,260)**	**17%**
Capital Outlay Total		**-**	**-**	**-**	**-**	**-**	**-**	**-**	**-**	**0.00%**	**-**	
Bond Payments Total		**-**	**-**	**-**	**-**	**-**	**-**	**-**	**-**	**0.00%**	**-**	
Interest Payments Total		**-**	**-**	**-**	**-**	**-**	**-**	**-**	**-**	**0.00%**	**-**	
Bond Issuance Costs Total		**-**	**-**	**-**	**-**	**-**	**-**	**-**	**-**	**0.00%**	**-**	
Contingency Total		**-**	**-**	**-**	**-**	**-**	**-**	**-**	**-**	**0.00%**	**-**	
TOTAL EXPENDITURES/EXPENSES		**255,871**	**1,508,925**	**-**	**-**	**1,508,925**	**721,458**	**754,464**	**(33,006)**		**(787,467)**	**48%**
EXCESS (DEFICIENCY) OF REVENUES OVER (UNDER) EXPENDITURES/EXPENSES		**(255,871)**	**(122,925)**	**-**	**-**	**(122,925)**	**(22,813)**	**(61,464)**	**38,651**		**100,112**	**19%**
OTHER FINANCING SOURCES (USES)												
TOTAL OTHER FINANCING SOURCES (USES)		**-**	**-**	**-**	**-**	**-**	**-**	**-**	**-**		**-**	
NET CHANGE IN FUND BALANCE		**(255,871)**	**(122,925)**	**-**	**-**	**(122,925)**	**(22,813)**	**(61,464)**	**38,651**		**100,112**	

Brushy Creek Municipal Utility District
Budget Workbook
Fiscal Year: **2022** **3/31/2022**

Cost Center **Information Technology** 135 **March 31, 2022**

GL	GL Description	Prior Year Actuals	FY2022 Budget	FY2022 Board Contingency	FY2022 Budget Adjustments	FY2022 Budget Revised	YTD Actual	YTD Budget	YTD Variance $	YTD Variance %	Annual Budget Over / (Under) $	% Spent of Annual Budget
REVENUES												
Property Tax Revenue Total		-	-	-	-	-	-	-	-	0.00%	-	
Utility Revenue Total		-	-	-	-	-	-	-	-	0.00%	-	
Recreation Program Revenue		-	-	-	-	-	-	-	-	0.00%	-	
Investment & Other Revenue Total		-	-	-	-	-	-	-	-	0.00%	-	
TOTAL REVENUES		-	-	-	-	-	-	-	-		-	
EXPENDITURES/EXPENSES												
5010	Salary	-	75,170	-	-	75,170	47,733	37,584	10,149	27.00%		
5011	Merit Salary	-	-	-	-	-	-	-	-	0.00%		
5012	Overtime	-	-	-	-	-	80	-	80	0.00%		
5014	Cell Phone Allowance	-	300	-	-	300	150	150	-	0.00%		
6405	Longevity Awards	-	90	-	-	90	-	48	(48)	-100.00%		
Salaries Total		-	75,560	-	-	75,560	47,963	37,782	10,181	26.95%	(27,597)	63%
5020	FICA / Medicare	-	5,780	-	-	5,780	3,635	2,892	743	25.69%		
5030	Health	-	7,580	-	-	7,580	4,307	3,792	515	13.58%		
5031	Vision Insurance	-	80	-	-	80	56	42	14	33.33%		
5032	Dental	-	430	-	-	430	259	216	43	19.91%		
5034	Life	-	140	-	-	140	75	72	3	4.17%		
5035	Disability Insurance	-	420	-	-	420	231	210	21	10.00%		
5040	Workers Compensation	-	880	-	-	880	558	438	120	27.40%		
5050	Unemployment Insurance	-	510	-	-	510	143	258	(115)	-44.57%		
5065	Education Reimbursement	-	-	-	-	-	-	-	-	0.00%		
5070	Retirement	-	6,120	-	-	6,120	3,697	3,060	637	20.82%		
Benefits Total		-	21,940	-	-	21,940	12,961	10,980	1,981	18.04%	(8,979)	59%
5201	Airfare	-	-	-	-	-	-	-	-	0.00%		
5202	Lodging	-	675	-	-	675	-	336	(336)	-100.00%		
5203	Lodging Tax	-	-	-	-	-	-	-	-	0.00%		
5204	Cab Fare / local transportation	-	-	-	-	-	-	-	-	0.00%		
5205	Parking	-	-	-	-	-	-	-	-	0.00%		
5206	Travel Meals	-	175	-	-	175	-	90	(90)	-100.00%		
5207	Mileage	-	300	-	-	300	-	150	(150)	-100.00%		
Travel Total		-	1,150	-	-	1,150	-	576	(576)	-100.00%	(1,150)	0%
6010	Contractual-Legal	-	-	-	-	-	-	-	-	0.00%		

Brushy Creek Municipal Utility District
Budget Workbook
Fiscal Year: **2022** **3/31/2022**

Cost Center **Information Technology** 135 **March 31, 2022**

GL	GL Description	Prior Year Actuals	FY2022 Budget	FY2022 Board Contingency	FY2022 Budget Adjustments	FY2022 Budget Revised	YTD Actual	YTD Budget	YTD Variance $	YTD Variance %	Annual Budget Over / (Under) $	% Spent of Annual Budget
6011	Contractual Legal - Open Records	-	-	-	-	-	-	-	-	0.00%		
6025	Contractual/Auditing	-	-	-	-	-	-	-	-	0.00%		
6030	Contractual/ Trainers- Instructors	-	-	-	-	-	-	-	-	0.00%		
6032	Contractual / 80-20 Programs	-	-	-	-	-	-	-	-	0.00%		
6040	Contractual/Network maint/dev.	-	136,300	-	-	136,300	51,524	68,148	(16,624)	-24.39%		
6045	Contractual/Website	-	2,100	-	-	2,100	2,100	1,050	1,050	100.00%		
6050	Contractual/Publications Layou	-	-	-	-	-	-	-	-	0.00%		
6055	Security	-	20,000	-	-	20,000	-	10,002	(10,002)	-100.00%		
6060	Appraisal Fees	-	-	-	-	-	-	-	-	0.00%		
6065	Depository Contract	-	-	-	-	-	-	-	-	0.00%		
6070	Maintenance Contracts	-	12,600	-	-	12,600	8,209	6,300	1,909	30.30%		
6078	Plumbing Inspections	-	-	-	-	-	-	-	-	0.00%		
6079	Engineering Fees	-	-	-	-	-	-	-	-	0.00%		
6080	Contractual/Contract Labor	-	13,000	-	-	13,000	1,071	6,498	(5,427)	-83.52%		
6153	Water Purchases	-	-	-	-	-	-	-	-	0.00%		
6210	Rent Expense	-	-	-	-	-	-	-	-	0.00%		
6250	Solid Waste Service	-	-	-	-	-	-	-	-	0.00%		
6305	Utility Bill Expenses	-	-	-	-	-	-	-	-	0.00%		
6310	Fees/Dues/Subscription Expense	-	150	-	-	150	532	78	454	582.05%		
6311	TCEQ Regulatory Fees	-	-	-	-	-	-	-	-	0.00%		
6312	WW Capacity Charges	-	-	-	-	-	-	-	-	0.00%		
6315	Lab Fees	-	-	-	-	-	-	-	-	0.00%		
6321	Repair Projects	-	-	-	-	-	-	-	-	0.00%		
Contracted Services Total		**-**	**184,150**	**-**	**-**	**184,150**	**63,436**	**92,076**	**(28,640)**	**-31.10%**	**(120,714)**	**34%**
6212	Building Maintenance	-	-	-	-	-	-	-	-	0.00%		
6213	District Vehicle Repairs	-	-	-	-	-	-	-	-	0.00%		
6215	Facility Rent Expense	-	-	-	-	-	-	-	-	0.00%		
6216	Equipment Rent Expense	-	-	-	-	-	-	-	-	0.00%		
6320	Repair/Mtc/Warranty Expense	-	7,300	-	-	7,300	-	3,648	(3,648)	-100.00%		
Maintenance, Repair & Facility Total		**-**	**7,300**	**-**	**-**	**7,300**	**-**	**3,648**	**(3,648)**	**-100.00%**	**(7,300)**	**0%**
6105	Equipment	-	6,400	-	-	6,400	2,372	3,198	(826)	-25.83%		
6110	General Office Supplies	-	-	-	-	-	-	-	-	0.00%		
6115	Materials & Supplies	-	-	-	-	-	149	-	149	0.00%		
6120	Chemicals	-	-	-	-	-	-	-	-	0.00%		
6121	Lab Supplies	-	-	-	-	-	-	-	-	0.00%		
6122	Uniforms	-	-	-	-	-	-	-	-	0.00%		

Brushy Creek Municipal Utility District
Budget Workbook
Fiscal Year: **2022** **3/31/2022**

Cost Center **Information Technology** 135 **March 31, 2022**

GL	GL Description	Prior Year Actuals	FY2022 Budget	FY2022 Board Contingency	FY2022 Budget Adjustments	FY2022 Budget Revised	YTD Actual	YTD Budget	YTD Variance $	YTD Variance %	Annual Budget Over / (Under) $	% Spent of Annual Budget
6124	Fuel / Oil	-	-	-	-	-	-	-	-	0.00%		
6130	Furniture	-	-	-	-	-	145	-	145	0.00%		
6135	Major Equipment	-	-	-	-	-	2,000	-	2,000	0.00%		
6140	Computer Supplies	-	2,970	-	-	2,970	2,410	1,488	922	61.96%		
6145	Software	-	54,600	-	-	54,600	16,278	27,300	(11,022)	-40.37%		
6148	Copier/Laser Printer Supplies	-	-	-	-	-	-	-	-	0.00%		
6150	Business Meals	-	-	-	-	-	-	-	-	0.00%		
6154	Water Meters	-	-	-	-	-	-	-	-	0.00%		
6155	Building Materials	-	-	-	-	-	-	-	-	0.00%		
6156	Pipes and Components	-	-	-	-	-	-	-	-	0.00%		
6160	Training Materials	-	-	-	-	-	-	-	-	0.00%		
6180	T-Shirts/Pins/Etc.	-	-	-	-	-	-	-	-	0.00%		
Equipment & Supplies Total		**-**	**63,970**	**-**	**-**	**63,970**	**23,354**	**31,986**	**(8,632)**	**-26.99%**	**(40,616)**	**37%**
6300	Phone / Cable / Cell / Connectivity	-	5,480	-	-	5,480	3,331	2,742	589	21.48%		
6304	Pager / Cell Phone	-	-	-	-	-	-	-	-	0.00%		
6400	Utilities Expense	-	-	-	-	-	-	-	-	0.00%		
6430	Streetlights	-	-	-	-	-	-	-	-	0.00%		
Utilities Total		**-**	**5,480**	**-**	**-**	**5,480**	**3,331**	**2,742**	**589**	**21.48%**	**(2,149)**	**61%**
6220	Postage / Mailing / Shipping	-	-	-	-	-	-	-	-	0.00%		
6222	Express Mail/Parcel	-	-	-	-	-	-	-	-	0.00%		
6224	Shipping	-	-	-	-	-	-	-	-	0.00%		
6314	Professional Development Fees	-	2,775	-	-	2,775	-	1,386	(1,386)	-100.00%		
6322	Printing Expense	-	-	-	-	-	-	-	-	0.00%		
6324	Advertising	-	-	-	-	-	-	-	-	0.00%		
6325	Recruiting Expense	-	-	-	-	-	-	-	-	0.00%		
6327	Program Meals	-	-	-	-	-	-	-	-	0.00%		
6401	Donations	-	-	-	-	-	-	-	-	0.00%		
6410	Taxes Expense	-	-	-	-	-	-	-	-	0.00%		
6416	Liability Insurance	-	-	-	-	-	-	-	-	0.00%		
6418	Other Insurance	-	-	-	-	-	-	-	-	0.00%		
6425	Bad Debt Expense	-	-	-	-	-	-	-	-	0.00%		
9000	Clearing Account	-	-	-	-	-	-	-	-	0.00%		
9001	PCard Clearing Account for AP	-	-	-	-	-	-	-	-	0.00%		
Other Expenses Total		**-**	**2,775**	**-**	**-**	**2,775**	**-**	**1,386**	**(1,386)**	**-100.00%**	**(2,775)**	**0%**
5901	Capital Expenditure - Nontax Fund	-	-	-	-	-	-	-	-	0.00%		
5902	Capital Expenditure - Tax Funded	-	92,119	-	-	92,119	11,791	46,062	(34,271)	-74.40%		

Brushy Creek Municipal Utility District
Budget Workbook
Fiscal Year: **2022** **3/31/2022**

Cost Center **Information Technology** 135

March 31, 2022

GL	GL Description	Prior Year Actuals	FY2022 Budget	FY2022 Board Contingency	FY2022 Budget Adjustments	FY2022 Budget Revised	YTD Actual	YTD Budget	YTD Variance $	YTD Variance %	Annual Budget Over / (Under) $	% Spent of Annual Budget
	Capital Outlay Total	-	92,119	-	-	92,119	11,791	46,062	(34,271)	-74.40%	(80,328)	13%
	Bond Payments Total	-	-	-	-	-	-	-	-	0.00%	-	
	Interest Payments Total	-	-	-	-	-	-	-	-	0.00%	-	
	Bond Issuance Costs Total	-	-	-	-	-	-	-	-	0.00%	-	
	Contingency Total	-	-	-	-	-	-	-	-	0.00%	-	
	TOTAL EXPENDITURES/EXPENSES	-	454,444	-	-	454,444	162,836	227,238	(64,402)		(291,608)	36%
	EXCESS (DEFICIENCY) OF REVENUES OVER (UNDER) EXPENDITURES/EXPENSES	-	(454,444)	-	-	(454,444)	(162,836)	(227,238)	64,402		291,608	36%
	OTHER FINANCING SOURCES (USES)											
	TOTAL OTHER FINANCING SOURCES (USES)	-	-	-	-	-	-	-	-		-	
	NET CHANGE IN FUND BALANCE	-	(454,444)	-	-	(454,444)	(162,836)	(227,238)	64,402		291,608	

Brushy Creek Municipal Utility District
Budget Workbook
Fiscal Year: **2022** **3/31/2022**

Cost Center **Human Resources** 140 **March 31, 2022**

GL	GL Description	Prior Year Actuals	FY2022 Budget	FY2022 Board Contingency	FY2022 Budget Adjustments	FY2022 Budget Revised	YTD Actual	YTD Budget	YTD Variance $	YTD Variance %	Annual Budget Over / (Under) $	% Spent of Annual Budget
REVENUES												
Property Tax Revenue Total		-	-	-	-	-	-	-	-	0.00%	-	
Utility Revenue Total		-	-	-	-	-	-	-	-	0.00%	-	
Recreation Program Revenue		-	-	-	-	-	-	-	-	0.00%	-	
Investment & Other Revenue Total		-	-	-	-	-	-	-	-	0.00%	-	
TOTAL REVENUES		-	-	-	-	-	-	-	-		-	
EXPENDITURES/EXPENSES												
5010	Salary	-	150,380	-	-	150,380	66,276	75,192	(8,916)	-11.86%		
5011	Merit Salary	-	-	-	-	-	-	-	-	0.00%		
5012	Overtime	-	1,000	-	-	1,000	30	498	(468)	-93.98%		
5014	Cell Phone Allowance	-	-	-	-	-	-	-	-	0.00%		
6405	Longevity Awards	-	100	-	-	100	-	48	(48)	-100.00%		
Salaries Total		-	151,480	-	-	151,480	66,306	75,738	(9,432)	-12.45%	(85,174)	44%
5020	FICA / Medicare	-	11,590	-	-	11,590	5,072	5,796	(724)	-12.49%		
5030	Health	-	15,160	-	-	15,160	7,481	7,578	(97)	-1.28%		
5031	Vision Insurance	-	180	-	-	180	87	90	(3)	-3.33%		
5032	Dental	-	940	-	-	940	407	468	(61)	-13.03%		
5034	Life	-	280	-	-	280	63	138	(75)	-54.35%		
5035	Disability Insurance	-	1,080	-	-	1,080	284	540	(256)	-47.41%		
5040	Workers Compensation	-	1,760	-	-	1,760	1,115	882	233	26.42%		
5050	Unemployment Insurance	-	510	-	-	510	155	258	(103)	-39.92%		
5065	Education Reimbursement	-	5,000	-	-	5,000	-	2,502	(2,502)	-100.00%		
5070	Retirement	-	12,270	-	-	12,270	5,066	6,138	(1,072)	-17.46%		
Benefits Total		-	48,770	-	-	48,770	19,730	24,390	(4,660)	-19.11%	(29,040)	40%
Travel Total		-	-	-	-	-	-	-	-	0.00%	-	
6010	Contractual-Legal	-	25,000	-	-	25,000	10,075	12,498	(2,423)	-19.39%		
6011	Contractual Legal - Open Records	-	-	-	-	-	-	-	-	0.00%		
6025	Contractual/Auditing	-	-	-	-	-	-	-	-	0.00%		
6030	Contractual/ Trainers- Instructors	-	-	-	-	-	-	-	-	0.00%		
6032	Contractual / 80-20 Programs	-	-	-	-	-	-	-	-	0.00%		
6040	Contractual/Network maint/dev.	-	-	-	-	-	-	-	-	0.00%		
6045	Contractual/Website	-	-	-	-	-	-	-	-	0.00%		
6050	Contractual/Publications Layou	-	-	-	-	-	-	-	-	0.00%		
6055	Security	-	-	-	-	-	-	-	-	0.00%		
6060	Appraisal Fees	-	-	-	-	-	-	-	-	0.00%		

Brushy Creek Municipal Utility District
Budget Workbook
Fiscal Year: **2022** **3/31/2022**

Cost Center **Human Resources** 140 **March 31, 2022**

GL	GL Description	Prior Year Actuals	FY2022 Budget	FY2022 Board Contingency	FY2022 Budget Adjustments	FY2022 Budget Revised	YTD Actual	YTD Budget	YTD Variance $	YTD Variance %	Annual Budget Over / (Under) $	% Spent of Annual Budget
6065	Depository Contract	-	-	-	-	-	-	-	-	0.00%		
6070	Maintenance Contracts	-	16,800	-	-	16,800	-	8,400	(8,400)	-100.00%		
6078	Plumbing Inspections	-	-	-	-	-	-	-	-	0.00%		
6079	Engineering Fees	-	-	-	-	-	-	-	-	0.00%		
6080	Contractual/Contract Labor	-	5,100	-	-	5,100	933	2,550	(1,617)	-63.41%		
6153	Water Purchases	-	-	-	-	-	-	-	-	0.00%		
6210	Rent Expense	-	-	-	-	-	-	-	-	0.00%		
6250	Solid Waste Service	-	-	-	-	-	-	-	-	0.00%		
6305	Utility Bill Expenses	-	-	-	-	-	-	-	-	0.00%		
6310	Fees/Dues/Subscription Expense	-	19,250	-	-	19,250	10,256	9,624	632	6.57%		
6311	TCEQ Regulatory Fees	-	-	-	-	-	-	-	-	0.00%		
6312	WW Capacity Charges	-	-	-	-	-	-	-	-	0.00%		
6315	Lab Fees	-	-	-	-	-	-	-	-	0.00%		
6321	Repair Projects	-	-	-	-	-	-	-	-	0.00%		
Contracted Services Total		**-**	**66,150**	**-**	**-**	**66,150**	**21,264**	**33,072**	**(11,808)**	**-35.70%**	**(44,886)**	**32%**
6212	Building Maintenance	-	-	-	-	-	-	-	-	0.00%		
6213	District Vehicle Repairs	-	-	-	-	-	-	-	-	0.00%		
6215	Facility Rent Expense	-	-	-	-	-	-	-	-	0.00%		
6216	Equipment Rent Expense	-	-	-	-	-	-	-	-	0.00%		
6320	Repair/Mtc/Warranty Expense	-	500	-	-	500	-	252	(252)	-100.00%		
Maintenance, Repair & Facility Total		**-**	**500**	**-**	**-**	**500**	**-**	**252**	**(252)**	**-100.00%**	**(500)**	**0%**
6105	Equipment	-	-	-	-	-	-	-	-	0.00%		
6110	General Office Supplies	-	300	-	-	300	160	150	10	6.67%		
6115	Materials & Supplies	-	1,000	-	-	1,000	167	498	(331)	-66.47%		
6120	Chemicals	-	-	-	-	-	-	-	-	0.00%		
6121	Lab Supplies	-	-	-	-	-	-	-	-	0.00%		
6122	Uniforms	-	-	-	-	-	-	-	-	0.00%		
6124	Fuel / Oil	-	-	-	-	-	-	-	-	0.00%		
6130	Furniture	-	-	-	-	-	-	-	-	0.00%		
6135	Major Equipment	-	-	-	-	-	-	-	-	0.00%		
6140	Computer Supplies	-	-	-	-	-	-	-	-	0.00%		
6145	Software	-	7,360	-	-	7,360	-	3,678	(3,678)	-100.00%		
6148	Copier/Laser Printer Supplies	-	600	-	-	600	161	300	(139)	-46.33%		
6150	Business Meals	-	-	-	-	-	-	-	-	0.00%		
6154	Water Meters	-	-	-	-	-	-	-	-	0.00%		
6155	Building Materials	-	-	-	-	-	-	-	-	0.00%		
6156	Pipes and Components	-	-	-	-	-	-	-	-	0.00%		

Brushy Creek Municipal Utility District
Budget Workbook
Fiscal Year: **2022** **3/31/2022**

Cost Center **Human Resources** 140 **March 31, 2022**

GL	GL Description	Prior Year Actuals	FY2022 Budget	FY2022 Board Contingency	FY2022 Budget Adjustments	FY2022 Budget Revised	YTD Actual	YTD Budget	YTD Variance $	YTD Variance %	Annual Budget Over / (Under) $	% Spent of Annual Budget
6160	Training Materials	-	-	-	-	-	-	-	-	0.00%		
6180	T-Shirts/Pins/Etc.	-	500	-	-	500	278	252	26	10.32%		
Equipment & Supplies Total		-	9,760	-	-	9,760	766	4,878	(4,112)	-84.30%	(8,994)	8%
Utilities Total		-	-	-	-	-	-	-	-	0.00%	-	
6220	Postage / Mailing / Shipping	-	-	-	-	-	-	-	-	0.00%		
6222	Express Mail/Parcel	-	-	-	-	-	-	-	-	0.00%		
6224	Shipping	-	-	-	-	-	-	-	-	0.00%		
6314	Professional Development Fees	-	6,500	-	-	6,500	-	3,252	(3,252)	-100.00%		
6322	Printing Expense	-	-	-	-	-	48	-	48	0.00%		
6324	Advertising	-	-	-	-	-	-	-	-	0.00%		
6325	Recruiting Expense	-	15,000	-	-	15,000	2,195	7,500	(5,305)	-70.73%		
6327	Program Meals	-	9,500	-	-	9,500	4,527	4,752	(225)	-4.73%		
6401	Donations	-	-	-	-	-	-	-	-	0.00%		
6410	Taxes Expense	-	-	-	-	-	-	-	-	0.00%		
6416	Liability Insurance	-	-	-	-	-	-	-	-	0.00%		
6418	Other Insurance	-	-	-	-	-	-	-	-	0.00%		
6425	Bad Debt Expense	-	-	-	-	-	-	-	-	0.00%		
9000	Clearing Account	-	-	-	-	-	-	-	-	0.00%		
9001	PCard Clearing Account for AP	-	-	-	-	-	-	-	-	0.00%		
Other Expenses Total		-	31,000	-	-	31,000	6,770	15,504	(8,734)	-56.33%	(24,230)	22%
Capital Outlay Total		-	-	-	-	-	-	-	-	0.00%	-	
Bond Payments Total		-	-	-	-	-	-	-	-	0.00%	-	
Interest Payments Total		-	-	-	-	-	-	-	-	0.00%	-	
Bond Issuance Costs Total		-	-	-	-	-	-	-	-	0.00%	-	
Contingency Total		-	-	-	-	-	-	-	-	0.00%	-	
TOTAL EXPENDITURES/EXPENSES		-	307,660	-	-	307,660	114,836	153,834	(38,998)		(192,824)	37%
EXCESS (DEFICIENCY) OF REVENUES OVER (UNDER) EXPENDITURES/EXPENSES		-	(307,660)	-	-	(307,660)	(114,836)	(153,834)	38,998		192,824	37%
OTHER FINANCING SOURCES (USES)												
TOTAL OTHER FINANCING SOURCES (USES)		-	-	-	-	-	-	-	-		-	
NET CHANGE IN FUND BALANCE		-	(307,660)	-	-	(307,660)	(114,836)	(153,834)	38,998		192,824	

Brushy Creek Municipal Utility District
Budget Workbook
Fiscal Year: **2022** **3/31/2022**

Cost Center **Financial Services** 145 **March 31, 2022**

GL	GL Description	Prior Year Actuals	FY2022 Budget	FY2022 Board Contingency	FY2022 Budget Adjustments	FY2022 Budget Revised	YTD Actual	YTD Budget	YTD Variance $	YTD Variance %	Annual Budget Over / (Under) $	% Spent of Annual Budget
REVENUES												
Property Tax Revenue Total		-	-	-	-	-	-	-	-	0.00%	-	
Utility Revenue Total		-	-	-	-	-	-	-	-	0.00%	-	
Recreation Program Revenue		-	-	-	-	-	-	-	-	0.00%	-	
4110	Plan Review Income	-	-	-	-	-	-	-	-	0.00%		
4112	Inspection Fees	-	-	-	-	-	-	-	-	0.00%		
4130	Builders Fees	-	-	-	-	-	-	-	-	0.00%		
4401	Service Charges	-	-	-	-	-	-	-	-	0.00%		
4402	Donations	-	-	-	-	-	-	-	-	0.00%		
4403	Late Charges	-	-	-	-	-	-	-	-	0.00%		
4405	Interest Income	-	-	-	-	-	35,500	-	35,500	0.00%		
4500	Other Income	-	-	-	-	-	-	-	-	0.00%		
4501	Rental Income	-	-	-	-	-	-	-	-	0.00%		
Investment & Other Revenue Total		-	-	-	-	-	35,500	-	35,500	0.00%	35,500	No Budget
TOTAL REVENUES		-	-	-	-	-	35,500	-	35,500		35,500	No Budget
EXPENDITURES/EXPENSES												
5010	Salary	-	390,570	-	-	390,570	124,643	195,288	(70,645)	-36.17%		
5011	Merit Salary	-	-	-	-	-	-	-	-	0.00%		
5012	Overtime	-	3,000	-	-	3,000	1,469	1,500	(31)	-2.07%		
5014	Cell Phone Allowance	-	300	-	-	300	-	150	(150)	-100.00%		
6405	Longevity Awards	-	1,200	-	-	1,200	-	600	(600)	-100.00%		
Salaries Total		-	395,070	-	-	395,070	126,112	197,538	(71,426)	-36.16%	(268,958)	32%
5020	FICA / Medicare	-	30,220	-	-	30,220	9,282	15,108	(5,826)	-38.56%		
5030	Health	-	49,360	-	-	49,360	15,027	24,678	(9,651)	-39.11%		
5031	Vision Insurance	-	530	-	-	530	203	264	(61)	-23.11%		
5032	Dental	-	2,880	-	-	2,880	966	1,440	(474)	-32.92%		
5034	Life	-	700	-	-	700	242	348	(106)	-30.46%		
5035	Disability Insurance	-	2,670	-	-	2,670	880	1,338	(458)	-34.23%		
5040	Workers Compensation	-	4,570	-	-	4,570	2,896	2,286	610	26.68%		
5050	Unemployment Insurance	-	1,770	-	-	1,770	694	888	(194)	-21.85%		
5065	Education Reimbursement	-	-	-	-	-	-	-	-	0.00%		
5070	Retirement	-	32,010	-	-	32,010	9,674	16,008	(6,334)	-39.57%		

Brushy Creek Municipal Utility District
Budget Workbook
Fiscal Year: **2022** **3/31/2022**

Cost Center **Financial Services** 145 **March 31, 2022**

GL	GL Description	Prior Year Actuals	FY2022 Budget	FY2022 Board Contingency	FY2022 Budget Adjustments	FY2022 Budget Revised	YTD Actual	YTD Budget	YTD Variance $	YTD Variance %	Annual Budget Over / (Under) $	% Spent of Annual Budget
Benefits Total		**-**	**124,710**	**-**	**-**	**124,710**	**39,864**	**62,358**	**(22,494)**	**-36.07%**	**(84,846)**	**32%**
5201	Airfare	-	-	-	-	-	-	-	-	0.00%		
5202	Lodging	-	1,000	-	-	1,000	-	498	(498)	-100.00%		
5203	Lodging Tax	-	-	-	-	-	-	-	-	0.00%		
5204	Cab Fare / local transportation	-	-	-	-	-	-	-	-	0.00%		
5205	Parking	-	-	-	-	-	-	-	-	0.00%		
5206	Travel Meals	-	350	-	-	350	-	174	(174)	-100.00%		
5207	Mileage	-	1,500	-	-	1,500	-	750	(750)	-100.00%		
Travel Total		**-**	**2,850**	**-**	**-**	**2,850**	**-**	**1,422**	**(1,422)**	**-100.00%**	**(2,850)**	**0%**
6010	Contractual-Legal	-	-	-	-	-	-	-	-	0.00%		
6011	Contractual Legal - Open Records	-	-	-	-	-	-	-	-	0.00%		
6025	Contractual/Auditing	-	71,000	-	-	71,000	34,750	35,502	(752)	-2.12%		
6030	Contractual/ Trainers- Instructors	-	-	-	-	-	-	-	-	0.00%		
6032	Contractual / 80-20 Programs	-	-	-	-	-	-	-	-	0.00%		
6040	Contractual/Network maint/dev.	-	-	-	-	-	-	-	-	0.00%		
6045	Contractual/Website	-	-	-	-	-	-	-	-	0.00%		
6050	Contractual/Publications Layou	-	-	-	-	-	-	-	-	0.00%		
6055	Security	-	-	-	-	-	-	-	-	0.00%		
6060	Appraisal Fees	-	-	-	-	-	-	-	-	0.00%		
6065	Depository Contract	-	104,000	-	-	104,000	47,709	52,002	(4,293)	-8.26%		
6070	Maintenance Contracts	-	25,555	-	-	25,555	28,441	12,780	15,661	122.54%		
6078	Plumbing Inspections	-	-	-	-	-	-	-	-	0.00%		
6079	Engineering Fees	-	-	-	-	-	-	-	-	0.00%		
6080	Contractual/Contract Labor	-	28,300	-	-	28,300	108,579	14,148	94,431	667.45%		
6153	Water Purchases	-	-	-	-	-	-	-	-	0.00%		
6210	Rent Expense	-	-	-	-	-	-	-	-	0.00%		
6250	Solid Waste Service	-	-	-	-	-	-	-	-	0.00%		
6305	Utility Bill Expenses	-	20,000	-	-	20,000	5,381	10,002	(4,621)	-46.20%		
6310	Fees/Dues/Subscription Expense	-	1,465	-	-	1,465	825	732	93	12.70%		
6311	TCEQ Regulatory Fees	-	-	-	-	-	-	-	-	0.00%		
6312	WW Capacity Charges	-	-	-	-	-	-	-	-	0.00%		
6315	Lab Fees	-	-	-	-	-	-	-	-	0.00%		
6321	Repair Projects	-	-	-	-	-	-	-	-	0.00%		
Contracted Services Total		**-**	**250,320**	**-**	**-**	**250,320**	**225,685**	**125,166**	**100,519**	**80.31%**	**(24,635)**	**90%**

Brushy Creek Municipal Utility District
Budget Workbook
Fiscal Year: **2022** **3/31/2022**

Cost Center **Financial Services** 145 **March 31, 2022**

GL	GL Description	Prior Year Actuals	FY2022 Budget	FY2022 Board Contingency	FY2022 Budget Adjustments	FY2022 Budget Revised	YTD Actual	YTD Budget	YTD Variance $	YTD Variance %	Annual Budget Over / (Under) $	% Spent of Annual Budget
6212	Building Maintenance	-	-	-	-	-	-	-	-	0.00%		
6213	District Vehicle Repairs	-	-	-	-	-	-	-	-	0.00%		
6215	Facility Rent Expense	-	-	-	-	-	-	-	-	0.00%		
6216	Equipment Rent Expense	-	2,880	-	-	2,880	1,374	1,440	(66)	-4.58%		
6320	Repair/Mtc/Warranty Expense	-	500	-	-	500	269	252	17	6.75%		
Maintenance, Repair & Facility Total		**-**	**3,380**	**-**	**-**	**3,380**	**1,643**	**1,692**	**(49)**	**-2.90%**	**(1,737)**	**49%**
6105	Equipment	-	-	-	-	-	36	-	36	0.00%		
6110	General Office Supplies	-	2,000	-	-	2,000	572	1,002	(430)	-42.91%		
6115	Materials & Supplies	-	650	-	-	650	815	324	491	151.54%		
6120	Chemicals	-	-	-	-	-	-	-	-	0.00%		
6121	Lab Supplies	-	-	-	-	-	-	-	-	0.00%		
6122	Uniforms	-	-	-	-	-	-	-	-	0.00%		
6124	Fuel / Oil	-	-	-	-	-	-	-	-	0.00%		
6130	Furniture	-	-	-	-	-	-	-	-	0.00%		
6135	Major Equipment	-	-	-	-	-	-	-	-	0.00%		
6140	Computer Supplies	-	-	-	-	-	-	-	-	0.00%		
6145	Software	-	3,780	-	-	3,780	2,791	1,890	901	47.67%		
6148	Copier/Laser Printer Supplies	-	2,000	-	-	2,000	522	1,002	(480)	-47.90%		
6150	Business Meals	-	-	-	-	-	-	-	-	0.00%		
6154	Water Meters	-	-	-	-	-	-	-	-	0.00%		
6155	Building Materials	-	-	-	-	-	-	-	-	0.00%		
6156	Pipes and Components	-	-	-	-	-	-	-	-	0.00%		
6160	Training Materials	-	-	-	-	-	-	-	-	0.00%		
6180	T-Shirts/Pins/Etc.	-	-	-	-	-	-	-	-	0.00%		
Equipment & Supplies Total		**-**	**8,430**	**-**	**-**	**8,430**	**4,736**	**4,218**	**518**	**12.28%**	**(3,694)**	**56%**
6300	Phone / Cable / Cell / Connectivity	-	75	-	-	75	-	36	(36)	-100.00%		
6304	Pager / Cell Phone	-	700	-	-	700	-	348	(348)	-100.00%		
6400	Utilities Expense	-	-	-	-	-	-	-	-	0.00%		
6430	Streetlights	-	-	-	-	-	-	-	-	0.00%		
Utilities Total		**-**	**775**	**-**	**-**	**775**	**-**	**384**	**(384)**	**-100.00%**	**(775)**	**0%**
6220	Postage / Mailing / Shipping	-	35,100	-	-	35,100	11,781	17,550	(5,769)	-32.87%		
6222	Express Mail/Parcel	-	-	-	-	-	-	-	-	0.00%		
6224	Shipping	-	-	-	-	-	27	-	27	0.00%		
6314	Professional Development Fees	-	3,110	-	-	3,110	739	1,554	(815)	-52.45%		
6322	Printing Expense	-	200	-	-	200	-	102	(102)	-100.00%		
6324	Advertising	-	1,000	-	-	1,000	-	498	(498)	-100.00%		
6325	Recruiting Expense	-	-	-	-	-	-	-	-	0.00%		

Brushy Creek Municipal Utility District
Budget Workbook
Fiscal Year: **2022** **3/31/2022**

Cost Center **Financial Services** 145 **March 31, 2022**

GL	GL Description	Prior Year Actuals	FY2022 Budget	FY2022 Board Contingency	FY2022 Budget Adjustments	FY2022 Budget Revised	YTD Actual	YTD Budget	YTD Variance $	YTD Variance %	Annual Budget Over / (Under) $	% Spent of Annual Budget
6327	Program Meals	-	1,000	-	-	1,000	-	498	(498)	-100.00%		
6401	Donations	-	-	-	-	-	-	-	-	0.00%		
6410	Taxes Expense	-	-	-	-	-	-	-	-	0.00%		
6416	Liability Insurance	-	-	-	-	-	1,400	-	1,400	0.00%		
6418	Other Insurance	-	-	-	-	-	-	-	-	0.00%		
6425	Bad Debt Expense	-	1,000	-	-	1,000	(191)	498	(689)	-138.35%		
9000	Clearing Account	-	-	-	-	-	-	-	-	0.00%		
9001	PCard Clearing Account for AP	-	-	-	-	-	-	-	-	0.00%		
Other Expenses Total		**-**	**41,410**	**-**	**-**	**41,410**	**13,756**	**20,700**	**(6,944)**	**-33.55%**	**(27,654)**	**33%**
5901	Capital Expenditure - Nontax Fund	-	-	-	-	-	-	-	-	0.00%		
5902	Capital Expenditure - Tax Funded	-	10,000	-	-	10,000	-	4,998	(4,998)	-100.00%		
Capital Outlay Total		**-**	**10,000**	**-**	**-**	**10,000**	**-**	**4,998**	**(4,998)**	**-100.00%**	**(10,000)**	**0%**
Bond Payments Total		**-**	**-**	**-**	**-**	**-**	**-**	**-**	**-**	**0.00%**	**-**	
Interest Payments Total		**-**	**-**	**-**	**-**	**-**	**-**	**-**	**-**	**0.00%**	**-**	
Bond Issuance Costs Total		**-**	**-**	**-**	**-**	**-**	**-**	**-**	**-**	**0.00%**	**-**	
Contingency Total		**-**	**-**	**-**	**-**	**-**	**-**	**-**	**-**	**0.00%**	**-**	
TOTAL EXPENDITURES/EXPENSES		**-**	**836,945**	**-**	**-**	**836,945**	**411,796**	**418,476**	**(6,680)**		**(425,149)**	**49%**
EXCESS (DEFICIENCY) OF REVENUES OVER (UNDER) EXPENDITURES/EXPENSES		**-**	**(836,945)**	**-**	**-**	**(836,945)**	**(376,296)**	**(418,476)**	**42,180**		**460,649**	**45%**
OTHER FINANCING SOURCES (USES)												
TOTAL OTHER FINANCING SOURCES (USES)		**-**	**-**	**-**	**-**	**-**	**-**	**-**	**-**		**-**	
NET CHANGE IN FUND BALANCE		**-**	**(836,945)**	**-**	**-**	**(836,945)**	**(376,296)**	**(418,476)**	**42,180**		**460,649**	

Brushy Creek Municipal Utility District
Budget Workbook
Fiscal Year: **2022** **3/31/2022**

Cost Center **Builders Park Fees** 225

March 31, 2022

GL	GL Description	Prior Year Actuals	FY2022 Budget	FY2022 Board Contingency	FY2022 Budget Adjustments	FY2022 Budget Revised	YTD Actual	YTD Budget	YTD Variance $	YTD Variance %	Annual Budget Over / (Under) $	% Spent of Annual Budget
REVENUES												
Property Tax Revenue Total		-	-	-	-	-	-	-	-	0.00%	-	
Utility Revenue Total		-	-	-	-	-	-	-	-	0.00%	-	
Recreation Program Revenue		-	-	-	-	-	-	-	-	0.00%	-	
4110	Plan Review Income	-	-	-	-	-	-	-	-	0.00%		
4112	Inspection Fees	-	-	-	-	-	-	-	-	0.00%		
4130	Builders Fees	986	-	-	-	-	1,015	-	1,015	0.00%		
4401	Service Charges	-	-	-	-	-	-	-	-	0.00%		
4402	Donations	-	-	-	-	-	-	-	-	0.00%		
4403	Late Charges	-	-	-	-	-	-	-	-	0.00%		
4405	Interest Income	847	-	-	-	-	431	-	431	0.00%		
4500	Other Income	-	-	-	-	-	-	-	-	0.00%		
4501	Rental Income	-	-	-	-	-	-	-	-	0.00%		
Investment & Other Revenue Total		1,832	-	-	-	-	1,446	-	1,446	0.00%	1,446	No Budget
TOTAL REVENUES		1,832	-	-	-	-	1,446	-	1,446		1,446	No Budget
EXPENDITURES/EXPENSES												
Salaries Total		-	-	-	-	-	-	-	-	0.00%	-	
Benefits Total		-	-	-	-	-	-	-	-	0.00%	-	
Travel Total		-	-	-	-	-	-	-	-	0.00%	-	
Contracted Services Total		-	-	-	-	-	-	-	-	0.00%	-	
Maintenance, Repair & Facility Total		-	-	-	-	-	-	-	-	0.00%	-	
Equipment & Supplies Total		-	-	-	-	-	-	-	-	0.00%	-	
Utilities Total		-	-	-	-	-	-	-	-	0.00%	-	
Other Expenses Total		-	-	-	-	-	-	-	-	0.00%	-	
Capital Outlay Total		-	-	-	-	-	-	-	-	0.00%	-	
Bond Payments Total		-	-	-	-	-	-	-	-	0.00%	-	
Interest Payments Total		-	-	-	-	-	-	-	-	0.00%	-	
Bond Issuance Costs Total		-	-	-	-	-	-	-	-	0.00%	-	
Contingency Total		-	-	-	-	-	-	-	-	0.00%	-	
TOTAL EXPENDITURES/EXPENSES		-	-	-	-	-	-	-	-		-	
EXCESS (DEFICIENCY) OF REVENUES OVER (UNDER) EXPENDITURES/EXPENSES		1,832	-	-	-	-	1,446	-	1,446		1,446	No Budget
OTHER FINANCING SOURCES (USES)												

Brushy Creek Municipal Utility District
Budget Workbook
Fiscal Year: **2022** **3/31/2022**

Cost Center **Builders Park Fees** 225

March 31, 2022

GL	GL Description	Prior Year Actuals	FY2022 Budget	FY2022 Board Contingency	FY2022 Budget Adjustments	FY2022 Budget Revised	YTD Actual	YTD Budget	YTD Variance $	YTD Variance %	Annual Budget Over / (Under) $	% Spent of Annual Budget
TOTAL OTHER FINANCING SOURCES (USES)		-	-	-	-	-	-	-	-		-	
NET CHANGE IN FUND BALANCE		**1,832**	-	-	-	-	**1,446**	-	**1,446**		**1,446**	

Brushy Creek Municipal Utility District
Budget Workbook
Fiscal Year: **2022** **3/31/2022**

Recreation **March 31, 2022**

GL	GL Description	Prior Year Actuals	FY2022 Budget	FY2022 Board Contingency	FY2022 Budget Adjustments	FY2022 Budget Revised	YTD Actual	YTD Budget	YTD Variance $	YTD Variance %	Annual Budget Over / (Under) $	% Spent of Annual Budget
REVENUES												
Property Tax Revenue Total		-	-	-	-	-	-	-	-	0.00%	-	
Utility Revenue Total		-	-	-	-	-	-	-	-	0.00%	-	
4502	Promotional Materials	150	1,200	-	-	1,200	265	600	(335)	-55.83%		
4504	Community Events Revenue	11,438	15,675	-	-	15,675	2,185	7,842	(5,657)	-72.14%		
4505	Program Revenue Contract	166,324	169,370	-	-	169,370	119,724	38,469	81,255	211.22%		
4510	Programming Events Income	106,328	78,204	-	-	78,204	13,110	39,114	(26,004)	-66.48%		
4512	Community Events Revenue	-	-	-	-	-	-	-	-	0.00%		
4515	Camp Income	242,582	269,250	-	-	269,250	89,079	54,737	34,342	62.74%		
4518	Memberships - Short Term	46,715	34,260	-	-	34,260	31,980	17,130	14,850	86.69%		
4519	New Memberships	23,479	20,820	-	-	20,820	10,530	10,410	120	1.15%		
4520	Memberships	413,186	403,670	-	-	403,670	222,918	201,834	21,084	10.45%		
4521	Season Passes	78,080	66,700	-	-	66,700	9,732	33,354	(23,622)	-70.82%		
4522	Day Passes	79,621	64,350	-	-	64,350	36,584	32,178	4,406	13.69%		
4523	Fitness Revenue	246,875	324,840	-	-	324,840	176,661	95,371	81,290	85.24%		
4524	Senior Programs	245	200	-	-	200	160	102	58	56.86%		
4525	Child Programs / Child Play	2,782	2,795	-	-	2,795	1,452	1,398	54	3.86%		
Recreation Program Revenue		**1,417,804**	**1,451,334**	**-**	**-**	**1,451,334**	**714,380**	**532,539**	**181,841**	**34.15%**	**(736,954)**	**49%**
4110	Plan Review Income	-	-	-	-	-	-	-	-	0.00%		
4112	Inspection Fees	-	-	-	-	-	-	-	-	0.00%		
4130	Builders Fees	-	-	-	-	-	-	-	-	0.00%		
4401	Service Charges	-	-	-	-	-	-	-	-	0.00%		
4402	Donations	2,550	-	-	-	-	562	-	562	0.00%		
4403	Late Charges	-	-	-	-	-	-	-	-	0.00%		
4405	Interest Income	-	-	-	-	-	-	-	-	0.00%		
4500	Other Income	2,693	1,800	-	-	1,800	1,495	900	595	66.11%		
4501	Rental Income	143,254	138,275	-	-	138,275	77,694	69,138	8,556	12.38%		
Investment & Other Revenue Total		**148,497**	**140,075**	**-**	**-**	**140,075**	**79,751**	**70,038**	**9,713**	**13.87%**	**(60,324)**	**57%**
TOTAL REVENUES		**1,566,301**	**1,591,409**	**-**	**-**	**1,591,409**	**794,131**	**602,577**	**191,554**		**(797,278)**	**50%**
EXPENDITURES/EXPENSES												
5010	Salary	1,702,229	1,893,980	-	-	1,893,980	848,561	720,818	127,743	17.72%		
5011	Merit Salary	-	-	-	-	-	-	-	-	0.00%		
5012	Overtime	9,822	13,250	-	-	13,250	7,049	6,630	419	6.32%		
5014	Cell Phone Allowance	-	2,100	-	-	2,100	1,098	1,050	48	4.57%		
6405	Longevity Awards	-	9,880	-	-	9,880	-	4,944	(4,944)	-100.00%		

Brushy Creek Municipal Utility District
Budget Workbook
Fiscal Year: **2022** **3/31/2022**

Recreation

March 31, 2022

GL	GL Description	Prior Year Actuals	FY2022 Budget	FY2022 Board Contingency	FY2022 Budget Adjustments	FY2022 Budget Revised	YTD Actual	YTD Budget	YTD Variance $	YTD Variance %	Annual Budget Over / (Under) $	% Spent of Annual Budget
Salaries Total		**1,712,051**	**1,919,210**	**-**	**-**	**1,919,210**	**856,708**	**733,442**	**123,266**	**16.81%**	**(1,062,502)**	**45%**
5020	FICA / Medicare	130,581	146,710	-	-	146,710	**64,895**	**55,879**	**9,016**	**16.13%**		
5030	Health	120,189	138,330	-	-	138,330	**63,840**	**54,722**	**9,118**	**16.66%**		
5031	Vision Insurance	1,375	1,410	-	-	1,410	**772**	**708**	**64**	**9.04%**		
5032	Dental	6,812	7,460	-	-	7,460	**3,622**	**3,732**	**(110)**	**-2.95%**		
5034	Life	1,278	1,330	-	-	1,330	**648**	**666**	**(18)**	**-2.70%**		
5035	Disability Insurance	4,263	4,580	-	-	4,580	**2,132**	**2,292**	**(160)**	**-6.98%**		
5040	Workers Compensation	19,049	22,150	-	-	22,150	**14,037**	**11,076**	**2,961**	**26.73%**		
5050	Unemployment Insurance	17,131	9,000	-	-	9,000	**14,423**	**4,506**	**9,917**	**220.08%**		
5065	Education Reimbursement	-	-	-	-	-	**-**	**-**	**-**	**0.00%**		
5070	Retirement	84,537	123,550	-	-	123,550	**56,521**	**49,297**	**7,224**	**14.65%**		
Benefits Total		**385,216**	**454,520**	**-**	**-**	**454,520**	**220,890**	**182,878**	**38,012**	**20.79%**	**(233,630)**	**49%**
5201	Airfare	-	-	-	-	-	**762**	**-**	**762**	**0.00%**		
5202	Lodging	384	1,800	-	-	1,800	**1,498**	**900**	**598**	**66.44%**		
5203	Lodging Tax	-	-	-	-	-	**233**	**-**	**233**	**0.00%**		
5204	Cab Fare / local transportation	-	-	-	-	-	**500**	**-**	**500**	**0.00%**		
5205	Parking	52	-	-	-	-	**113**	**-**	**113**	**0.00%**		
5206	Travel Meals	275	615	-	-	615	**589**	**312**	**277**	**88.78%**		
5207	Mileage	5,537	2,815	-	-	2,815	**1,616**	**1,416**	**200**	**14.12%**		
Travel Total		**6,248**	**5,230**	**-**	**-**	**5,230**	**5,311**	**2,628**	**2,683**	**102.09%**	**81**	**102%**
6010	Contractual-Legal	-	-	-	-	-	**-**	**-**	**-**	**0.00%**		
6011	Contractual Legal - Open Records	-	-	-	-	-	**-**	**-**	**-**	**0.00%**		
6025	Contractual/Auditing	-	-	-	-	-	**-**	**-**	**-**	**0.00%**		
6030	Contractual/ Trainers- Instructors	-	-	-	-	-	**-**	**-**	**-**	**0.00%**		
6032	Contractual / 80-20 Programs	113,756	135,344	-	-	135,344	**77,518**	**67,668**	**9,850**	**14.56%**		
6040	Contractual/Network maint/dev.	-	-	-	-	-	**-**	**-**	**-**	**0.00%**		
6045	Contractual/Website	-	-	-	-	-	**-**	**-**	**-**	**0.00%**		
6050	Contractual/Publications Layou	-	-	-	-	-	**-**	**-**	**-**	**0.00%**		
6055	Security	1,040	5,225	-	-	5,225	**1,150**	**2,616**	**(1,466)**	**-56.04%**		
6060	Appraisal Fees	-	-	-	-	-	**-**	**-**	**-**	**0.00%**		
6065	Depository Contract	32,198	42,700	-	-	42,700	**18,218**	**21,348**	**(3,130)**	**-14.66%**		
6070	Maintenance Contracts	12,993	24,780	-	-	24,780	**20,181**	**12,390**	**7,791**	**62.88%**		
6078	Plumbing Inspections	-	-	-	-	-	**-**	**-**	**-**	**0.00%**		
6079	Engineering Fees	-	-	-	-	-	**-**	**-**	**-**	**0.00%**		
6080	Contractual/Contract Labor	82,437	111,805	-	-	111,805	**54,614**	**55,890**	**(1,276)**	**-2.28%**		
6153	Water Purchases	-	-	-	-	-	**-**	**-**	**-**	**0.00%**		
6210	Rent Expense	-	-	-	-	-	**-**	**-**	**-**	**0.00%**		

Brushy Creek Municipal Utility District
Budget Workbook
Fiscal Year: **2022** **3/31/2022**

Recreation **March 31, 2022**

GL	GL Description	Prior Year Actuals	FY2022 Budget	FY2022 Board Contingency	FY2022 Budget Adjustments	FY2022 Budget Revised	YTD Actual	YTD Budget	YTD Variance $	YTD Variance %	Annual Budget Over / (Under) $	% Spent of Annual Budget
6250	Solid Waste Service	-	-	-	-	-	-	-	-	0.00%		
6305	Utility Bill Expenses	-	6,360	-	-	6,360	4,453	3,180	1,273	40.03%		
6310	Fees/Dues/Subscription Expense	57,243	47,280	-	-	47,280	14,966	23,658	(8,692)	-36.74%		
6311	TCEQ Regulatory Fees	-	-	-	-	-	-	-	-	0.00%		
6312	WW Capacity Charges	-	-	-	-	-	-	-	-	0.00%		
6315	Lab Fees	-	-	-	-	-	-	-	-	0.00%		
6321	Repair Projects	-	-	-	-	-	-	-	-	0.00%		
Contracted Services Total		**299,667**	**373,494**	**-**	**-**	**373,494**	**191,100**	**186,750**	**4,350**	**2.33%**	**(182,394)**	**51%**
6212	Building Maintenance	-	-	-	-	-	-	-	-	0.00%		
6213	District Vehicle Repairs	235	3,300	-	-	3,300	254	1,650	(1,396)	-84.61%		
6215	Facility Rent Expense	-	-	-	-	-	-	-	-	0.00%		
6216	Equipment Rent Expense	9,106	24,290	-	-	24,290	3,805	12,144	(8,339)	-68.67%		
6320	Repair/Mtc/Warranty Expense	7,686	15,225	-	-	15,225	3,572	7,608	(4,036)	-53.05%		
Maintenance, Repair & Facility Total		**17,027**	**42,815**	**-**	**-**	**42,815**	**7,631**	**21,402**	**(13,771)**	**-64.34%**	**(35,184)**	**18%**
6105	Equipment	8,124	9,300	-	-	9,300	3,195	4,662	(1,467)	-31.47%		
6110	General Office Supplies	1,610	1,050	-	-	1,050	896	528	368	69.70%		
6115	Materials & Supplies	88,107	115,125	2,055	-	117,180	73,602	59,661	13,941	23.37%		
6120	Chemicals	-	1,000	-	-	1,000	-	498	(498)	-100.00%		
6121	Lab Supplies	-	-	-	-	-	-	-	-	0.00%		
6122	Uniforms	4,102	7,550	-	-	7,550	3,008	3,780	(772)	-20.42%		
6124	Fuel / Oil	2,101	8,400	-	-	8,400	1,872	4,200	(2,328)	-55.43%		
6130	Furniture	9,473	5,000	-	-	5,000	3,188	2,502	686	27.42%		
6135	Major Equipment	1,118	5,500	-	-	5,500	4,996	2,748	2,248	81.80%		
6140	Computer Supplies	192	-	-	-	-	367	-	367	0.00%		
6145	Software	-	2,300	-	-	2,300	2,296	1,152	1,144	99.31%		
6148	Copier/Laser Printer Supplies	1,252	1,900	-	-	1,900	1,374	954	420	44.03%		
6150	Business Meals	214	-	-	-	-	-	-	-	0.00%		
6154	Water Meters	-	-	-	-	-	-	-	-	0.00%		
6155	Building Materials	-	-	-	-	-	-	-	-	0.00%		
6156	Pipes and Components	-	-	-	-	-	-	-	-	0.00%		
6160	Training Materials	-	2,095	-	-	2,095	126	1,050	(924)	-88.00%		
6180	T-Shirts/Pins/Etc.	29,828	35,575	-	-	35,575	16,949	17,802	(853)	-4.79%		
Equipment & Supplies Total		**146,122**	**194,795**	**2,055**	**-**	**196,850**	**111,869**	**99,537**	**12,332**	**12.39%**	**(84,981)**	**57%**
6300	Phone / Cable / Cell / Connectivity	13,609	13,280	-	-	13,280	6,971	6,642	329	4.95%		
6304	Pager / Cell Phone	2,078	360	-	-	360	162	180	(18)	-10.00%		
6400	Utilities Expense	76,678	76,200	-	-	76,200	36,824	38,100	(1,276)	-3.35%		
6430	Streetlights	-	-	-	-	-	-	-	-	0.00%		

Brushy Creek Municipal Utility District
Budget Workbook
Fiscal Year: **2022** **3/31/2022**

Recreation **March 31, 2022**

GL	GL Description	Prior Year Actuals	FY2022 Budget	FY2022 Board Contingency	FY2022 Budget Adjustments	FY2022 Budget Revised	YTD Actual	YTD Budget	YTD Variance $	YTD Variance %	Annual Budget Over / (Under) $	% Spent of Annual Budget
Utilities Total		**92,365**	**89,840**	**-**	**-**	**89,840**	**43,957**	**44,922**	**(965)**	**-2.15%**	**(45,883)**	**49%**
6220	Postage / Mailing / Shipping	3,084	4,200	-	-	4,200	-	2,100	(2,100)	-100.00%		
6222	Express Mail/Parcel	-	-	-	-	-	-	-	-	0.00%		
6224	Shipping	558	1,300	-	-	1,300	-	648	(648)	-100.00%		
6314	Professional Development Fees	1,956	7,500	-	-	7,500	1,454	3,750	(2,296)	-61.23%		
6322	Printing Expense	12,484	15,290	-	-	15,290	7,144	7,644	(500)	-6.54%		
6324	Advertising	654	-	-	-	-	530	-	530	0.00%		
6325	Recruiting Expense	-	-	-	-	-	-	-	-	0.00%		
6327	Program Meals	411	1,200	-	-	1,200	-	600	(600)	-100.00%		
6401	Donations	-	-	-	-	-	-	-	-	0.00%		
6410	Taxes Expense	-	-	-	-	-	-	-	-	0.00%		
6416	Liability Insurance	-	-	-	-	-	-	-	-	0.00%		
6418	Other Insurance	-	-	-	-	-	-	-	-	0.00%		
6425	Bad Debt Expense	-	-	-	-	-	-	-	-	0.00%		
9000	Clearing Account	-	-	-	-	-	-	-	-	0.00%		
9001	PCard Clearing Account for AP	-	-	-	-	-	-	-	-	0.00%		
Other Expenses Total		**19,146**	**29,490**	**-**	**-**	**29,490**	**9,128**	**14,742**	**(5,614)**	**-38.08%**	**(20,362)**	**31%**
5901	Capital Expenditure - Nontax Fund	669,252	150,000	-	-	150,000	27,469	75,000	(47,531)	-63.37%		
5902	Capital Expenditure - Tax Funded	7,120	150,000	-	-	150,000	-	75,000	(75,000)	-100.00%		
Capital Outlay Total		**676,372**	**300,000**	**-**	**-**	**300,000**	**27,469**	**150,000**	**(122,531)**	**-81.69%**	**(272,531)**	**9%**
6421	Debt Principal	-	-	-	-	-	-	-	-	0.00%		
6440	Principal - 2019 Refunding	-	-	-	-	-	-	-	-	0.00%		
6442	Principal - Series 2020 Refunding	-	-	-	-	-	-	-	-	0.00%		
6444	Principal - Series 2020 Refunding D	-	-	-	-	-	-	-	-	0.00%		
6446	Principal - Seires 2020	-	-	-	-	-	-	-	-	0.00%		
6451	Principal - 2015 Series DA	-	-	-	-	-	-	-	-	0.00%		
6453	Principal - 2015 Refunding DA	-	-	-	-	-	-	-	-	0.00%		
6455	Principal - 2016 CC Revenue	440,000	450,000	-	-	450,000	-	-	-	0.00%		
6459	Principal - 2009 Refunding	-	-	-	-	-	-	-	-	0.00%		
6460	Principal - 2005 Bond	-	-	-	-	-	-	-	-	0.00%		
6462	Principal-2011 Series DA	-	-	-	-	-	-	-	-	0.00%		
6463	Principal - 2013 Series DA	-	-	-	-	-	-	-	-	0.00%		
6464	Principal - 2009 Series DA	-	-	-	-	-	-	-	-	0.00%		
6465	Principal-2011 Refunding	-	-	-	-	-	-	-	-	0.00%		
6469	Principal - 2008 Series DA	-	-	-	-	-	-	-	-	0.00%		
6470	Principal - 2010 Refunding	-	-	-	-	-	-	-	-	0.00%		
6481	Principal-TWDB Bonds	-	-	-	-	-	-	-	-	0.00%		

Brushy Creek Municipal Utility District
Budget Workbook
Fiscal Year: **2022** **3/31/2022**

Recreation **March 31, 2022**

GL	GL Description	Prior Year Actuals	FY2022 Budget	FY2022 Board Contingency	FY2022 Budget Adjustments	FY2022 Budget Revised	YTD Actual	YTD Budget	YTD Variance $	YTD Variance %	Annual Budget Over / (Under) $	% Spent of Annual Budget
6484	Principal-2012 Refunding	-	-	-	-	-	-	-	-	0.00%		
6485	Principal-2013 Refunding	-	-	-	-	-	-	-	-	0.00%		
6488	Principal-2007 Refunding	-	-	-	-	-	-	-	-	0.00%		
6496	Principal - Series 2020A Refunding	-	-	-	-	-	-	-	-	0.00%		
Bond Payments Total		**440,000**	**450,000**	**-**	**-**	**450,000**	**-**	**-**	**-**	**0.00%**	**(450,000)**	**0%**
6420	Interest Expense	-	-	-	-	-	-	-	-	0.00%		
6441	Interest - 2019 Refunding	-	-	-	-	-	-	-	-	0.00%		
6443	Interest - Series 2020 Refunding	-	-	-	-	-	-	-	-	0.00%		
6445	Interest - Series 2020 Refunding D/	-	-	-	-	-	-	-	-	0.00%		
6447	Interest - Series 2020	-	-	-	-	-	-	-	-	0.00%		
6452	Interest - 2015 Series DA	-	-	-	-	-	-	-	-	0.00%		
6454	Interest - 2015 Refunding DA	-	-	-	-	-	-	-	-	0.00%		
6456	Interest - 2016 CC Revenue	130,317	118,745	-	-	118,745	**59,372**	**59,372**	-	0.00%		
6457	Interest-2011 Refunding	-	-	-	-	-	-	-	-	0.00%		
6461	Fiscal Agent Fees	-	-	-	-	-	-	-	-	0.00%		
6466	Interest - 2009 Refunding	-	-	-	-	-	-	-	-	0.00%		
6467	Interest 2007 Refunding	-	-	-	-	-	-	-	-	0.00%		
6471	Interest - 2010 Refunding	-	-	-	-	-	-	-	-	0.00%		
6472	Interest - 2011 Series DA	-	-	-	-	-	-	-	-	0.00%		
6473	Interest - 2011 Refunding	-	-	-	-	-	-	-	-	0.00%		
6474	Interest - 2009 Series DA	-	-	-	-	-	-	-	-	0.00%		
6476	Interest - 2005 Issue	-	-	-	-	-	-	-	-	0.00%		
6477	Interest - TWDB Bonds	-	-	-	-	-	-	-	-	0.00%		
6478	Interest - 2013 Series DA	-	-	-	-	-	-	-	-	0.00%		
6479	Interest - 2008 Series DA	-	-	-	-	-	-	-	-	0.00%		
6486	Interest-2013 Refunding	-	-	-	-	-	-	-	-	0.00%		
6487	Interest-2012 Refunding	-	-	-	-	-	-	-	-	0.00%		
6489	Principal - Series 2021 Refunding D	-	-	-	-	-	-	-	-	0.00%		
6497	Interest - Series 2020A Refunding	-	-	-	-	-	-	-	-	0.00%		
6498	Interest - Series 2021 Refunding D/	-	-	-	-	-	-	-	-	0.00%		
Interest Payments Total		**130,317**	**118,745**	**-**	**-**	**118,745**	**59,372**	**59,372**	**-**	**0.00%**	**(59,373)**	**50%**
Bond Issuance Costs Total		**-**	**-**	**-**	**-**	**-**	**-**	**-**	**-**	**0.00%**	**-**	
Contingency Total		**-**	**-**	**-**	**-**	**-**	**-**	**-**	**-**	**0.00%**	**-**	
TOTAL EXPENDITURES/EXPENSES		**3,924,530**	**3,978,139**	**2,055**	**-**	**3,980,194**	**1,533,435**	**1,495,673**	**37,762**		**(2,446,759)**	**39%**
EXCESS (DEFICIENCY) OF REVENUES OVER (UNDER) EXPENDITURES/EXPENSES		**(2,358,229)**	**(2,386,730)**	**(2,055)**	**-**	**(2,388,785)**	**(739,304)**	**(893,096)**	**153,792**		**1,649,481**	**31%**

Brushy Creek Municipal Utility District
Budget Workbook
Fiscal Year: **2022** **3/31/2022**

Recreation

March 31, 2022

GL	GL Description	Prior Year Actuals	FY2022 Budget	FY2022 Board Contingency	FY2022 Budget Adjustments	FY2022 Budget Revised	YTD Actual	YTD Budget	YTD Variance $	YTD Variance %	Annual Budget Over / (Under) $	% Spent of Annual Budget
OTHER FINANCING SOURCES (USES)												
4105	Sale of Surplus Assets Proceeds	-	-	-	-	-	-	-	-	0.00%		
4120	Bond Revenue	-	-	-	-	-	-	-	-	0.00%		
4121	Bond Premium Revenue	-	-	-	-	-	-	-	-	0.00%		
6423	Loss on Sale of Equipment	-	-	-	-	-	-	-	-	0.00%		
6482	Cost Center Transfer To	(2,483,075)	-	-	-	-	-	-	-	0.00%		
6483	Cost Center Transfer From	-	(2,236,730)	-	-	(2,236,730)	(739,306)	(816,041)	76,735	0.00%		
6495	Pymt to Escrow Agent	-	-	-	-	-	-	-	-	0.00%		
9997	Committed Fund Balance	-	-	-	-	-	-	-	-	0.00%		
9998	Assigned Fund Balance	-	-	-	-	-	-	-	-	0.00%		
9999	Unassigned Fund Balance	-	-	-	-	-	-	-	-	0.00%		
TOTAL OTHER FINANCING SOURCES (USES)		**(2,483,075)**	**(2,236,730)**	**-**	**-**	**(2,236,730)**	**(739,306)**	**(816,041)**	**76,735**	**-**	**1,497,424**	**33%**
NET CHANGE IN FUND BALANCE		**124,846**	**(150,000)**	**(2,055)**	**-**	**(152,055)**	**2**	**(77,055)**	**77,057**		**152,057**	

Brushy Creek Municipal Utility District
Budget Workbook
Fiscal Year: **2022** **3/31/2022**

Cost Center **Parks Programs** 200 **March 31, 2022**

GL	GL Description	Prior Year Actuals	FY2022 Budget	FY2022 Board Contingency	FY2022 Budget Adjustments	FY2022 Budget Revised	YTD Actual	YTD Budget	YTD Variance $	YTD Variance %	Annual Budget Over / (Under) $	% Spent of Annual Budget
REVENUES												
Property Tax Revenue Total		-	-	-	-	-	-	-	-	0.00%	-	
Utility Revenue Total		-	-	-	-	-	-	-	-	0.00%	-	
4502	Promotional Materials	150	1,200	-	-	1,200	265	600	(335)	-55.83%		
4504	Community Events Revenue	11,438	15,675	-	-	15,675	2,185	7,842	(5,657)	-72.14%		
4505	Program Revenue Contract	41,802	21,000	-	-	21,000	22,507	9,616	12,891	134.06%		
4510	Programming Events Income	2,890	3,950	-	-	3,950	755	1,980	(1,225)	-61.87%		
4512	Community Events Revenue	-	-	-	-	-	-	-	-	0.00%		
4515	Camp Income	-	-	-	-	-	-	-	-	0.00%		
4518	Memberships - Short Term	-	-	-	-	-	-	-	-	0.00%		
4519	New Memberships	-	-	-	-	-	-	-	-	0.00%		
4520	Memberships	-	-	-	-	-	-	-	-	0.00%		
4521	Season Passes	5,783	3,500	-	-	3,500	2,018	1,752	266	15.18%		
4522	Day Passes	-	-	-	-	-	-	-	-	0.00%		
4523	Fitness Revenue	97,329	103,400	-	-	103,400	40,923	17,029	23,894	140.31%		
4524	Senior Programs	-	-	-	-	-	-	-	-	0.00%		
4525	Child Programs / Child Play	-	-	-	-	-	-	-	-	0.00%		
Recreation Program Revenue		**159,391**	**148,725**	**-**	**-**	**148,725**	**68,653**	**38,819**	**29,834**	**76.85%**	**(80,072)**	**46%**
4110	Plan Review Income	-	-	-	-	-	-	-	-	0.00%		
4112	Inspection Fees	-	-	-	-	-	-	-	-	0.00%		
4130	Builders Fees	-	-	-	-	-	-	-	-	0.00%		
4401	Service Charges	-	-	-	-	-	-	-	-	0.00%		
4402	Donations	2,150	-	-	-	-	487	-	487	0.00%		
4403	Late Charges	-	-	-	-	-	-	-	-	0.00%		
4405	Interest Income	-	-	-	-	-	-	-	-	0.00%		
4500	Other Income	-	-	-	-	-	-	-	-	0.00%		
4501	Rental Income	13,546	9,800	-	-	9,800	11,644	4,902	6,742	137.54%		
Investment & Other Revenue Total		**15,696**	**9,800**	**-**	**-**	**9,800**	**12,131**	**4,902**	**7,229**	**147.47%**	**2,331**	**124%**
TOTAL REVENUES		**175,087**	**158,525**	**-**	**-**	**158,525**	**80,784**	**43,721**	**37,063**		**(77,741)**	**51%**
EXPENDITURES/EXPENSES												
5010	Salary	244,716	203,970	-	-	203,970	97,840	84,208	13,632	16.19%		
5011	Merit Salary	-	-	-	-	-	-	-	-	0.00%		
5012	Overtime	2,203	750	-	-	750	2,456	378	2,078	549.74%		
5014	Cell Phone Allowance	-	500	-	-	500	282	252	30	11.90%		

Brushy Creek Municipal Utility District
Budget Workbook
Fiscal Year: **2022** **3/31/2022**

Cost Center **Parks Programs** 200 **March 31, 2022**

GL	GL Description	Prior Year Actuals	FY2022 Budget	FY2022 Board Contingency	FY2022 Budget Adjustments	FY2022 Budget Revised	YTD Actual	YTD Budget	YTD Variance $	YTD Variance %	Annual Budget Over / (Under) $	% Spent of Annual Budget
6405	Longevity Awards	-	1,380	-	-	1,380	-	690	(690)	-100.00%		
Salaries Total		**246,919**	**206,600**	**-**	**-**	**206,600**	**100,578**	**85,528**	**15,050**	**17.60%**	**(106,022)**	**49%**
5020	FICA / Medicare	18,759	15,800	-	-	15,800	7,582	6,523	1,059	16.23%		
5030	Health	21,477	21,360	-	-	21,360	10,544	8,818	1,726	19.57%		
5031	Vision Insurance	248	230	-	-	230	131	114	17	14.91%		
5032	Dental	1,244	1,200	-	-	1,200	620	600	20	3.33%		
5034	Life	260	230	-	-	230	130	114	16	14.04%		
5035	Disability Insurance	898	810	-	-	810	428	408	20	4.90%		
5040	Workers Compensation	2,563	2,390	-	-	2,390	1,515	1,194	321	26.88%		
5050	Unemployment Insurance	1,864	970	-	-	970	864	486	378	77.78%		
5065	Education Reimbursement	-	-	-	-	-	-	-	-	0.00%		
5070	Retirement	13,931	16,740	-	-	16,740	7,215	6,912	303	4.38%		
Benefits Total		**61,244**	**59,730**	**-**	**-**	**59,730**	**29,029**	**25,169**	**3,860**	**15.34%**	**(30,701)**	**49%**
5201	Airfare	-	-	-	-	-	-	-	-	0.00%		
5202	Lodging	-	300	-	-	300	-	150	(150)	-100.00%		
5203	Lodging Tax	-	-	-	-	-	-	-	-	0.00%		
5204	Cab Fare / local transportation	-	-	-	-	-	-	-	-	0.00%		
5205	Parking	-	-	-	-	-	-	-	-	0.00%		
5206	Travel Meals	-	-	-	-	-	-	-	-	0.00%		
5207	Mileage	6	150	-	-	150	16	78	(62)	-79.49%		
Travel Total		**6**	**450**	**-**	**-**	**450**	**16**	**228**	**(212)**	**-92.98%**	**(434)**	**4%**
6010	Contractual-Legal	-	-	-	-	-	-	-	-	0.00%		
6011	Contractual Legal - Open Records	-	-	-	-	-	-	-	-	0.00%		
6025	Contractual/Auditing	-	-	-	-	-	-	-	-	0.00%		
6030	Contractual/ Trainers- Instructors	-	-	-	-	-	-	-	-	0.00%		
6032	Contractual / 80-20 Programs	26,437	16,800	-	-	16,800	16,173	8,400	7,773	92.54%		
6040	Contractual/Network maint/dev.	-	-	-	-	-	-	-	-	0.00%		
6045	Contractual/Website	-	-	-	-	-	-	-	-	0.00%		
6050	Contractual/Publications Layou	-	-	-	-	-	-	-	-	0.00%		
6055	Security	440	3,225	-	-	3,225	-	1,614	(1,614)	-100.00%		
6060	Appraisal Fees	-	-	-	-	-	-	-	-	0.00%		
6065	Depository Contract	-	-	-	-	-	-	-	-	0.00%		
6070	Maintenance Contracts	-	-	-	-	-	-	-	-	0.00%		
6078	Plumbing Inspections	-	-	-	-	-	-	-	-	0.00%		
6079	Engineering Fees	-	-	-	-	-	-	-	-	0.00%		
6080	Contractual/Contract Labor	21,076	40,430	-	-	40,430	19,986	20,214	(228)	-1.13%		

Brushy Creek Municipal Utility District
Budget Workbook
Fiscal Year: **2022** **3/31/2022**

Cost Center **Parks Programs** 200 **March 31, 2022**

GL	GL Description	Prior Year Actuals	FY2022 Budget	FY2022 Board Contingency	FY2022 Budget Adjustments	FY2022 Budget Revised	YTD Actual	YTD Budget	YTD Variance $	YTD Variance %	Annual Budget Over / (Under) $	% Spent of Annual Budget
6153	Water Purchases	-	-	-	-	-	-	-	-	0.00%		
6210	Rent Expense	-	-	-	-	-	-	-	-	0.00%		
6250	Solid Waste Service	-	-	-	-	-	-	-	-	0.00%		
6305	Utility Bill Expenses	-	-	-	-	-	-	-	-	0.00%		
6310	Fees/Dues/Subscription Expense	2,262	4,960	-	-	4,960	1,339	2,496	(1,157)	-46.35%		
6311	TCEQ Regulatory Fees	-	-	-	-	-	-	-	-	0.00%		
6312	WW Capacity Charges	-	-	-	-	-	-	-	-	0.00%		
6315	Lab Fees	-	-	-	-	-	-	-	-	0.00%		
6321	Repair Projects	-	-	-	-	-	-	-	-	0.00%		
Contracted Services Total		**50,215**	**65,415**	**-**	**-**	**65,415**	**37,498**	**32,724**	**4,774**	**14.59%**	**(27,917)**	**57%**
6212	Building Maintenance	-	-	-	-	-	-	-	-	0.00%		
6213	District Vehicle Repairs	-	-	-	-	-	-	-	-	0.00%		
6215	Facility Rent Expense	-	-	-	-	-	-	-	-	0.00%		
6216	Equipment Rent Expense	3,242	22,035	-	-	22,035	1,750	11,016	(9,266)	-84.11%		
6320	Repair/Mtc/Warranty Expense	19	4,900	-	-	4,900	-	2,448	(2,448)	-100.00%		
Maintenance, Repair & Facility Total		**3,261**	**26,935**	**-**	**-**	**26,935**	**1,750**	**13,464**	**(11,714)**	**-87.00%**	**(25,185)**	**6%**
6105	Equipment	2,113	-	-	-	-	250	-	250	0.00%		
6110	General Office Supplies	-	-	-	-	-	-	-	-	0.00%		
6115	Materials & Supplies	15,715	34,820	-	-	34,820	20,449	17,430	3,019	17.32%		
6120	Chemicals	-	-	-	-	-	-	-	-	0.00%		
6121	Lab Supplies	-	-	-	-	-	-	-	-	0.00%		
6122	Uniforms	-	-	-	-	-	17	-	17	0.00%		
6124	Fuel / Oil	-	-	-	-	-	-	-	-	0.00%		
6130	Furniture	-	-	-	-	-	-	-	-	0.00%		
6135	Major Equipment	-	-	-	-	-	-	-	-	0.00%		
6140	Computer Supplies	-	-	-	-	-	-	-	-	0.00%		
6145	Software	-	50	-	-	50	29	24	5	20.83%		
6148	Copier/Laser Printer Supplies	-	-	-	-	-	-	-	-	0.00%		
6150	Business Meals	214	-	-	-	-	-	-	-	0.00%		
6154	Water Meters	-	-	-	-	-	-	-	-	0.00%		
6155	Building Materials	-	-	-	-	-	-	-	-	0.00%		
6156	Pipes and Components	-	-	-	-	-	-	-	-	0.00%		
6160	Training Materials	-	-	-	-	-	-	-	-	0.00%		
6180	T-Shirts/Pins/Etc.	16,197	15,700	-	-	15,700	6,122	7,854	(1,732)	-22.05%		
Equipment & Supplies Total		**34,239**	**50,570**	**-**	**-**	**50,570**	**26,867**	**25,308**	**1,559**	**6.16%**	**(23,703)**	**53%**
6300	Phone / Cable / Cell / Connectivity	-	-	-	-	-	-	-	-	0.00%		

Brushy Creek Municipal Utility District
Budget Workbook
Fiscal Year: **2022** **3/31/2022**

Cost Center **Parks Programs** 200 **March 31, 2022**

GL	GL Description	Prior Year Actuals	FY2022 Budget	FY2022 Board Contingency	FY2022 Budget Adjustments	FY2022 Budget Revised	YTD Actual	YTD Budget	YTD Variance $	YTD Variance %	Annual Budget Over / (Under) $	% Spent of Annual Budget
6304	Pager / Cell Phone	450	-	-	-	-	8	-	8	0.00%		
6400	Utilities Expense	-	-	-	-	-	-	-	-	0.00%		
6430	Streetlights	-	-	-	-	-	-	-	-	0.00%		
Utilities Total		**450**	**-**	**-**	**-**	**-**	**8**	**-**	**8**	**0.00%**	**8**	**No Budget**
6220	Postage / Mailing / Shipping	-	-	-	-	-	-	-	-	0.00%		
6222	Express Mail/Parcel	-	-	-	-	-	-	-	-	0.00%		
6224	Shipping	314	-	-	-	-	-	-	-	0.00%		
6314	Professional Development Fees	-	-	-	-	-	-	-	-	0.00%		
6322	Printing Expense	731	250	-	-	250	48	126	(78)	-61.90%		
6324	Advertising	582	-	-	-	-	530	-	530	0.00%		
6325	Recruiting Expense	-	-	-	-	-	-	-	-	0.00%		
6327	Program Meals	-	950	-	-	950	-	474	(474)	-100.00%		
6401	Donations	-	-	-	-	-	-	-	-	0.00%		
6410	Taxes Expense	-	-	-	-	-	-	-	-	0.00%		
6416	Liability Insurance	-	-	-	-	-	-	-	-	0.00%		
6418	Other Insurance	-	-	-	-	-	-	-	-	0.00%		
6425	Bad Debt Expense	-	-	-	-	-	-	-	-	0.00%		
9000	Clearing Account	-	-	-	-	-	-	-	-	0.00%		
9001	PCard Clearing Account for AP	-	-	-	-	-	-	-	-	0.00%		
Other Expenses Total		**1,627**	**1,200**	**-**	**-**	**1,200**	**578**	**600**	**(22)**	**-3.67%**	**(622)**	**48%**
5901	Capital Expenditure - Nontax Fund	256,567	150,000	-	-	150,000	27,469	75,000	(47,531)	-63.37%		
5902	Capital Expenditure - Tax Funded	7,120	150,000	-	-	150,000	-	75,000	(75,000)	-100.00%		
Capital Outlay Total		**263,687**	**300,000**	**-**	**-**	**300,000**	**27,469**	**150,000**	**(122,531)**	**-81.69%**	**(272,531)**	**9%**
Bond Payments Total		**-**	**-**	**-**	**-**	**-**	**-**	**-**	**-**	**0.00%**	**-**	
Interest Payments Total		**-**	**-**	**-**	**-**	**-**	**-**	**-**	**-**	**0.00%**	**-**	
Bond Issuance Costs Total		**-**	**-**	**-**	**-**	**-**	**-**	**-**	**-**	**0.00%**	**-**	
Contingency Total		**-**	**-**	**-**	**-**	**-**	**-**	**-**	**-**	**0.00%**	**-**	
TOTAL EXPENDITURES/EXPENSES		**661,647**	**710,900**	**-**	**-**	**710,900**	**223,793**	**333,021**	**(109,228)**		**(487,107)**	**31%**
EXCESS (DEFICIENCY) OF REVENUES OVER (UNDER) EXPENDITURES/EXPENSES		**(486,560)**	**(552,375)**	**-**	**-**	**(552,375)**	**(143,009)**	**(289,300)**	**146,291**		**409,366**	**26%**
OTHER FINANCING SOURCES (USES)												
4105	Sale of Surplus Assets Proceeds	-	-	-	-	-	-	-	-	0.00%		
4120	Bond Revenue	-	-	-	-	-	-	-	-	0.00%		
4121	Bond Premium Revenue	-	-	-	-	-	-	-	-	0.00%		

Brushy Creek Municipal Utility District
Budget Workbook
Fiscal Year: **2022** **3/31/2022**

Cost Center **Parks Programs** 200

March 31, 2022

GL	GL Description	Prior Year Actuals	FY2022 Budget	FY2022 Board Contingency	FY2022 Budget Adjustments	FY2022 Budget Revised	YTD Actual	YTD Budget	YTD Variance $	YTD Variance %	Annual Budget Over / (Under) $	% Spent of Annual Budget
6423	Loss on Sale of Equipment	-	-	-	-	-	-	-	-	0.00%		
6482	Cost Center Transfer To	(533,336)	-	-	-	-	-	-	-	0.00%		
6483	Cost Center Transfer From	-	(402,375)	-	-	(402,375)	(143,010)	(214,300)	71,290	0.00%		
6495	Pymt to Escrow Agent	-	-	-	-	-	-	-	-	0.00%		
9997	Committed Fund Balance	-	-	-	-	-	-	-	-	0.00%		
9998	Assigned Fund Balance	-	-	-	-	-	-	-	-	0.00%		
9999	Unassigned Fund Balance	-	-	-	-	-	-	-	-	0.00%		
TOTAL OTHER FINANCING SOURCES (USES)		**(533,336)**	**(402,375)**	**-**	**-**	**(402,375)**	**(143,010)**	**(214,300)**	**71,290**		**259,365**	**36%**
NET CHANGE IN FUND BALANCE		**46,776**	**(150,000)**	**-**	**-**	**(150,000)**	**1**	**(75,000)**	**75,001**		**150,001**	

Brushy Creek Municipal Utility District
Budget Workbook
Fiscal Year: **2022** **3/31/2022**

Cost Center **Aquatics Programs** 250 **March 31, 2022**

GL	GL Description	Prior Year Actuals	FY2022 Budget	FY2022 Board Contingency	FY2022 Budget Adjustments	FY2022 Budget Revised	YTD Actual	YTD Budget	YTD Variance $	YTD Variance %	Annual Budget Over / (Under) $	% Spent of Annual Budget
REVENUES												
Property Tax Revenue Total		-	-	-	-	-	-	-	-	0.00%	-	
Utility Revenue Total		-	-	-	-	-	-	-	-	0.00%	-	
4502	Promotional Materials	-	-	-	-	-	-	-	-	0.00%		
4504	Community Events Revenue	-	-	-	-	-	-	-	-	0.00%		
4505	Program Revenue Contract	-	-	-	-	-	-	-	-	0.00%		
4510	Programming Events Income	94,849	62,924	-	-	62,924	6,408	31,464	(25,056)	-79.63%		
4512	Community Events Revenue	-	-	-	-	-	-	-	-	0.00%		
4515	Camp Income	-	-	-	-	-	-	-	-	0.00%		
4518	Memberships - Short Term	-	-	-	-	-	-	-	-	0.00%		
4519	New Memberships	-	-	-	-	-	-	-	-	0.00%		
4520	Memberships	-	-	-	-	-	-	-	-	0.00%		
4521	Season Passes	72,297	63,200	-	-	63,200	7,714	31,602	(23,888)	-75.59%		
4522	Day Passes	27,245	23,200	-	-	23,200	2,739	11,604	(8,865)	-76.40%		
4523	Fitness Revenue	8	-	-	-	-	-	-	-	0.00%		
4524	Senior Programs	-	-	-	-	-	-	-	-	0.00%		
4525	Child Programs / Child Play	-	-	-	-	-	-	-	-	0.00%		
Recreation Program Revenue		**194,398**	**149,324**	**-**	**-**	**149,324**	**16,861**	**74,670**	**(57,809)**	**-77.42%**	**(132,463)**	**11%**
4110	Plan Review Income	-	-	-	-	-	-	-	-	0.00%		
4112	Inspection Fees	-	-	-	-	-	-	-	-	0.00%		
4130	Builders Fees	-	-	-	-	-	-	-	-	0.00%		
4401	Service Charges	-	-	-	-	-	-	-	-	0.00%		
4402	Donations	-	-	-	-	-	-	-	-	0.00%		
4403	Late Charges	-	-	-	-	-	-	-	-	0.00%		
4405	Interest Income	-	-	-	-	-	-	-	-	0.00%		
4500	Other Income	(5)	-	-	-	-	-	-	-	0.00%		
4501	Rental Income	57,550	45,300	-	-	45,300	23,132	22,650	482	2.13%		
Investment & Other Revenue Total		**57,545**	**45,300**	**-**	**-**	**45,300**	**23,132**	**22,650**	**482**	**2.13%**	**(22,168)**	**51%**
TOTAL REVENUES		**251,943**	**194,624**	**-**	**-**	**194,624**	**39,993**	**97,320**	**(57,327)**		**(154,631)**	**21%**
EXPENDITURES/EXPENSES												
5010	Salary	486,715	533,700	-	-	533,700	186,446	143,631	42,815	29.81%		
5011	Merit Salary	-	-	-	-	-	-	-	-	0.00%		

Brushy Creek Municipal Utility District
Budget Workbook
Fiscal Year: **2022** **3/31/2022**

Cost Center **Aquatics Programs** 250

March 31, 2022

GL	GL Description	Prior Year Actuals	FY2022 Budget	FY2022 Board Contingency	FY2022 Budget Adjustments	FY2022 Budget Revised	YTD Actual	YTD Budget	YTD Variance $	YTD Variance %	Annual Budget Over / (Under) $	% Spent of Annual Budget
5012	Overtime	1,136	3,000	-	-	3,000	**402**	**1,500**	**(1,098)**	**-73.20%**		
5014	Cell Phone Allowance	-	400	-	-	400	**200**	**198**	**2**	**1.01%**		
6405	Longevity Awards	-	970	-	-	970	**-**	**486**	**(486)**	**-100.00%**		
Salaries Total		**487,851**	**538,070**	**-**	**-**	**538,070**	**187,048**	**145,815**	**41,233**	**28.28%**	**(351,022)**	**35%**
5020	FICA / Medicare	37,308	41,060	-	-	41,060	**14,241**	**11,050**	**3,191**	**28.88%**		
5030	Health	17,440	25,230	-	-	25,230	**11,005**	**6,791**	**4,214**	**62.05%**		
5031	Vision Insurance	164	190	-	-	190	**108**	**96**	**12**	**12.50%**		
5032	Dental	857	1,110	-	-	1,110	**514**	**558**	**(44)**	**-7.89%**		
5034	Life	147	180	-	-	180	**75**	**90**	**(15)**	**-16.67%**		
5035	Disability Insurance	518	640	-	-	640	**253**	**318**	**(65)**	**-20.44%**		
5040	Workers Compensation	5,336	6,240	-	-	6,240	**3,955**	**3,120**	**835**	**26.76%**		
5050	Unemployment Insurance	5,404	2,610	-	-	2,610	**6,146**	**1,308**	**4,838**	**369.88%**		
5065	Education Reimbursement	-	-	-	-	-	**-**	**-**	**-**	**0.00%**		
5070	Retirement	12,344	20,050	-	-	20,050	**8,300**	**5,396**	**2,904**	**53.82%**		
Benefits Total		**79,517**	**97,310**	**-**	**-**	**97,310**	**44,597**	**28,727**	**15,870**	**55.24%**	**(52,713)**	**46%**
5201	Airfare	-	-	-	-	-	**762**	**-**	**762**	**0.00%**		
5202	Lodging	384	1,000	-	-	1,000	**1,142**	**498**	**644**	**129.32%**		
5203	Lodging Tax	-	-	-	-	-	**165**	**-**	**165**	**0.00%**		
5204	Cab Fare / local transportation	-	-	-	-	-	**500**	**-**	**500**	**0.00%**		
5205	Parking	52	-	-	-	-	**33**	**-**	**33**	**0.00%**		
5206	Travel Meals	275	390	-	-	390	**488**	**198**	**290**	**146.46%**		
5207	Mileage	5,053	1,650	-	-	1,650	**1,117**	**828**	**289**	**34.90%**		
Travel Total		**5,764**	**3,040**	**-**	**-**	**3,040**	**4,207**	**1,524**	**2,683**	**176.05%**	**1,167**	**138%**
6010	Contractual-Legal	-	-	-	-	-	**-**	**-**	**-**	**0.00%**		
6011	Contractual Legal - Open Records	-	-	-	-	-	**-**	**-**	**-**	**0.00%**		
6025	Contractual/Auditing	-	-	-	-	-	**-**	**-**	**-**	**0.00%**		
6030	Contractual/ Trainers- Instructors	-	-	-	-	-	**-**	**-**	**-**	**0.00%**		
6032	Contractual / 80-20 Programs	-	-	-	-	-	**-**	**-**	**-**	**0.00%**		
6040	Contractual/Network maint/dev.	-	-	-	-	-	**-**	**-**	**-**	**0.00%**		
6045	Contractual/Website	-	-	-	-	-	**-**	**-**	**-**	**0.00%**		
6050	Contractual/Publications Layou	-	-	-	-	-	**-**	**-**	**-**	**0.00%**		
6055	Security	-	-	-	-	-	**-**	**-**	**-**	**0.00%**		
6060	Appraisal Fees	-	-	-	-	-	**-**	**-**	**-**	**0.00%**		
6065	Depository Contract	-	700	-	-	700	**-**	**348**	**(348)**	**-100.00%**		
6070	Maintenance Contracts	-	-	-	-	-	**-**	**-**	**-**	**0.00%**		

Brushy Creek Municipal Utility District
Budget Workbook
Fiscal Year: **2022** **3/31/2022**

Cost Center **Aquatics Programs** 250 **March 31, 2022**

GL	GL Description	Prior Year Actuals	FY2022 Budget	FY2022 Board Contingency	FY2022 Budget Adjustments	FY2022 Budget Revised	YTD Actual	YTD Budget	YTD Variance $	YTD Variance %	Annual Budget Over / (Under) $	% Spent of Annual Budget
6078	Plumbing Inspections	-	-	-	-	-	-	-	-	0.00%		
6079	Engineering Fees	-	-	-	-	-	-	-	-	0.00%		
6080	Contractual/Contract Labor	1,675	3,675	-	-	3,675	-	1,836	(1,836)	-100.00%		
6153	Water Purchases	-	-	-	-	-	-	-	-	0.00%		
6210	Rent Expense	-	-	-	-	-	-	-	-	0.00%		
6250	Solid Waste Service	-	-	-	-	-	-	-	-	0.00%		
6305	Utility Bill Expenses	-	-	-	-	-	-	-	-	0.00%		
6310	Fees/Dues/Subscription Expense	15,268	9,365	-	-	9,365	4,069	4,686	(617)	-13.17%		
6311	TCEQ Regulatory Fees	-	-	-	-	-	-	-	-	0.00%		
6312	WW Capacity Charges	-	-	-	-	-	-	-	-	0.00%		
6315	Lab Fees	-	-	-	-	-	-	-	-	0.00%		
6321	Repair Projects	-	-	-	-	-	-	-	-	0.00%		
Contracted Services Total		**16,943**	**13,740**	**-**	**-**	**13,740**	**4,069**	**6,870**	**(2,801)**	**-40.77%**	**(9,671)**	**30%**
6212	Building Maintenance	-	-	-	-	-	-	-	-	0.00%		
6213	District Vehicle Repairs	15	3,000	-	-	3,000	8	1,500	(1,492)	-99.47%		
6215	Facility Rent Expense	-	-	-	-	-	-	-	-	0.00%		
6216	Equipment Rent Expense	4,579	-	-	-	-	900	-	900	0.00%		
6320	Repair/Mtc/Warranty Expense	-	7,525	-	-	7,525	-	3,762	(3,762)	-100.00%		
Maintenance, Repair & Facility Total		**4,594**	**10,525**	**-**	**-**	**10,525**	**908**	**5,262**	**(4,354)**	**-82.74%**	**(9,617)**	**9%**
6105	Equipment	1,053	4,800	-	-	4,800	642	2,412	(1,770)	-73.38%		
6110	General Office Supplies	711	250	-	-	250	-	126	(126)	-100.00%		
6115	Materials & Supplies	10,444	9,955	-	-	9,955	8,007	4,992	3,015	60.40%		
6120	Chemicals	-	-	-	-	-	-	-	-	0.00%		
6121	Lab Supplies	-	-	-	-	-	-	-	-	0.00%		
6122	Uniforms	1,908	2,000	-	-	2,000	2,073	1,002	1,071	106.89%		
6124	Fuel / Oil	1,761	7,500	-	-	7,500	1,129	3,750	(2,621)	-69.89%		
6130	Furniture	6,494	2,000	-	-	2,000	-	1,002	(1,002)	-100.00%		
6135	Major Equipment	1,118	4,000	-	-	4,000	2,925	1,998	927	46.40%		
6140	Computer Supplies	-	-	-	-	-	-	-	-	0.00%		
6145	Software	-	2,250	-	-	2,250	2,007	1,128	879	77.93%		
6148	Copier/Laser Printer Supplies	-	500	-	-	500	171	252	(81)	-32.14%		
6150	Business Meals	-	-	-	-	-	-	-	-	0.00%		
6154	Water Meters	-	-	-	-	-	-	-	-	0.00%		
6155	Building Materials	-	-	-	-	-	-	-	-	0.00%		
6156	Pipes and Components	-	-	-	-	-	-	-	-	0.00%		
6160	Training Materials	-	2,095	-	-	2,095	126	1,050	(924)	-88.00%		
6180	T-Shirts/Pins/Etc.	-	-	-	-	-	-	-	-	0.00%		
Equipment & Supplies Total		**23,489**	**35,350**	**-**	**-**	**35,350**	**17,080**	**17,712**	**(632)**	**-3.57%**	**(18,270)**	**48%**

Brushy Creek Municipal Utility District
Budget Workbook
Fiscal Year: **2022** **3/31/2022**

Cost Center **Aquatics Programs** 250 **March 31, 2022**

GL	GL Description	Prior Year Actuals	FY2022 Budget	FY2022 Board Contingency	FY2022 Budget Adjustments	FY2022 Budget Revised	YTD Actual	YTD Budget	YTD Variance $	YTD Variance %	Annual Budget Over / (Under) $	% Spent of Annual Budget
6300	Phone / Cable / Cell / Connectivity	10,927	10,560	-	-	10,560	5,704	5,280	424	8.03%		
6304	Pager / Cell Phone	399	-	-	-	-	-	-	-	0.00%		
6400	Utilities Expense	1,538	-	-	-	-	-	-	-	0.00%		
6430	Streetlights	-	-	-	-	-	-	-	-	0.00%		
Utilities Total		**12,864**	**10,560**	**-**	**-**	**10,560**	**5,704**	**5,280**	**424**	**8.03%**	**(4,856)**	**54%**
6220	Postage / Mailing / Shipping	-	-	-	-	-	-	-	-	0.00%		
6222	Express Mail/Parcel	-	-	-	-	-	-	-	-	0.00%		
6224	Shipping	89	-	-	-	-	-	-	-	0.00%		
6314	Professional Development Fees	345	500	-	-	500	900	252	648	257.14%		
6322	Printing Expense	130	540	-	-	540	48	270	(222)	-82.22%		
6324	Advertising	-	-	-	-	-	-	-	-	0.00%		
6325	Recruiting Expense	-	-	-	-	-	-	-	-	0.00%		
6327	Program Meals	326	-	-	-	-	-	-	-	0.00%		
6401	Donations	-	-	-	-	-	-	-	-	0.00%		
6410	Taxes Expense	-	-	-	-	-	-	-	-	0.00%		
6416	Liability Insurance	-	-	-	-	-	-	-	-	0.00%		
6418	Other Insurance	-	-	-	-	-	-	-	-	0.00%		
6425	Bad Debt Expense	-	-	-	-	-	-	-	-	0.00%		
9000	Clearing Account	-	-	-	-	-	-	-	-	0.00%		
9001	PCard Clearing Account for AP	-	-	-	-	-	-	-	-	0.00%		
Other Expenses Total		**890**	**1,040**	**-**	**-**	**1,040**	**948**	**522**	**426**	**81.61%**	**(92)**	**91%**
Capital Outlay Total		**412,685**	**-**	**-**	**-**	**-**	**-**	**-**	**-**	**0.00%**	**-**	
Bond Payments Total		**-**	**-**	**-**	**-**	**-**	**-**	**-**	**-**	**0.00%**	**-**	
Interest Payments Total		**-**	**-**	**-**	**-**	**-**	**-**	**-**	**-**	**0.00%**	**-**	
Bond Issuance Costs Total		**-**	**-**	**-**	**-**	**-**	**-**	**-**	**-**	**0.00%**	**-**	
Contingency Total		**-**	**-**	**-**	**-**	**-**	**-**	**-**	**-**	**0.00%**	**-**	
TOTAL EXPENDITURES/EXPENSES		**1,044,597**	**709,635**	**-**	**-**	**709,635**	**264,561**	**211,712**	**52,849**		**(445,074)**	**37%**
EXCESS (DEFICIENCY) OF REVENUES OVER (UNDER) EXPENDITURES/EXPENSES		**(792,654)**	**(515,011)**	**-**	**-**	**(515,011)**	**(224,568)**	**(114,392)**	**(110,176)**		**290,443**	**44%**
OTHER FINANCING SOURCES (USES)												
4105	Sale of Surplus Assets Proceeds	-	-	-	-	-	-	-	-	0.00%		
4120	Bond Revenue	-	-	-	-	-	-	-	-	0.00%		
4121	Bond Premium Revenue	-	-	-	-	-	-	-	-	0.00%		
6423	Loss on Sale of Equipment	-	-	-	-	-	-	-	-	0.00%		
6482	Cost Center Transfer To	(756,571)	-	-	-	-	-	-	-	0.00%		

Brushy Creek Municipal Utility District
Budget Workbook
Fiscal Year: **2022** **3/31/2022**

Cost Center **Aquatics Programs** 250

March 31, 2022

GL	GL Description	Prior Year Actuals	FY2022 Budget	FY2022 Board Contingency	FY2022 Budget Adjustments	FY2022 Budget Revised	YTD Actual	YTD Budget	YTD Variance $	YTD Variance %	Annual Budget Over / (Under) $	% Spent of Annual Budget
6483	Cost Center Transfer From	-	(515,011)	-	-	(515,011)	**(224,568)**	**(114,392)**	**(110,176)**	**0.00%**		
6495	Pymt to Escrow Agent	-	-	-	-	-	**-**	**-**	**-**	**0.00%**		
9997	Committed Fund Balance	-	-	-	-	-	**-**	**-**	**-**	**0.00%**		
9998	Assigned Fund Balance	-	-	-	-	-	**-**	**-**	**-**	**0.00%**		
9999	Unassigned Fund Balance	-	-	-	-	-	**-**	**-**	**-**	**0.00%**		
TOTAL OTHER FINANCING SOURCES (USES)		**(756,571)**	**(515,011)**	**-**	**-**	**(515,011)**	**(224,568)**	**(114,392)**	**(110,176)**		**290,443**	**44%**
NET CHANGE IN FUND BALANCE		**(36,083)**	**-**	**-**	**-**	**-**	**-**	**-**	**-**		**-**	

Brushy Creek Municipal Utility District
Budget Workbook
Fiscal Year: **2022** **3/31/2022**

Cost Center **Community Center Programs** 300

March 31, 2022

GL	GL Description	Prior Year Actuals	FY2022 Budget	FY2022 Board Contingency	FY2022 Budget Adjustments	FY2022 Budget Revised	YTD Actual	YTD Budget	YTD Variance $	YTD Variance %	Annual Budget Over / (Under) $	% Spent of Annual Budget
REVENUES												
Property Tax Revenue Total		-	-	-	-	-	-	-	-	0.00%	-	
Utility Revenue Total		-	-	-	-	-	-	-	-	0.00%	-	
4502	Promotional Materials	-	-	-	-	-	-	-	-	0.00%		
4504	Community Events Revenue	-	-	-	-	-	-	-	-	0.00%		
4505	Program Revenue Contract	124,522	148,370	-	-	148,370	97,217	28,853	68,364	236.94%		
4510	Programming Events Income	8,589	11,330	-	-	11,330	5,947	5,670	277	4.89%		
4512	Community Events Revenue	-	-	-	-	-	-	-	-	0.00%		
4515	Camp Income	242,582	269,250	-	-	269,250	89,079	54,737	34,342	62.74%		
4518	Memberships - Short Term	46,715	34,260	-	-	34,260	31,980	17,130	14,850	86.69%		
4519	New Memberships	23,479	20,820	-	-	20,820	10,530	10,410	120	1.15%		
4520	Memberships	413,186	403,670	-	-	403,670	222,918	201,834	21,084	10.45%		
4521	Season Passes	-	-	-	-	-	-	-	-	0.00%		
4522	Day Passes	52,376	41,150	-	-	41,150	33,845	20,574	13,271	64.50%		
4523	Fitness Revenue	149,538	221,440	-	-	221,440	135,738	78,342	57,396	73.26%		
4524	Senior Programs	245	200	-	-	200	160	102	58	56.86%		
4525	Child Programs / Child Play	2,782	2,795	-	-	2,795	1,452	1,398	54	3.86%		
Recreation Program Revenue		**1,064,015**	**1,153,285**	**-**	**-**	**1,153,285**	**628,866**	**419,050**	**209,816**	**50.07%**	**(524,419)**	**55%**
4110	Plan Review Income	-	-	-	-	-	-	-	-	0.00%		
4112	Inspection Fees	-	-	-	-	-	-	-	-	0.00%		
4130	Builders Fees	-	-	-	-	-	-	-	-	0.00%		
4401	Service Charges	-	-	-	-	-	-	-	-	0.00%		
4402	Donations	400	-	-	-	-	75	-	75	0.00%		
4403	Late Charges	-	-	-	-	-	-	-	-	0.00%		
4405	Interest Income	-	-	-	-	-	-	-	-	0.00%		
4500	Other Income	2,698	1,800	-	-	1,800	1,495	900	595	66.11%		
4501	Rental Income	72,158	83,175	-	-	83,175	42,919	41,586	1,333	3.21%		
Investment & Other Revenue Total		**75,256**	**84,975**	**-**	**-**	**84,975**	**44,489**	**42,486**	**2,003**	**4.71%**	**(40,486)**	**52%**
TOTAL REVENUES		**1,139,271**	**1,238,260**	**-**	**-**	**1,238,260**	**673,355**	**461,536**	**211,819**		**(564,905)**	**54%**
EXPENDITURES/EXPENSES												
5010	Salary	970,799	1,156,310	-	-	1,156,310	564,275	492,979	71,296	14.46%		
5011	Merit Salary	-	-	-	-	-	-	-	-	0.00%		
5012	Overtime	6,483	9,500	-	-	9,500	4,191	4,752	(561)	-11.81%		

Brushy Creek Municipal Utility District
Budget Workbook
Fiscal Year: **2022** **3/31/2022**

Cost Center **Community Center Programs** 300

March 31, 2022

GL	GL Description	Prior Year Actuals	FY2022 Budget	FY2022 Board Contingency	FY2022 Budget Adjustments	FY2022 Budget Revised	YTD Actual	YTD Budget	YTD Variance $	YTD Variance %	Annual Budget Over / (Under) $	% Spent of Annual Budget
5014	Cell Phone Allowance	-	1,200	-	-	1,200	**616**	**600**	**16**	**2.67%**		
6405	Longevity Awards	-	7,530	-	-	7,530	**-**	**3,768**	**(3,768)**	**-100.00%**		
Salaries Total		**977,282**	**1,174,540**	**-**	**-**	**1,174,540**	**569,082**	**502,099**	**66,983**	**13.34%**	**(605,458)**	**48%**
5020	FICA / Medicare	74,515	89,850	-	-	89,850	**43,072**	**38,306**	**4,766**	**12.44%**		
5030	Health	81,273	91,740	-	-	91,740	**42,290**	**39,113**	**3,177**	**8.12%**		
5031	Vision Insurance	963	990	-	-	990	**533**	**498**	**35**	**7.03%**		
5032	Dental	4,712	5,150	-	-	5,150	**2,488**	**2,574**	**(86)**	**-3.34%**		
5034	Life	871	920	-	-	920	**442**	**462**	**(20)**	**-4.33%**		
5035	Disability Insurance	2,847	3,130	-	-	3,130	**1,451**	**1,566**	**(115)**	**-7.34%**		
5040	Workers Compensation	11,150	13,520	-	-	13,520	**8,568**	**6,762**	**1,806**	**26.71%**		
5050	Unemployment Insurance	9,862	5,420	-	-	5,420	**7,413**	**2,712**	**4,701**	**173.34%**		
5065	Education Reimbursement	-	-	-	-	-	**-**	**-**	**-**	**0.00%**		
5070	Retirement	58,262	86,760	-	-	86,760	**41,005**	**36,989**	**4,016**	**10.86%**		
Benefits Total		**244,454**	**297,480**	**-**	**-**	**297,480**	**147,262**	**128,982**	**18,280**	**14.17%**	**(150,218)**	**50%**
5201	Airfare	-	-	-	-	-	**-**	**-**	**-**	**0.00%**		
5202	Lodging	-	500	-	-	500	**356**	**252**	**104**	**41.27%**		
5203	Lodging Tax	-	-	-	-	-	**68**	**-**	**68**	**0.00%**		
5204	Cab Fare / local transportation	-	-	-	-	-	**-**	**-**	**-**	**0.00%**		
5205	Parking	-	-	-	-	-	**80**	**-**	**80**	**0.00%**		
5206	Travel Meals	-	225	-	-	225	**102**	**114**	**(12)**	**-10.53%**		
5207	Mileage	478	1,015	-	-	1,015	**482**	**510**	**(28)**	**-5.49%**		
Travel Total		**478**	**1,740**	**-**	**-**	**1,740**	**1,088**	**876**	**212**	**24.20%**	**(652)**	**63%**
6010	Contractual-Legal	-	-	-	-	-	**-**	**-**	**-**	**0.00%**		
6011	Contractual Legal - Open Records	-	-	-	-	-	**-**	**-**	**-**	**0.00%**		
6025	Contractual/Auditing	-	-	-	-	-	**-**	**-**	**-**	**0.00%**		
6030	Contractual/ Trainers- Instructors	-	-	-	-	-	**-**	**-**	**-**	**0.00%**		
6032	Contractual / 80-20 Programs	87,319	118,544	-	-	118,544	**61,346**	**59,268**	**2,078**	**3.51%**		
6040	Contractual/Network maint/dev.	-	-	-	-	-	**-**	**-**	**-**	**0.00%**		
6045	Contractual/Website	-	-	-	-	-	**-**	**-**	**-**	**0.00%**		
6050	Contractual/Publications Layou	-	-	-	-	-	**-**	**-**	**-**	**0.00%**		
6055	Security	600	2,000	-	-	2,000	**1,150**	**1,002**	**148**	**14.77%**		
6060	Appraisal Fees	-	-	-	-	-	**-**	**-**	**-**	**0.00%**		
6065	Depository Contract	32,198	42,000	-	-	42,000	**18,218**	**21,000**	**(2,782)**	**-13.25%**		

Brushy Creek Municipal Utility District
Budget Workbook
Fiscal Year: **2022** **3/31/2022**

Cost Center **Community Center Programs** 300

March 31, 2022

GL	GL Description	Prior Year Actuals	FY2022 Budget	FY2022 Board Contingency	FY2022 Budget Adjustments	FY2022 Budget Revised	YTD Actual	YTD Budget	YTD Variance $	YTD Variance %	Annual Budget Over / (Under) $	% Spent of Annual Budget
6070	Maintenance Contracts	12,993	24,780	-	-	24,780	**20,181**	**12,390**	**7,791**	**62.88%**		
6078	Plumbing Inspections	-	-	-	-	-	**-**	**-**	**-**	**0.00%**		
6079	Engineering Fees	-	-	-	-	-	**-**	**-**	**-**	**0.00%**		
6080	Contractual/Contract Labor	59,686	67,700	-	-	67,700	**34,629**	**33,840**	**789**	**2.33%**		
6153	Water Purchases	-	-	-	-	-	**-**	**-**	**-**	**0.00%**		
6210	Rent Expense	-	-	-	-	-	**-**	**-**	**-**	**0.00%**		
6250	Solid Waste Service	-	-	-	-	-	**-**	**-**	**-**	**0.00%**		
6305	Utility Bill Expenses	-	6,360	-	-	6,360	**4,453**	**3,180**	**1,273**	**40.03%**		
6310	Fees/Dues/Subscription Expense	39,714	32,955	-	-	32,955	**9,558**	**16,476**	**(6,918)**	**-41.99%**		
6311	TCEQ Regulatory Fees	-	-	-	-	-	**-**	**-**	**-**	**0.00%**		
6312	WW Capacity Charges	-	-	-	-	-	**-**	**-**	**-**	**0.00%**		
6315	Lab Fees	-	-	-	-	-	**-**	**-**	**-**	**0.00%**		
6321	Repair Projects	-	-	-	-	-	**-**	**-**	**-**	**0.00%**		
Contracted Services Total		**232,510**	**294,339**	**-**	**-**	**294,339**	**149,535**	**147,156**	**2,379**	**1.62%**	**(144,804)**	**51%**
6212	Building Maintenance	-	-	-	-	-	**-**	**-**	**-**	**0.00%**		
6213	District Vehicle Repairs	220	300	-	-	300	**245**	**150**	**95**	**63.33%**		
6215	Facility Rent Expense	-	-	-	-	-	**-**	**-**	**-**	**0.00%**		
6216	Equipment Rent Expense	1,285	2,255	-	-	2,255	**1,155**	**1,128**	**27**	**2.39%**		
6320	Repair/Mtc/Warranty Expense	7,667	2,800	-	-	2,800	**3,572**	**1,398**	**2,174**	**155.51%**		
Maintenance, Repair & Facility Total		**9,172**	**5,355**	**-**	**-**	**5,355**	**4,972**	**2,676**	**2,296**	**85.80%**	**(383)**	**93%**
6105	Equipment	4,957	4,500	-	-	4,500	**2,302**	**2,250**	**52**	**2.31%**		
6110	General Office Supplies	899	800	-	-	800	**896**	**402**	**494**	**122.89%**		
6115	Materials & Supplies	61,948	70,350	2,055	-	72,405	**45,146**	**37,239**	**7,907**	**21.23%**		
6120	Chemicals	-	1,000	-	-	1,000	**-**	**498**	**(498)**	**-100.00%**		
6121	Lab Supplies	-	-	-	-	-	**-**	**-**	**-**	**0.00%**		
6122	Uniforms	2,194	5,550	-	-	5,550	**917**	**2,778**	**(1,861)**	**-66.99%**		
6124	Fuel / Oil	340	900	-	-	900	**743**	**450**	**293**	**65.11%**		
6130	Furniture	2,979	3,000	-	-	3,000	**3,188**	**1,500**	**1,688**	**112.53%**		
6135	Major Equipment	-	1,500	-	-	1,500	**2,071**	**750**	**1,321**	**176.13%**		
6140	Computer Supplies	192	-	-	-	-	**367**	**-**	**367**	**0.00%**		
6145	Software	-	-	-	-	-	**260**	**-**	**260**	**0.00%**		
6148	Copier/Laser Printer Supplies	1,252	1,400	-	-	1,400	**1,203**	**702**	**501**	**71.37%**		
6150	Business Meals	-	-	-	-	-	**-**	**-**	**-**	**0.00%**		
6154	Water Meters	-	-	-	-	-	**-**	**-**	**-**	**0.00%**		
6155	Building Materials	-	-	-	-	-	**-**	**-**	**-**	**0.00%**		
6156	Pipes and Components	-	-	-	-	-	**-**	**-**	**-**	**0.00%**		
6160	Training Materials	-	-	-	-	-	**-**	**-**	**-**	**0.00%**		

Brushy Creek Municipal Utility District
Budget Workbook
Fiscal Year: **2022** **3/31/2022**

Cost Center **Community Center Programs** 300

March 31, 2022

GL	GL Description	Prior Year Actuals	FY2022 Budget	FY2022 Board Contingency	FY2022 Budget Adjustments	FY2022 Budget Revised	YTD Actual	YTD Budget	YTD Variance $	YTD Variance %	Annual Budget Over / (Under) $	% Spent of Annual Budget
6180	T-Shirts/Pins/Etc.	13,632	19,875	-	-	19,875	**10,828**	**9,948**	**880**	**8.85%**		
Equipment & Supplies Total		**88,393**	**108,875**	**2,055**	**-**	**110,930**	**67,921**	**56,517**	**11,404**	**20.18%**	**(43,009)**	**61%**
6300	Phone / Cable / Cell / Connectivity	2,681	2,720	-	-	2,720	**1,267**	**1,362**	**(95)**	**-6.98%**		
6304	Pager / Cell Phone	1,229	360	-	-	360	**154**	**180**	**(26)**	**-14.44%**		
6400	Utilities Expense	75,141	76,200	-	-	76,200	**36,824**	**38,100**	**(1,276)**	**-3.35%**		
6430	Streetlights	-	-	-	-	-	**-**	**-**	**-**	**0.00%**		
Utilities Total		**79,051**	**79,280**	**-**	**-**	**79,280**	**38,245**	**39,642**	**(1,397)**	**-3.52%**	**(41,035)**	**48%**
6220	Postage / Mailing / Shipping	3,084	4,200	-	-	4,200	**-**	**2,100**	**(2,100)**	**-100.00%**		
6222	Express Mail/Parcel	-	-	-	-	-	**-**	**-**	**-**	**0.00%**		
6224	Shipping	154	1,300	-	-	1,300	**-**	**648**	**(648)**	**-100.00%**		
6314	Professional Development Fees	1,611	7,000	-	-	7,000	**554**	**3,498**	**(2,944)**	**-84.16%**		
6322	Printing Expense	11,623	14,500	-	-	14,500	**7,049**	**7,248**	**(199)**	**-2.75%**		
6324	Advertising	72	-	-	-	-	**-**	**-**	**-**	**0.00%**		
6325	Recruiting Expense	-	-	-	-	-	**-**	**-**	**-**	**0.00%**		
6327	Program Meals	85	250	-	-	250	**-**	**126**	**(126)**	**-100.00%**		
6401	Donations	-	-	-	-	-	**-**	**-**	**-**	**0.00%**		
6410	Taxes Expense	-	-	-	-	-	**-**	**-**	**-**	**0.00%**		
6416	Liability Insurance	-	-	-	-	-	**-**	**-**	**-**	**0.00%**		
6418	Other Insurance	-	-	-	-	-	**-**	**-**	**-**	**0.00%**		
6425	Bad Debt Expense	-	-	-	-	-	**-**	**-**	**-**	**0.00%**		
9000	Clearing Account	-	-	-	-	-	**-**	**-**	**-**	**0.00%**		
9001	PCard Clearing Account for AP	-	-	-	-	-	**-**	**-**	**-**	**0.00%**		
Other Expenses Total		**16,629**	**27,250**	**-**	**-**	**27,250**	**7,603**	**13,620**	**(6,017)**	**-44.18%**	**(19,647)**	**28%**
5901	Capital Expenditure - Nontax Fund	-	-	-	-	-	**-**	**-**	**-**	**0.00%**		
5902	Capital Expenditure - Tax Funded	-	-	-	-	-	**-**	**-**	**-**	**0.00%**		
Capital Outlay Total		**-**	**-**	**-**	**-**	**-**	**-**	**-**	**-**	**0.00%**	**-**	
Bond Payments Total		**440,000**	**450,000**	**-**	**-**	**450,000**	**-**	**-**	**-**	**0.00%**	**(450,000)**	**0%**
6420	Interest Expense	-	-	-	-	-	**-**	**-**	**-**	**0.00%**		
6441	Interest - 2019 Refunding	-	-	-	-	-	**-**	**-**	**-**	**0.00%**		
6443	Interest - Series 2020 Refunding	-	-	-	-	-	**-**	**-**	**-**	**0.00%**		
6445	Interest - Series 2020 Refunding D/	-	-	-	-	-	**-**	**-**	**-**	**0.00%**		
6447	Interest - Series 2020	-	-	-	-	-	**-**	**-**	**-**	**0.00%**		
6452	Interest - 2015 Series DA	-	-	-	-	-	**-**	**-**	**-**	**0.00%**		
6454	Interest - 2015 Refunding DA	-	-	-	-	-	**-**	**-**	**-**	**0.00%**		

Brushy Creek Municipal Utility District
Budget Workbook
Fiscal Year: **2022** **3/31/2022**

Cost Center **Community Center Programs** 300

March 31, 2022

GL	GL Description	Prior Year Actuals	FY2022 Budget	FY2022 Board Contingency	FY2022 Budget Adjustments	FY2022 Budget Revised	YTD Actual	YTD Budget	YTD Variance $	YTD Variance %	Annual Budget Over / (Under) $	% Spent of Annual Budget
6456	Interest - 2016 CC Revenue	130,317	118,745	-	-	118,745	**59,372**	**59,372**	**-**	**0.00%**		
6457	Interest-2011 Refunding	-	-	-	-	-	**-**	**-**	**-**	**0.00%**		
6461	Fiscal Agent Fees	-	-	-	-	-	**-**	**-**	**-**	**0.00%**		
6466	Interest - 2009 Refunding	-	-	-	-	-	**-**	**-**	**-**	**0.00%**		
6467	Interest 2007 Refunding	-	-	-	-	-	**-**	**-**	**-**	**0.00%**		
6471	Interest - 2010 Refunding	-	-	-	-	-	**-**	**-**	**-**	**0.00%**		
6472	Interest - 2011 Series DA	-	-	-	-	-	**-**	**-**	**-**	**0.00%**		
6473	Interest - 2011 Refunding	-	-	-	-	-	**-**	**-**	**-**	**0.00%**		
6474	Interest - 2009 Series DA	-	-	-	-	-	**-**	**-**	**-**	**0.00%**		
6476	Interest - 2005 Issue	-	-	-	-	-	**-**	**-**	**-**	**0.00%**		
6477	Interest - TWDB Bonds	-	-	-	-	-	**-**	**-**	**-**	**0.00%**		
6478	Interest - 2013 Series DA	-	-	-	-	-	**-**	**-**	**-**	**0.00%**		
6479	Interest - 2008 Series DA	-	-	-	-	-	**-**	**-**	**-**	**0.00%**		
6486	Interest-2013 Refunding	-	-	-	-	-	**-**	**-**	**-**	**0.00%**		
6487	Interest-2012 Refunding	-	-	-	-	-	**-**	**-**	**-**	**0.00%**		
6489	Principal - Series 2021 Refunding D	-	-	-	-	-	**-**	**-**	**-**	**0.00%**		
6497	Interest - Series 2020A Refunding	-	-	-	-	-	**-**	**-**	**-**	**0.00%**		
6498	Interest - Series 2021 Refunding D/	-	-	-	-	-	**-**	**-**	**-**	**0.00%**		
Interest Payments Total		**130,317**	**118,745**	**-**	**-**	**118,745**	**59,372**	**59,372**	**-**	**0.00%**	**(59,373)**	**50%**
Bond Issuance Costs Total		**-**	**-**	**-**	**-**	**-**	**-**	**-**	**-**	**0.00%**	**-**	
Contingency Total		**-**	**-**	**-**	**-**	**-**	**-**	**-**	**-**	**0.00%**	**-**	
TOTAL EXPENDITURES/EXPENSES		**2,218,286**	**2,557,604**	**2,055**	**-**	**2,559,659**	**1,045,080**	**950,940**	**94,140**		**(1,514,579)**	**41%**
EXCESS (DEFICIENCY) OF REVENUES OVER (UNDER) EXPENDITURES/EXPENSES		**(1,079,015)**	**(1,319,344)**	**(2,055)**	**-**	**(1,321,399)**	**(371,725)**	**(489,404)**	**117,679**		**949,674**	**28%**
OTHER FINANCING SOURCES (USES)												
4105	Sale of Surplus Assets Proceeds	-	-	-	-	-	**-**	**-**	**-**	**0.00%**		
4120	Bond Revenue	-	-	-	-	-	**-**	**-**	**-**	**0.00%**		
4121	Bond Premium Revenue	-	-	-	-	-	**-**	**-**	**-**	**0.00%**		
6423	Loss on Sale of Equipment	-	-	-	-	-	**-**	**-**	**-**	**0.00%**		
6482	Cost Center Transfer To	(1,193,168)	-	-	-	-	**-**	**-**	**-**	**0.00%**		
6483	Cost Center Transfer From	-	(1,319,344)	-	-	(1,319,344)	**(371,728)**	**(487,349)**	**115,621**	**0.00%**		
6495	Pymt to Escrow Agent	-	-	-	-	-	**-**	**-**	**-**	**0.00%**		
9997	Committed Fund Balance	-	-	-	-	-	**-**	**-**	**-**	**0.00%**		
9998	Assigned Fund Balance	-	-	-	-	-	**-**	**-**	**-**	**0.00%**		
9999	Unassigned Fund Balance	-	-	-	-	-	**-**	**-**	**-**	**0.00%**		
TOTAL OTHER FINANCING SOURCES (USES)		**(1,193,168)**	**(1,319,344)**	**-**	**-**	**(1,319,344)**	**(371,728)**	**(487,349)**	**115,621**		**947,616**	**28%**

Brushy Creek Municipal Utility District
Budget Workbook
Fiscal Year: **2022** **3/31/2022**

Cost Center **Community Center Programs** 300

March 31, 2022

GL	GL Description	Prior Year Actuals	FY2022 Budget	FY2022 Board Contingency	FY2022 Budget Adjustments	FY2022 Budget Revised	YTD Actual	YTD Budget	YTD Variance $	YTD Variance %	Annual Budget Over / (Under) $	% Spent of Annual Budget
NET CHANGE IN FUND BALANCE		**114,153**	**-**	**(2,055)**	**-**	**(2,055)**	**3**	**(2,055)**	**2,058**		**2,058**	

Brushy Creek Municipal Utility District
Budget Workbook
Fiscal Year: **2022** **3/31/2022**

Maintenance **March 31, 2022**

GL	GL Description	Prior Year Actuals	FY2022 Budget	FY2022 Board Contingency	FY2022 Budget Adjustments	FY2022 Budget Revised	YTD Actual	YTD Budget	YTD Variance $	YTD Variance %	Annual Budget Over / (Under) $	% Spent of Annual Budget
REVENUES												
Property Tax Revenue Total		-	-	-	-	-	-	-	-	0.00%	-	
Utility Revenue Total		-	-	-	-	-	-	-	-	0.00%	-	
Recreation Program Revenue		-	-	-	-	-	-	-	-	0.00%	-	
4110	Plan Review Income	-	-	-	-	-	-	-	-	0.00%		
4112	Inspection Fees	-	-	-	-	-	-	-	-	0.00%		
4130	Builders Fees	-	-	-	-	-	-	-	-	0.00%		
4401	Service Charges	-	-	-	-	-	-	-	-	0.00%		
4402	Donations	-	-	-	-	-	-	-	-	0.00%		
4403	Late Charges	-	-	-	-	-	-	-	-	0.00%		
4405	Interest Income	-	-	-	-	-	-	-	-	0.00%		
4500	Other Income	14,176	12,000	-	-	12,000	38,950	6,000	32,950	549.17%		
4501	Rental Income	-	-	-	-	-	-	-	-	0.00%		
Investment & Other Revenue Total		**14,176**	**12,000**	**-**	**-**	**12,000**	**38,950**	**6,000**	**32,950**	**549.17%**	**26,950**	**325%**
TOTAL REVENUES		**14,176**	**12,000**	**-**	**-**	**12,000**	**38,950**	**6,000**	**32,950**		**26,950**	**325%**
EXPENDITURES/EXPENSES												
5010	Salary	387,359	405,370	-	-	405,370	207,989	195,275	12,714	6.51%		
5011	Merit Salary	-	-	-	-	-	-	-	-	0.00%		
5012	Overtime	11,611	14,000	-	-	14,000	8,364	6,996	1,368	19.55%		
5014	Cell Phone Allowance	-	3,620	-	-	3,620	1,163	1,812	(649)	-35.82%		
6405	Longevity Awards	-	3,850	-	-	3,850	-	1,926	(1,926)	-100.00%		
Salaries Total		**398,970**	**426,840**	**-**	**-**	**426,840**	**217,516**	**206,009**	**11,507**	**5.59%**	**(209,324)**	**51%**
5020	FICA / Medicare	29,262	32,660	-	-	32,660	15,797	15,726	71	0.45%		
5030	Health	66,051	73,520	-	-	73,520	35,874	35,392	482	1.36%		
5031	Vision Insurance	751	780	-	-	780	447	390	57	14.62%		
5032	Dental	3,908	4,270	-	-	4,270	2,176	2,142	34	1.59%		
5034	Life	819	930	-	-	930	465	468	(3)	-0.64%		
5035	Disability Insurance	2,826	3,030	-	-	3,030	1,584	1,524	60	3.94%		
5040	Workers Compensation	5,099	4,760	-	-	4,760	3,017	2,382	635	26.66%		
5050	Unemployment Insurance	3,258	4,620	-	-	4,620	88	2,310	(2,222)	-96.19%		
5065	Education Reimbursement	-	-	-	-	-	-	-	-	0.00%		
5070	Retirement	25,867	34,580	-	-	34,580	16,652	16,653	(1)	-0.01%		
Benefits Total		**137,841**	**159,150**	**-**	**-**	**159,150**	**76,100**	**76,987**	**(887)**	**-1.15%**	**(83,050)**	**48%**
5201	Airfare	-	-	-	-	-	-	-	-	0.00%		

Brushy Creek Municipal Utility District
Budget Workbook
Fiscal Year: **2022** **3/31/2022**

Maintenance **March 31, 2022**

GL	GL Description	Prior Year Actuals	FY2022 Budget	FY2022 Board Contingency	FY2022 Budget Adjustments	FY2022 Budget Revised	YTD Actual	YTD Budget	YTD Variance $	YTD Variance %	Annual Budget Over / (Under) $	% Spent of Annual Budget
5202	Lodging	-	-	-	-	-	196	-	196	0.00%		
5203	Lodging Tax	-	-	-	-	-	-	-	-	0.00%		
5204	Cab Fare / local transportation	-	-	-	-	-	-	-	-	0.00%		
5205	Parking	-	-	-	-	-	-	-	-	0.00%		
5206	Travel Meals	190	975	-	-	975	-	486	(486)	-100.00%		
5207	Mileage	397	1,600	-	-	1,600	100	798	(698)	-87.47%		
Travel Total		**587**	**2,575**	**-**	**-**	**2,575**	**296**	**1,284**	**(988)**	**-76.95%**	**(2,279)**	**11%**
6010	Contractual-Legal	-	-	-	-	-	-	-	-	0.00%		
6011	Contractual Legal - Open Records	-	-	-	-	-	-	-	-	0.00%		
6025	Contractual/Auditing	-	-	-	-	-	-	-	-	0.00%		
6030	Contractual/ Trainers- Instructors	-	-	-	-	-	-	-	-	0.00%		
6032	Contractual / 80-20 Programs	-	-	-	-	-	-	-	-	0.00%		
6040	Contractual/Network maint/dev.	-	-	-	-	-	-	-	-	0.00%		
6045	Contractual/Website	-	-	-	-	-	-	-	-	0.00%		
6050	Contractual/Publications Layou	-	-	-	-	-	-	-	-	0.00%		
6055	Security	-	-	-	-	-	-	-	-	0.00%		
6060	Appraisal Fees	-	-	-	-	-	-	-	-	0.00%		
6065	Depository Contract	-	-	-	-	-	-	-	-	0.00%		
6070	Maintenance Contracts	501,417	627,170	-	-	627,170	268,702	313,584	(44,882)	-14.31%		
6078	Plumbing Inspections	-	-	-	-	-	-	-	-	0.00%		
6079	Engineering Fees	-	95,000	7,500	-	102,500	5,400	55,002	(49,602)	-90.18%		
6080	Contractual/Contract Labor	99,506	190,500	-	-	190,500	36,391	95,250	(58,859)	-61.79%		
6153	Water Purchases	-	-	-	-	-	-	-	-	0.00%		
6210	Rent Expense	2,640	3,300	-	-	3,300	-	1,650	(1,650)	-100.00%		
6250	Solid Waste Service	400	2,800	-	-	2,800	-	1,398	(1,398)	-100.00%		
6305	Utility Bill Expenses	-	-	-	-	-	-	-	-	0.00%		
6310	Fees/Dues/Subscription Expense	586	1,510	-	-	1,510	735	756	(21)	-2.78%		
6311	TCEQ Regulatory Fees	-	-	-	-	-	-	-	-	0.00%		
6312	WW Capacity Charges	-	-	-	-	-	19	-	19	0.00%		
6315	Lab Fees	-	-	-	-	-	-	-	-	0.00%		
6321	Repair Projects	-	-	-	-	-	-	-	-	0.00%		
Contracted Services Total		**604,549**	**920,280**	**7,500**	**-**	**927,780**	**311,247**	**467,640**	**(156,393)**	**-33.44%**	**(616,533)**	**34%**
6212	Building Maintenance	105,355	119,250	-	-	119,250	14,194	59,628	(45,434)	-76.20%		
6213	District Vehicle Repairs	11,417	6,480	-	-	6,480	4,238	3,240	998	30.80%		
6215	Facility Rent Expense	-	-	-	-	-	-	-	-	0.00%		
6216	Equipment Rent Expense	650	-	-	-	-	292	-	292	0.00%		
6320	Repair/Mtc/Warranty Expense	94,343	122,800	21,800	-	144,600	49,620	83,198	(33,578)	-40.36%		
Maintenance, Repair & Facility Total		**211,765**	**248,530**	**21,800**	**-**	**270,330**	**68,344**	**146,066**	**(77,722)**	**-53.21%**	**(201,986)**	**25%**

Brushy Creek Municipal Utility District
Budget Workbook
Fiscal Year: **2022** **3/31/2022**

Maintenance **March 31, 2022**

GL	GL Description	Prior Year Actuals	FY2022 Budget	FY2022 Board Contingency	FY2022 Budget Adjustments	FY2022 Budget Revised	YTD Actual	YTD Budget	YTD Variance $	YTD Variance %	Annual Budget Over / (Under) $	% Spent of Annual Budget
6105	Equipment	9,328	14,200	-	-	14,200	**1,206**	**7,098**	**(5,892)**	**-83.01%**		
6110	General Office Supplies	85	400	-	-	400	**32**	**198**	**(166)**	**-83.84%**		
6115	Materials & Supplies	101,012	174,680	-	-	174,680	**55,107**	**87,330**	**(32,223)**	**-36.90%**		
6120	Chemicals	54,584	55,450	-	-	55,450	**19,528**	**27,720**	**(8,192)**	**-29.55%**		
6121	Lab Supplies	-	-	-	-	-	**-**	**-**	**-**	**0.00%**		
6122	Uniforms	1,214	2,240	-	-	2,240	**320**	**1,122**	**(802)**	**-71.48%**		
6124	Fuel / Oil	8,507	13,500	-	-	13,500	**5,658**	**6,750**	**(1,092)**	**-16.18%**		
6130	Furniture	-	9,275	-	-	9,275	**1,389**	**4,638**	**(3,249)**	**-70.05%**		
6135	Major Equipment	(0)	4,000	-	-	4,000	**4,260**	**1,998**	**2,262**	**113.21%**		
6140	Computer Supplies	-	750	-	-	750	**18**	**378**	**(360)**	**-95.24%**		
6145	Software	-	-	-	-	-	**-**	**-**	**-**	**0.00%**		
6148	Copier/Laser Printer Supplies	89	150	-	-	150	**-**	**78**	**(78)**	**-100.00%**		
6150	Business Meals	60	-	-	-	-	**-**	**-**	**-**	**0.00%**		
6154	Water Meters	-	-	-	-	-	**-**	**-**	**-**	**0.00%**		
6155	Building Materials	-	-	-	-	-	**-**	**-**	**-**	**0.00%**		
6156	Pipes and Components	1,849	24,800	-	-	24,800	**2,705**	**12,402**	**(9,697)**	**-78.19%**		
6160	Training Materials	-	500	-	-	500	**-**	**252**	**(252)**	**-100.00%**		
6180	T-Shirts/Pins/Etc.	-	-	-	-	-	**-**	**-**	**-**	**0.00%**		
Equipment & Supplies Total		**176,729**	**299,945**	**-**	**-**	**299,945**	**90,223**	**149,964**	**(59,741)**	**-39.84%**	**(209,722)**	**30%**
6300	Phone / Cable / Cell / Connectivity	4,251	4,590	-	-	4,590	**1,273**	**2,298**	**(1,025)**	**-44.60%**		
6304	Pager / Cell Phone	2,099	-	-	-	-	**-**	**-**	**-**	**0.00%**		
6400	Utilities Expense	43,884	53,140	-	-	53,140	**35,057**	**26,574**	**8,483**	**31.92%**		
6430	Streetlights	-	-	-	-	-	**-**	**-**	**-**	**0.00%**		
Utilities Total		**50,234**	**57,730**	**-**	**-**	**57,730**	**36,330**	**28,872**	**7,458**	**25.83%**	**(21,400)**	**63%**
6220	Postage / Mailing / Shipping	-	-	-	-	-	**-**	**-**	**-**	**0.00%**		
6222	Express Mail/Parcel	-	-	-	-	-	**-**	**-**	**-**	**0.00%**		
6224	Shipping	583	-	-	-	-	**-**	**-**	**-**	**0.00%**		
6314	Professional Development Fees	1,215	5,750	-	-	5,750	**1,160**	**2,874**	**(1,714)**	**-59.64%**		
6322	Printing Expense	1,164	3,000	-	-	3,000	**2,483**	**1,500**	**983**	**65.53%**		
6324	Advertising	-	-	-	-	-	**-**	**-**	**-**	**0.00%**		
6325	Recruiting Expense	-	-	-	-	-	**-**	**-**	**-**	**0.00%**		
6327	Program Meals	100	-	-	-	-	**158**	**-**	**158**	**0.00%**		
6401	Donations	-	-	-	-	-	**-**	**-**	**-**	**0.00%**		
6410	Taxes Expense	-	-	-	-	-	**-**	**-**	**-**	**0.00%**		
6416	Liability Insurance	3,568	-	-	-	-	**-**	**-**	**-**	**0.00%**		
6418	Other Insurance	-	-	-	-	-	**-**	**-**	**-**	**0.00%**		
6425	Bad Debt Expense	-	-	-	-	-	**-**	**-**	**-**	**0.00%**		

Brushy Creek Municipal Utility District
Budget Workbook
Fiscal Year: **2022** **3/31/2022**

Maintenance

March 31, 2022

GL	GL Description	Prior Year Actuals	FY2022 Budget	FY2022 Board Contingency	FY2022 Budget Adjustments	FY2022 Budget Revised	YTD Actual	YTD Budget	YTD Variance $	YTD Variance %	Annual Budget Over / (Under) $	% Spent of Annual Budget
9000	Clearing Account	-	-	-	-	-	-	-	-	0.00%		
9001	PCard Clearing Account for AP	-	-	-	-	-	-	-	-	0.00%		
Other Expenses Total		**6,630**	**8,750**	**-**	**-**	**8,750**	**3,801**	**4,374**	**(573)**	**-13.10%**	**(4,949)**	**43%**
5901	Capital Expenditure - Nontax Fund	112	-	-	450,000	450,000	-	**112,500**	**(112,500)**	**-100.00%**		
5902	Capital Expenditure - Tax Funded	522,978	336,600	(45,000)	-	291,600	**12,294**	**123,300**	**(111,006)**	**-90.03%**		
Capital Outlay Total		**523,091**	**336,600**	**(45,000)**	**450,000**	**741,600**	**12,294**	**235,800**	**(223,506)**	**-94.79%**	**(729,306)**	**2%**
Bond Payments Total		**-**	**-**	**-**	**-**	**-**	**-**	**-**	**-**	**0.00%**	**-**	
Interest Payments Total		**-**	**-**	**-**	**-**	**-**	**-**	**-**	**-**	**0.00%**	**-**	
Bond Issuance Costs Total		**-**	**-**	**-**	**-**	**-**	**-**	**-**	**-**	**0.00%**	**-**	
Contingency Total		**-**	**-**	**-**	**-**	**-**	**-**	**-**	**-**	**0.00%**	**-**	
TOTAL EXPENDITURES/EXPENSES		**2,110,396**	**2,460,400**	**(15,700)**	**450,000**	**2,894,700**	**816,151**	**1,316,996**	**(500,845)**		**(2,078,549)**	**28%**
EXCESS (DEFICIENCY) OF REVENUES OVER (UNDER) EXPENDITURES/EXPENSES		**(2,096,221)**	**(2,448,400)**	**15,700**	**(450,000)**	**(2,882,700)**	**(777,201)**	**(1,310,996)**	**533,795**		**2,105,499**	**27%**
OTHER FINANCING SOURCES (USES)												
TOTAL OTHER FINANCING SOURCES (USES)		**-**	**-**	**-**	**-**	**-**	**-**	**-**	**-**	**-**	**-**	
NET CHANGE IN FUND BALANCE		**(2,096,221)**	**(2,448,400)**	**15,700**	**(450,000)**	**(2,882,700)**	**(777,201)**	**(1,310,996)**	**533,795**		**2,105,499**	

Brushy Creek Municipal Utility District
Budget Workbook
Fiscal Year: **2022** **3/31/2022**

Cost Center **Parks Maintenance** 275

March 31, 2022

GL	GL Description	Prior Year Actuals	FY2022 Budget	FY2022 Board Contingency	FY2022 Budget Adjustments	FY2022 Budget Revised	Monthly Actual	Monthly Budget	Monthly Variance $	Monthly Variance %	YTD Actual	YTD Budget	YTD Variance $	YTD Variance %	Annual Budget Over / (Under) $	% Spent of Annual Budget
REVENUES																
Property Tax Revenue Total		-	-	-	-	-	-	-	-	0.00%	-	-	-	0.00%	-	
Utility Revenue Total		-	-	-	-	-	-	-	-	0.00%	-	-	-	0.00%	-	
Recreation Program Revenue		-	-	-	-	-	-	-	-	0.00%	-	-	-	0.00%	-	
4110	Plan Review Income	-	-	-	-	-	-	-	-	0.00%	-	-	-	0.00%		
4112	Inspection Fees	-	-	-	-	-	-	-	-	0.00%	-	-	-	0.00%		
4130	Builders Fees	-	-	-	-	-	-	-	-	0.00%	-	-	-	0.00%		
4401	Service Charges	-	-	-	-	-	-	-	-	0.00%	-	-	-	0.00%		
4402	Donations	-	-	-	-	-	-	-	-	0.00%	-	-	-	0.00%		
4403	Late Charges	-	-	-	-	-	-	-	-	0.00%	-	-	-	0.00%		
4405	Interest Income	-	-	-	-	-	-	-	-	0.00%	-	-	-	0.00%		
4500	Other Income	14,176	12,000	-	-	12,000	-	1,000	(1,000)	-100.00%	(250)	6,000	(6,250)	-104.17%		
4501	Rental Income	-	-	-	-	-	-	-	-	0.00%	-	-	-	0.00%		
Investment & Other Revenue Total		14,176	12,000	-	-	12,000	-	1,000	(1,000)	-100.00%	(250)	6,000	(6,250)	-104.17%	(12,250)	-2%
TOTAL REVENUES		14,176	12,000	-	-	12,000	-	1,000	(1,000)		(250)	6,000	(6,250)		(12,250)	-2%
EXPENDITURES/EXPENSES																
5010	Salary	241,742	196,780	-	-	196,780	17,910	16,215	1,695	10.45%	100,347	94,645	5,702	6.02%		
5011	Merit Salary	-	-	-	-	-	-	-	-	0.00%	-	-	-	0.00%		
5012	Overtime	7,304	8,000	-	-	8,000	1,057	667	390	58.47%	4,646	4,002	644	16.09%		
5014	Cell Phone Allowance	-	1,910	-	-	1,910	124	159	(35)	-22.01%	689	954	(265)	-27.78%		
6405	Longevity Awards	-	1,520	-	-	1,520	-	127	(127)	-100.00%	-	762	(762)	-100.00%		
Salaries Total		249,047	208,210	-	-	208,210	19,091	17,168	1,923	11.20%	105,682	100,363	5,319	5.30%	(102,528)	51%
5020	FICA / Medicare	18,338	15,930	-	-	15,930	1,379	1,313	66	5.03%	7,610	7,662	(52)	-0.68%		
5030	Health	43,176	36,920	-	-	36,920	3,607	3,042	565	18.57%	18,377	17,758	619	3.49%		
5031	Vision Insurance	492	380	-	-	380	55	32	23	71.88%	231	192	39	20.31%		
5032	Dental	2,553	2,150	-	-	2,150	233	179	54	30.17%	1,128	1,074	54	5.03%		
5034	Life	534	440	-	-	440	44	37	7	18.92%	228	222	6	2.70%		
5035	Disability Insurance	1,834	1,460	-	-	1,460	153	122	31	25.41%	776	732	44	6.01%		
5040	Workers Compensation	3,221	2,310	-	-	2,310	-	193	(193)	-100.00%	1,464	1,158	306	26.42%		
5050	Unemployment Insurance	2,025	940	-	-	940	-	78	(78)	-100.00%	64	468	(404)	-86.32%		
5065	Education Reimbursement	-	-	-	-	-	-	-	-	0.00%	-	-	-	0.00%		
5070	Retirement	16,205	16,870	-	-	16,870	1,629	1,390	239	17.19%	8,116	8,113	3	0.04%		
Benefits Total		88,379	77,400	-	-	77,400	7,100	6,386	714	11.18%	37,994	37,379	615	1.65%	(39,406)	49%
5201	Airfare	-	-	-	-	-	-	-	-	0.00%	-	-	-	0.00%		
5202	Lodging	-	-	-	-	-	-	-	-	0.00%	196	-	196	0.00%		
5203	Lodging Tax	-	-	-	-	-	-	-	-	0.00%	-	-	-	0.00%		
5204	Cab Fare / local transportation	-	-	-	-	-	-	-	-	0.00%	-	-	-	0.00%		
5205	Parking	-	-	-	-	-	-	-	-	0.00%	-	-	-	0.00%		
5206	Travel Meals	190	975	-	-	975	-	81	(81)	-100.00%	-	486	(486)	-100.00%		
5207	Mileage	374	1,000	-	-	1,000	-	83	(83)	-100.00%	100	498	(398)	-79.92%		
Travel Total		564	1,975	-	-	1,975	-	164	(164)	-100.00%	296	984	(688)	-69.92%	(1,679)	15%
6010	Contractual-Legal	-	-	-	-	-	-	-	-	0.00%	-	-	-	0.00%		
6011	Contractual Legal - Open Records	-	-	-	-	-	-	-	-	0.00%	-	-	-	0.00%		
6025	Contractual/Auditing	-	-	-	-	-	-	-	-	0.00%	-	-	-	0.00%		
6030	Contractual/ Trainers- Instructors	-	-	-	-	-	-	-	-	0.00%	-	-	-	0.00%		
6032	Contractual / 80-20 Programs	-	-	-	-	-	-	-	-	0.00%	-	-	-	0.00%		
6040	Contractual/Network maint/dev.	-	-	-	-	-	-	-	-	0.00%	-	-	-	0.00%		

Brushy Creek Municipal Utility District
Budget Workbook
Fiscal Year: **2022** **3/31/2022**

Cost Center **Parks Maintenance** 275 **March 31, 2022**

GL	GL Description	Prior Year Actuals	FY2022 Budget	FY2022 Board Contingency	FY2022 Budget Adjustments	FY2022 Budget Revised	Monthly Actual	Monthly Budget	Monthly Variance $	Monthly Variance %	YTD Actual	YTD Budget	YTD Variance $	YTD Variance %	Annual Budget Over / (Under) $	% Spent of Annual Budget
6045	Contractual/Website	-	-	-	-	-	-	-	-	0.00%	-	-	-	0.00%		
6050	Contractual/Publications Layou	-	-	-	-	-	-	-	-	0.00%	-	-	-	0.00%		
6055	Security	-	-	-	-	-	-	-	-	0.00%	-	-	-	0.00%		
6060	Appraisal Fees	-	-	-	-	-	-	-	-	0.00%	-	-	-	0.00%		
6065	Depository Contract	-	-	-	-	-	-	-	-	0.00%	-	-	-	0.00%		
6070	Maintenance Contracts	496,891	528,000	-	-	528,000	39,158	44,000	(4,842)	-11.00%	234,458	264,000	(29,542)	-11.19%		
6078	Plumbing Inspections	-	-	-	-	-	-	-	-	0.00%	-	-	-	0.00%		
6079	Engineering Fees	-	-	7,500	-	7,500	-	3,750	(3,750)	-100.00%	5,400	7,500	(2,100)	-28.00%		
6080	Contractual/Contract Labor	99,506	150,000	-	-	150,000	5,700	12,500	(6,800)	-54.40%	36,193	75,000	(38,807)	-51.74%		
6153	Water Purchases	-	-	-	-	-	-	-	-	0.00%	-	-	-	0.00%		
6210	Rent Expense	2,640	1,500	-	-	1,500	-	125	(125)	-100.00%	-	750	(750)	-100.00%		
6250	Solid Waste Service	400	2,800	-	-	2,800	-	233	(233)	-100.00%	-	1,398	(1,398)	-100.00%		
6305	Utility Bill Expenses	-	-	-	-	-	-	-	-	0.00%	-	-	-	0.00%		
6310	Fees/Dues/Subscription Expense	586	1,510	-	-	1,510	144	126	18	14.29%	696	756	(60)	-7.94%		
6311	TCEQ Regulatory Fees	-	-	-	-	-	-	-	-	0.00%	-	-	-	0.00%		
6312	WW Capacity Charges	-	-	-	-	-	-	-	-	0.00%	19	-	19	0.00%		
6315	Lab Fees	-	-	-	-	-	-	-	-	0.00%	-	-	-	0.00%		
6321	Repair Projects	-	-	-	-	-	-	-	-	0.00%	-	-	-	0.00%		
Contracted Services Total		**600,023**	**683,810**	**7,500**	**-**	**691,310**	**45,002**	**60,734**	**(15,732)**	**-25.90%**	**276,766**	**349,404**	**(72,638)**	**-20.79%**	**(414,544)**	**40%**
6212	Building Maintenance	-	22,000	-	-	22,000	-	1,833	(1,833)	-100.00%	-	10,998	(10,998)	-100.00%		
6213	District Vehicle Repairs	10,948	4,310	-	-	4,310	168	359	(191)	-53.20%	4,162	2,154	2,008	93.22%		
6215	Facility Rent Expense	-	-	-	-	-	-	-	-	0.00%	-	-	-	0.00%		
6216	Equipment Rent Expense	650	-	-	-	-	-	-	-	0.00%	292	-	292	0.00%		
6320	Repair/Mtc/Warranty Expense	33,149	70,500	-	-	70,500	14,937	5,875	9,062	154.25%	21,312	35,250	(13,938)	-39.54%		
Maintenance, Repair & Facility Total		**44,746**	**96,810**	**-**	**-**	**96,810**	**15,105**	**8,067**	**7,038**	**87.24%**	**25,766**	**48,402**	**(22,636)**	**-46.77%**	**(71,044)**	**27%**
6105	Equipment	8,248	12,600	-	-	12,600	199	1,050	(851)	-81.05%	685	6,300	(5,615)	-89.13%		
6110	General Office Supplies	85	400	-	-	400	-	33	(33)	-100.00%	32	198	(166)	-83.84%		
6115	Materials & Supplies	72,514	122,650	-	-	122,650	5,407	10,220	(4,813)	-47.09%	33,704	61,320	(27,616)	-45.04%		
6120	Chemicals	4,780	1,600	-	-	1,600	-	133	(133)	-100.00%	-	798	(798)	-100.00%		
6121	Lab Supplies	-	-	-	-	-	-	-	-	0.00%	-	-	-	0.00%		
6122	Uniforms	1,214	1,790	-	-	1,790	70	149	(79)	-53.02%	320	894	(574)	-64.21%		
6124	Fuel / Oil	8,507	13,500	-	-	13,500	1,249	1,125	124	11.02%	5,658	6,750	(1,092)	-16.18%		
6130	Furniture	-	9,275	-	-	9,275	-	773	(773)	-100.00%	1,389	4,638	(3,249)	-70.05%		
6135	Major Equipment	-	-	-	-	-	-	-	-	0.00%	-	-	-	0.00%		
6140	Computer Supplies	-	-	-	-	-	-	-	-	0.00%	18	-	18	0.00%		
6145	Software	-	-	-	-	-	-	-	-	0.00%	-	-	-	0.00%		
6148	Copier/Laser Printer Supplies	89	150	-	-	150	-	13	(13)	-100.00%	-	78	(78)	-100.00%		
6150	Business Meals	60	-	-	-	-	-	-	-	0.00%	-	-	-	0.00%		
6154	Water Meters	-	-	-	-	-	-	-	-	0.00%	-	-	-	0.00%		
6155	Building Materials	-	-	-	-	-	-	-	-	0.00%	-	-	-	0.00%		
6156	Pipes and Components	1,849	20,300	-	-	20,300	22	1,692	(1,670)	-98.70%	1,544	10,152	(8,608)	-84.79%		
6160	Training Materials	-	500	-	-	500	-	42	(42)	-100.00%	-	252	(252)	-100.00%		
6180	T-Shirts/Pins/Etc.	-	-	-	-	-	-	-	-	0.00%	-	-	-	0.00%		
Equipment & Supplies Total		**97,346**	**182,765**	**-**	**-**	**182,765**	**6,947**	**15,230**	**(8,283)**	**-54.39%**	**43,350**	**91,380**	**(48,030)**	**-52.56%**	**(139,415)**	**24%**
6300	Phone / Cable / Cell / Connectivity	4,051	4,590	-	-	4,590	217	383	(166)	-43.34%	1,273	2,298	(1,025)	-44.60%		
6304	Pager / Cell Phone	1,330	-	-	-	-	-	-	-	0.00%	-	-	-	0.00%		
6400	Utilities Expense	10,052	10,640	-	-	10,640	1,546	887	659	74.30%	4,877	5,322	(445)	-8.36%		
6430	Streetlights	-	-	-	-	-	-	-	-	0.00%	-	-	-	0.00%		

Brushy Creek Municipal Utility District
Budget Workbook
Fiscal Year: **2022** **3/31/2022**

Cost Center **Parks Maintenance** 275

March 31, 2022

GL	GL Description	Prior Year Actuals	FY2022 Budget	FY2022 Board Contingency	FY2022 Budget Adjustments	FY2022 Budget Revised	Monthly Actual	Monthly Budget	Monthly Variance $	Monthly Variance %	YTD Actual	YTD Budget	YTD Variance $	YTD Variance %	Annual Budget Over / (Under) $	% Spent of Annual Budget
Utilities Total		**15,433**	**15,230**	**-**	**-**	**15,230**	**1,763**	**1,270**	**493**	**38.82%**	**6,150**	**7,620**	**(1,470)**	**-19.29%**	**(9,080)**	**40%**
6220	Postage / Mailing / Shipping	-	-	-	-	-	-	-	-	0.00%	-	-	-	0.00%		
6222	Express Mail/Parcel	-	-	-	-	-	-	-	-	0.00%	-	-	-	0.00%		
6224	Shipping	543	-	-	-	-	-	-	-	0.00%	-	-	-	0.00%		
6314	Professional Development Fees	1,215	4,700	-	-	4,700	-	392	(392)	-100.00%	1,160	2,352	(1,192)	-50.68%		
6322	Printing Expense	810	3,000	-	-	3,000	1,313	250	1,063	425.20%	1,866	1,500	366	24.40%		
6324	Advertising	-	-	-	-	-	-	-	-	0.00%	-	-	-	0.00%		
6325	Recruiting Expense	-	-	-	-	-	-	-	-	0.00%	-	-	-	0.00%		
6327	Program Meals	100	-	-	-	-	-	-	-	0.00%	158	-	158	0.00%		
6401	Donations	-	-	-	-	-	-	-	-	0.00%	-	-	-	0.00%		
6410	Taxes Expense	-	-	-	-	-	-	-	-	0.00%	-	-	-	0.00%		
6416	Liability Insurance	3,568	-	-	-	-	-	-	-	0.00%	-	-	-	0.00%		
6418	Other Insurance	-	-	-	-	-	-	-	-	0.00%	-	-	-	0.00%		
6425	Bad Debt Expense	-	-	-	-	-	-	-	-	0.00%	-	-	-	0.00%		
9000	Clearing Account	-	-	-	-	-	-	-	-	0.00%	-	-	-	0.00%		
9001	PCard Clearing Account for AP	-	-	-	-	-	-	-	-	0.00%	-	-	-	0.00%		
Other Expenses Total		**6,236**	**7,700**	**-**	**-**	**7,700**	**1,313**	**642**	**671**	**104.52%**	**3,184**	**3,852**	**(668)**	**-17.34%**	**(4,516)**	**41%**
5901	Capital Expenditure - Nontax Fund	-	-	-	-	-	-	-	-	0.00%	-	-	-	0.00%		
5902	Capital Expenditure - Tax Funded	18,128	-	-	-	-	-	-	-	0.00%	-	-	-	0.00%		
Capital Outlay Total		**18,128**	**-**	**-**	**-**	**-**	**-**	**-**	**-**	**0.00%**	**-**	**-**	**-**	**0.00%**	**-**	
Bond Payments Total		**-**	**-**	**-**	**-**	**-**	**-**	**-**	**-**	**0.00%**	**-**	**-**	**-**	**0.00%**	**-**	
Interest Payments Total		**-**	**-**	**-**	**-**	**-**	**-**	**-**	**-**	**0.00%**	**-**	**-**	**-**	**0.00%**	**-**	
Bond Issuance Costs Total		**-**	**-**	**-**	**-**	**-**	**-**	**-**	**-**	**0.00%**	**-**	**-**	**-**	**0.00%**	**-**	
Contingency Total		**-**	**-**	**-**	**-**	**-**	**-**	**-**	**-**	**0.00%**	**-**	**-**	**-**	**0.00%**	**-**	
TOTAL EXPENDITURES/EXPENSES		**1,119,903**	**1,273,900**	**7,500**	**-**	**1,281,400**	**96,321**	**109,661**	**(13,340)**		**499,188**	**639,384**	**(140,196)**		**(782,212)**	**39%**
EXCESS (DEFICIENCY) OF REVENUES OVER (UNDER) EXPENDITURES/EXPENSES		**(1,105,727)**	**(1,261,900)**	**(7,500)**	**-**	**(1,269,400)**	**(96,321)**	**(108,661)**	**12,340**		**(499,438)**	**(633,384)**	**133,946**		**769,962**	**39%**
OTHER FINANCING SOURCES (USES)																
TOTAL OTHER FINANCING SOURCES (USES)		**-**	**-**	**-**	**-**	**-**	**-**	**-**	**-**		**-**	**-**	**-**		**-**	
NET CHANGE IN FUND BALANCE		**(1,105,727)**	**(1,261,900)**	**(7,500)**	**-**	**(1,269,400)**	**(96,321)**	**(108,661)**	**12,340**		**(499,438)**	**(633,384)**	**133,946**		**769,962**	

Brushy Creek Municipal Utility District
Budget Workbook
Fiscal Year: **2022** **3/31/2022**

Cost Center **Community Center Garden Maintenance** 350

March 31, 2022

GL	GL Description	Prior Year Actuals	FY2022 Budget	FY2022 Board Contingency	FY2022 Budget Adjustments	FY2022 Budget Revised	YTD Actual	YTD Budget	YTD Variance $	YTD Variance %	Annual Budget Over / (Under) $	% Spent of Annual Budget
REVENUES												
Property Tax Revenue Total		-	-	-	-	-	-	-	-	0.00%	-	
Utility Revenue Total		-	-	-	-	-	-	-	-	0.00%	-	
Recreation Program Revenue		-	-	-	-	-	-	-	-	0.00%	-	
Investment & Other Revenue Total		-	-	-	-	-	-	-	-	0.00%	-	
TOTAL REVENUES		-	-	-	-	-	-	-	-		-	
EXPENDITURES/EXPENSES												
5010	Salary	-	65,780	-	-	65,780	34,888	32,892	1,996	6.07%		
5011	Merit Salary	-	-	-	-	-	-	-	-	0.00%		
5012	Overtime	-	1,000	-	-	1,000	441	498	(57)	-11.45%		
5014	Cell Phone Allowance	-	80	-	-	80	41	42	(1)	-2.38%		
6405	Longevity Awards	-	1,200	-	-	1,200	-	600	(600)	-100.00%		
Salaries Total		-	68,060	-	-	68,060	35,370	34,032	1,338	3.93%	(32,690)	52%
5020	FICA / Medicare	-	5,210	-	-	5,210	2,676	2,604	72	2.76%		
5030	Health	-	10,750	-	-	10,750	5,141	5,376	(235)	-4.37%		
5031	Vision Insurance	-	120	-	-	120	64	60	4	6.67%		
5032	Dental	-	620	-	-	620	305	312	(7)	-2.24%		
5034	Life	-	160	-	-	160	78	78	-	0.00%		
5035	Disability Insurance	-	450	-	-	450	262	228	34	14.91%		
5040	Workers Compensation	-	770	-	-	770	488	384	104	27.08%		
5050	Unemployment Insurance	-	2,460	-	-	2,460	-	1,230	(1,230)	-100.00%		
5065	Education Reimbursement	-	-	-	-	-	-	-	-	0.00%		
5070	Retirement	-	5,510	-	-	5,510	2,690	2,754	(64)	-2.32%		
Benefits Total		-	26,050	-	-	26,050	11,704	13,026	(1,322)	-10.15%	(14,346)	45%
Travel Total		-	-	-	-	-	-	-	-	0.00%	-	
6010	Contractual-Legal	-	-	-	-	-	-	-	-	0.00%		
6011	Contractual Legal - Open Records	-	-	-	-	-	-	-	-	0.00%		
6025	Contractual/Auditing	-	-	-	-	-	-	-	-	0.00%		
6030	Contractual/ Trainers- Instructors	-	-	-	-	-	-	-	-	0.00%		
6032	Contractual / 80-20 Programs	-	-	-	-	-	-	-	-	0.00%		
6040	Contractual/Network maint/dev.	-	-	-	-	-	-	-	-	0.00%		
6045	Contractual/Website	-	-	-	-	-	-	-	-	0.00%		
6050	Contractual/Publications Layou	-	-	-	-	-	-	-	-	0.00%		
6055	Security	-	-	-	-	-	-	-	-	0.00%		

Brushy Creek Municipal Utility District
Budget Workbook
Fiscal Year: **2022** **3/31/2022**

Cost Center **Community Center Garden Maintenance** 350

March 31, 2022

GL	GL Description	Prior Year Actuals	FY2022 Budget	FY2022 Board Contingency	FY2022 Budget Adjustments	FY2022 Budget Revised	YTD Actual	YTD Budget	YTD Variance $	YTD Variance %	Annual Budget Over / (Under) $	% Spent of Annual Budget
6060	Appraisal Fees	-	-	-	-	-	-	-	-	0.00%		
6065	Depository Contract	-	-	-	-	-	-	-	-	0.00%		
6070	Maintenance Contracts	-	-	-	-	-	-	-	-	0.00%		
6078	Plumbing Inspections	-	-	-	-	-	-	-	-	0.00%		
6079	Engineering Fees	-	-	-	-	-	-	-	-	0.00%		
6080	Contractual/Contract Labor	-	-	-	-	-	-	-	-	0.00%		
6153	Water Purchases	-	-	-	-	-	-	-	-	0.00%		
6210	Rent Expense	-	1,000	-	-	1,000	-	498	(498)	-100.00%		
6250	Solid Waste Service	-	-	-	-	-	-	-	-	0.00%		
6305	Utility Bill Expenses	-	-	-	-	-	-	-	-	0.00%		
6310	Fees/Dues/Subscription Expense	-	-	-	-	-	-	-	-	0.00%		
6311	TCEQ Regulatory Fees	-	-	-	-	-	-	-	-	0.00%		
6312	WW Capacity Charges	-	-	-	-	-	-	-	-	0.00%		
6315	Lab Fees	-	-	-	-	-	-	-	-	0.00%		
6321	Repair Projects	-	-	-	-	-	-	-	-	0.00%		
Contracted Services Total		**-**	**1,000**	**-**	**-**	**1,000**	**-**	**498**	**(498)**	**-100.00%**	**(1,000)**	**0%**
6212	Building Maintenance	-	-	-	-	-	-	-	-	0.00%		
6213	District Vehicle Repairs	-	-	-	-	-	-	-	-	0.00%		
6215	Facility Rent Expense	-	-	-	-	-	-	-	-	0.00%		
6216	Equipment Rent Expense	-	-	-	-	-	-	-	-	0.00%		
6320	Repair/Mtc/Warranty Expense	-	7,000	-	-	7,000	539	3,498	(2,959)	-84.59%		
Maintenance, Repair & Facility Total		**-**	**7,000**	**-**	**-**	**7,000**	**539**	**3,498**	**(2,959)**	**-84.59%**	**(6,461)**	**8%**
6105	Equipment	-	-	-	-	-	-	-	-	0.00%		
6110	General Office Supplies	-	-	-	-	-	-	-	-	0.00%		
6115	Materials & Supplies	-	13,030	-	-	13,030	2,893	6,516	(3,623)	-55.60%		
6120	Chemicals	-	6,850	-	-	6,850	-	3,426	(3,426)	-100.00%		
6121	Lab Supplies	-	-	-	-	-	-	-	-	0.00%		
6122	Uniforms	-	-	-	-	-	-	-	-	0.00%		
6124	Fuel / Oil	-	-	-	-	-	-	-	-	0.00%		
6130	Furniture	-	-	-	-	-	-	-	-	0.00%		
6135	Major Equipment	-	-	-	-	-	-	-	-	0.00%		
6140	Computer Supplies	-	-	-	-	-	-	-	-	0.00%		
6145	Software	-	-	-	-	-	-	-	-	0.00%		
6148	Copier/Laser Printer Supplies	-	-	-	-	-	-	-	-	0.00%		
6150	Business Meals	-	-	-	-	-	-	-	-	0.00%		
6154	Water Meters	-	-	-	-	-	-	-	-	0.00%		
6155	Building Materials	-	-	-	-	-	-	-	-	0.00%		

Brushy Creek Municipal Utility District
Budget Workbook
Fiscal Year: **2022** **3/31/2022**

Cost Center **Community Center Garden Maintenance** 350

March 31, 2022

GL	GL Description	Prior Year Actuals	FY2022 Budget	FY2022 Board Contingency	FY2022 Budget Adjustments	FY2022 Budget Revised	YTD Actual	YTD Budget	YTD Variance $	YTD Variance %	Annual Budget Over / (Under) $	% Spent of Annual Budget
6156	Pipes and Components	-	4,500	-	-	4,500	-	2,250	(2,250)	-100.00%		
6160	Training Materials	-	-	-	-	-	-	-	-	0.00%		
6180	T-Shirts/Pins/Etc.	-	-	-	-	-	-	-	-	0.00%		
Equipment & Supplies Total		**-**	**24,380**	**-**	**-**	**24,380**	**2,893**	**12,192**	**(9,299)**	**-76.27%**	**(21,487)**	**12%**
Utilities Total		**-**	**-**	**-**	**-**	**-**	**-**	**-**	**-**	**0.00%**	**-**	
6220	Postage / Mailing / Shipping	-	-	-	-	-	-	-	-	0.00%		
6222	Express Mail/Parcel	-	-	-	-	-	-	-	-	0.00%		
6224	Shipping	-	-	-	-	-	-	-	-	0.00%		
6314	Professional Development Fees	-	-	-	-	-	-	-	-	0.00%		
6322	Printing Expense	-	-	-	-	-	244	-	244	0.00%		
6324	Advertising	-	-	-	-	-	-	-	-	0.00%		
6325	Recruiting Expense	-	-	-	-	-	-	-	-	0.00%		
6327	Program Meals	-	-	-	-	-	-	-	-	0.00%		
6401	Donations	-	-	-	-	-	-	-	-	0.00%		
6410	Taxes Expense	-	-	-	-	-	-	-	-	0.00%		
6416	Liability Insurance	-	-	-	-	-	-	-	-	0.00%		
6418	Other Insurance	-	-	-	-	-	-	-	-	0.00%		
6425	Bad Debt Expense	-	-	-	-	-	-	-	-	0.00%		
9000	Clearing Account	-	-	-	-	-	-	-	-	0.00%		
9001	PCard Clearing Account for AP	-	-	-	-	-	-	-	-	0.00%		
Other Expenses Total		**-**	**-**	**-**	**-**	**-**	**244**	**-**	**244**	**0.00%**	**244**	**No Budget**
5901	Capital Expenditure - Nontax Fund	-	-	-	450,000	450,000	-	112,500	(112,500)	-100.00%		
5902	Capital Expenditure - Tax Funded	-	-	-	-	-	-	-	-	0.00%		
Capital Outlay Total		**-**	**-**	**-**	**450,000**	**450,000**	**-**	**112,500**	**(112,500)**	**-100.00%**	**(450,000)**	**0%**
Bond Payments Total		**-**	**-**	**-**	**-**	**-**	**-**	**-**	**-**	**0.00%**	**-**	
Interest Payments Total		**-**	**-**	**-**	**-**	**-**	**-**	**-**	**-**	**0.00%**	**-**	
Bond Issuance Costs Total		**-**	**-**	**-**	**-**	**-**	**-**	**-**	**-**	**0.00%**	**-**	
Contingency Total		**-**	**-**	**-**	**-**	**-**	**-**	**-**	**-**	**0.00%**	**-**	
TOTAL EXPENDITURES/EXPENSES		**-**	**126,490**	**-**	**450,000**	**576,490**	**50,750**	**175,746**	**(124,996)**		**(525,740)**	**9%**
EXCESS (DEFICIENCY) OF REVENUES OVER (UNDER) EXPENDITURES/EXPENSES		**-**	**(126,490)**	**-**	**(450,000)**	**(576,490)**	**(50,750)**	**(175,746)**	**124,996**		**525,740**	**9%**
OTHER FINANCING SOURCES (USES)												
TOTAL OTHER FINANCING SOURCES (USES)		**-**	**-**	**-**	**-**	**-**	**-**	**-**	**-**		**-**	

Brushy Creek Municipal Utility District
Budget Workbook
Fiscal Year: **2022** **3/31/2022**

Cost Center **Community Center Garden Maintenance** 350

March 31, 2022

GL	GL Description	Prior Year Actuals	FY2022 Budget	FY2022 Board Contingency	FY2022 Budget Adjustments	FY2022 Budget Revised	YTD Actual	YTD Budget	YTD Variance $	YTD Variance %	Annual Budget Over / (Under) $	% Spent of Annual Budget
NET CHANGE IN FUND BALANCE		**-**	**(126,490)**	**-**	**(450,000)**	**(576,490)**	**(50,750)**	**(175,746)**	**124,996**		**525,740**	

Brushy Creek Municipal Utility District
Budget Workbook
Fiscal Year: **2022** **3/31/2022**

Cost Center **Facilites Maintenance** 400 **March 31, 2022**

GL	GL Description	Prior Year Actuals	FY2022 Budget	FY2022 Board Contingency	FY2022 Budget Adjustments	FY2022 Budget Revised	YTD Actual	YTD Budget	YTD Variance $	YTD Variance %	Annual Budget Over / (Under) $	% Spent of Annual Budget
REVENUES												
Property Tax Revenue Total		-	-	-	-	-	-	-	-	0.00%	-	
Utility Revenue Total		-	-	-	-	-	-	-	-	0.00%	-	
Recreation Program Revenue		-	-	-	-	-	-	-	-	0.00%	-	
Investment & Other Revenue Total		-	-	-	-	-	-	-	-	0.00%	-	
TOTAL REVENUES		-	-	-	-	-	-	-	-		-	
EXPENDITURES/EXPENSES												
5010	Salary	45,515	54,120	-	-	54,120	27,026	23,171	3,855	16.64%		
5011	Merit Salary	-	-	-	-	-	-	-	-	0.00%		
5012	Overtime	2,204	2,500	-	-	2,500	1,357	1,248	109	8.73%		
5014	Cell Phone Allowance	-	650	-	-	650	148	324	(176)	-54.32%		
6405	Longevity Awards	-	370	-	-	370	-	186	(186)	-100.00%		
Salaries Total		**47,720**	**57,640**	**-**	**-**	**57,640**	**28,531**	**24,929**	**3,602**	**14.45%**	**(29,109)**	**49%**
5020	FICA / Medicare	3,405	4,410	-	-	4,410	2,049	1,888	161	8.53%		
5030	Health	7,532	9,840	-	-	9,840	4,449	4,213	236	5.60%		
5031	Vision Insurance	85	110	-	-	110	54	54	-	0.00%		
5032	Dental	439	570	-	-	570	262	288	(26)	-9.03%		
5034	Life	98	130	-	-	130	59	66	(7)	-10.61%		
5035	Disability Insurance	341	450	-	-	450	201	228	(27)	-11.84%		
5040	Workers Compensation	774	640	-	-	640	406	318	88	27.67%		
5050	Unemployment Insurance	416	610	-	-	610	-	306	(306)	-100.00%		
5065	Education Reimbursement	-	-	-	-	-	-	-	-	0.00%		
5070	Retirement	3,111	4,670	-	-	4,670	2,184	2,001	183	9.15%		
Benefits Total		**16,201**	**21,430**	**-**	**-**	**21,430**	**9,664**	**9,362**	**302**	**3.23%**	**(11,766)**	**45%**
5201	Airfare	-	-	-	-	-	-	-	-	0.00%		
5202	Lodging	-	-	-	-	-	-	-	-	0.00%		
5203	Lodging Tax	-	-	-	-	-	-	-	-	0.00%		
5204	Cab Fare / local transportation	-	-	-	-	-	-	-	-	0.00%		
5205	Parking	-	-	-	-	-	-	-	-	0.00%		
5206	Travel Meals	-	-	-	-	-	-	-	-	0.00%		
5207	Mileage	24	600	-	-	600	-	300	(300)	-100.00%		
Travel Total		**24**	**600**	**-**	**-**	**600**	**-**	**300**	**(300)**	**-100.00%**	**(600)**	**0%**
6010	Contractual-Legal	-	-	-	-	-	-	-	-	0.00%		
6011	Contractual Legal - Open Records	-	-	-	-	-	-	-	-	0.00%		

Brushy Creek Municipal Utility District
Budget Workbook
Fiscal Year: **2022** **3/31/2022**

Cost Center **Facilites Maintenance** 400

March 31, 2022

GL	GL Description	Prior Year Actuals	FY2022 Budget	FY2022 Board Contingency	FY2022 Budget Adjustments	FY2022 Budget Revised	YTD Actual	YTD Budget	YTD Variance $	YTD Variance %	Annual Budget Over / (Under) $	% Spent of Annual Budget
6025	Contractual/Auditing	-	-	-	-	-	-	-	-	0.00%		
6030	Contractual/ Trainers- Instructors	-	-	-	-	-	-	-	-	0.00%		
6032	Contractual / 80-20 Programs	-	-	-	-	-	-	-	-	0.00%		
6040	Contractual/Network maint/dev.	-	-	-	-	-	-	-	-	0.00%		
6045	Contractual/Website	-	-	-	-	-	-	-	-	0.00%		
6050	Contractual/Publications Layou	-	-	-	-	-	-	-	-	0.00%		
6055	Security	-	-	-	-	-	-	-	-	0.00%		
6060	Appraisal Fees	-	-	-	-	-	-	-	-	0.00%		
6065	Depository Contract	-	-	-	-	-	-	-	-	0.00%		
6070	Maintenance Contracts	4,526	99,170	-	-	99,170	33,656	49,584	(15,928)	-32.12%		
6078	Plumbing Inspections	-	-	-	-	-	-	-	-	0.00%		
6079	Engineering Fees	-	75,000	-	-	75,000	-	37,500	(37,500)	-100.00%		
6080	Contractual/Contract Labor	-	31,500	-	-	31,500	198	15,750	(15,552)	-98.74%		
6153	Water Purchases	-	-	-	-	-	-	-	-	0.00%		
6210	Rent Expense	-	-	-	-	-	-	-	-	0.00%		
6250	Solid Waste Service	-	-	-	-	-	-	-	-	0.00%		
6305	Utility Bill Expenses	-	-	-	-	-	-	-	-	0.00%		
6310	Fees/Dues/Subscription Expense	-	-	-	-	-	-	-	-	0.00%		
6311	TCEQ Regulatory Fees	-	-	-	-	-	-	-	-	0.00%		
6312	WW Capacity Charges	-	-	-	-	-	-	-	-	0.00%		
6315	Lab Fees	-	-	-	-	-	-	-	-	0.00%		
6321	Repair Projects	-	-	-	-	-	-	-	-	0.00%		
Contracted Services Total		**4,526**	**205,670**	**-**	**-**	**205,670**	**33,854**	**102,834**	**(68,980)**	**-67.08%**	**(171,816)**	**16%**
6212	Building Maintenance	102,246	62,250	-	-	62,250	13,272	31,128	(17,856)	-57.36%		
6213	District Vehicle Repairs	219	510	-	-	510	14	258	(244)	-94.57%		
6215	Facility Rent Expense	-	-	-	-	-	-	-	-	0.00%		
6216	Equipment Rent Expense	-	-	-	-	-	-	-	-	0.00%		
6320	Repair/Mtc/Warranty Expense	27,695	7,500	13,800	-	21,300	21,272	17,550	3,722	21.21%		
Maintenance, Repair & Facility Total		**130,160**	**70,260**	**13,800**	**-**	**84,060**	**34,558**	**48,936**	**(14,378)**	**-29.38%**	**(49,502)**	**41%**
6105	Equipment	500	-	-	-	-	522	-	522	0.00%		
6110	General Office Supplies	-	-	-	-	-	-	-	-	0.00%		
6115	Materials & Supplies	20,761	26,000	-	-	26,000	16,074	13,002	3,072	23.63%		
6120	Chemicals	-	-	-	-	-	-	-	-	0.00%		
6121	Lab Supplies	-	-	-	-	-	-	-	-	0.00%		
6122	Uniforms	-	450	-	-	450	-	228	(228)	-100.00%		
6124	Fuel / Oil	-	-	-	-	-	-	-	-	0.00%		

Brushy Creek Municipal Utility District
Budget Workbook
Fiscal Year: **2022** **3/31/2022**

Cost Center **Facilites Maintenance** 400 **March 31, 2022**

GL	GL Description	Prior Year Actuals	FY2022 Budget	FY2022 Board Contingency	FY2022 Budget Adjustments	FY2022 Budget Revised	YTD Actual	YTD Budget	YTD Variance $	YTD Variance %	Annual Budget Over / (Under) $	% Spent of Annual Budget
6130	Furniture	-	-	-	-	-	-	-	-	0.00%		
6135	Major Equipment	-	-	-	-	-	-	-	-	0.00%		
6140	Computer Supplies	-	-	-	-	-	-	-	-	0.00%		
6145	Software	-	-	-	-	-	-	-	-	0.00%		
6148	Copier/Laser Printer Supplies	-	-	-	-	-	-	-	-	0.00%		
6150	Business Meals	-	-	-	-	-	-	-	-	0.00%		
6154	Water Meters	-	-	-	-	-	-	-	-	0.00%		
6155	Building Materials	-	-	-	-	-	-	-	-	0.00%		
6156	Pipes and Components	-	-	-	-	-	61	-	61	0.00%		
6160	Training Materials	-	-	-	-	-	-	-	-	0.00%		
6180	T-Shirts/Pins/Etc.	-	-	-	-	-	-	-	-	0.00%		
Equipment & Supplies Total		**21,261**	**26,450**	**-**	**-**	**26,450**	**16,657**	**13,230**	**3,427**	**25.90%**	**(9,793)**	**63%**
Utilities Total		**280**	**-**	**-**	**-**	**-**	**-**	**-**	**-**	**0.00%**	**-**	
6220	Postage / Mailing / Shipping	-	-	-	-	-	-	-	-	0.00%		
6222	Express Mail/Parcel	-	-	-	-	-	-	-	-	0.00%		
6224	Shipping	-	-	-	-	-	-	-	-	0.00%		
6314	Professional Development Fees	-	350	-	-	350	-	174	(174)	-100.00%		
6322	Printing Expense	354	-	-	-	-	275	-	275	0.00%		
6324	Advertising	-	-	-	-	-	-	-	-	0.00%		
6325	Recruiting Expense	-	-	-	-	-	-	-	-	0.00%		
6327	Program Meals	-	-	-	-	-	-	-	-	0.00%		
6401	Donations	-	-	-	-	-	-	-	-	0.00%		
6410	Taxes Expense	-	-	-	-	-	-	-	-	0.00%		
6416	Liability Insurance	-	-	-	-	-	-	-	-	0.00%		
6418	Other Insurance	-	-	-	-	-	-	-	-	0.00%		
6425	Bad Debt Expense	-	-	-	-	-	-	-	-	0.00%		
9000	Clearing Account	-	-	-	-	-	-	-	-	0.00%		
9001	PCard Clearing Account for AP	-	-	-	-	-	-	-	-	0.00%		
Other Expenses Total		**354**	**350**	**-**	**-**	**350**	**275**	**174**	**101**	**58.05%**	**(75)**	**79%**
5901	Capital Expenditure - Nontax Fund	112	-	-	-	-	-	-	-	0.00%		
5902	Capital Expenditure - Tax Funded	92,653	35,000	-	-	35,000	599	17,502	(16,903)	-96.58%		
Capital Outlay Total		**92,765**	**35,000**	**-**	**-**	**35,000**	**599**	**17,502**	**(16,903)**	**-96.58%**	**(34,401)**	**2%**
Bond Payments Total		**-**	**-**	**-**	**-**	**-**	**-**	**-**	**-**	**0.00%**	**-**	
Interest Payments Total		**-**	**-**	**-**	**-**	**-**	**-**	**-**	**-**	**0.00%**	**-**	
Bond Issuance Costs Total		**-**	**-**	**-**	**-**	**-**	**-**	**-**	**-**	**0.00%**	**-**	
Contingency Total		**-**	**-**	**-**	**-**	**-**	**-**	**-**	**-**	**0.00%**	**-**	

Brushy Creek Municipal Utility District
Budget Workbook
Fiscal Year: **2022** **3/31/2022**

Cost Center **Facilites Maintenance** 400

March 31, 2022

GL GL Description	Prior Year Actuals	FY2022 Budget	FY2022 Board Contingency	FY2022 Budget Adjustments	FY2022 Budget Revised	YTD Actual	YTD Budget	YTD Variance $	YTD Variance %	Annual Budget Over / (Under) $	% Spent of Annual Budget
TOTAL EXPENDITURES/EXPENSES	**313,290**	**417,400**	**13,800**	**-**	**431,200**	**124,138**	**217,267**	**(93,129)**		**(307,062)**	**29%**
EXCESS (DEFICIENCY) OF REVENUES OVER (UNDER) EXPENDITURES/EXPENSES	**(313,290)**	**(417,400)**	**(13,800)**	**-**	**(431,200)**	**(124,138)**	**(217,267)**	**93,129**		**307,062**	**29%**
OTHER FINANCING SOURCES (USES)											
TOTAL OTHER FINANCING SOURCES (USES)	**-**	**-**	**-**	**-**	**-**	**-**	**-**	**-**		**-**	
NET CHANGE IN FUND BALANCE	**(313,290)**	**(417,400)**	**(13,800)**	**-**	**(431,200)**	**(124,138)**	**(217,267)**	**93,129**		**307,062**	

Brushy Creek Municipal Utility District
Budget Workbook
Fiscal Year: **2022** **3/31/2022**

Cost Center **Aquatics Maintenance** 450 **March 31, 2022**

GL	GL Description	Prior Year Actuals	FY2022 Budget	FY2022 Board Contingency	FY2022 Budget Adjustments	FY2022 Budget Revised	YTD Actual	YTD Budget	YTD Variance $	YTD Variance %	Annual Budget Over / (Under) $	% Spent of Annual Budget
REVENUES												
Property Tax Revenue Total		-	-	-	-	-	-	-	-	0.00%	-	
Utility Revenue Total		-	-	-	-	-	-	-	-	0.00%	-	
Recreation Program Revenue		-	-	-	-	-	-	-	-	0.00%	-	
4110	Plan Review Income	-	-	-	-	-	-	-	-	0.00%		
4112	Inspection Fees	-	-	-	-	-	-	-	-	0.00%		
4130	Builders Fees	-	-	-	-	-	-	-	-	0.00%		
4401	Service Charges	-	-	-	-	-	-	-	-	0.00%		
4402	Donations	-	-	-	-	-	-	-	-	0.00%		
4403	Late Charges	-	-	-	-	-	-	-	-	0.00%		
4405	Interest Income	-	-	-	-	-	-	-	-	0.00%		
4500	Other Income	-	-	-	-	-	39,200	-	39,200	0.00%		
4501	Rental Income	-	-	-	-	-	-	-	-	0.00%		
Investment & Other Revenue Total		-	-	-	-	-	39,200	-	39,200	0.00%	39,200	No Budget
TOTAL REVENUES		-	-	-	-	-	39,200	-	39,200		39,200	No Budget
EXPENDITURES/EXPENSES												
5010	Salary	100,101	88,690	-	-	88,690	45,727	44,567	1,160	2.60%		
5011	Merit Salary	-	-	-	-	-	-	-	-	0.00%		
5012	Overtime	2,102	2,500	-	-	2,500	1,920	1,248	672	53.85%		
5014	Cell Phone Allowance	-	980	-	-	980	284	492	(208)	-42.28%		
6405	Longevity Awards	-	760	-	-	760	-	378	(378)	-100.00%		
Salaries Total		102,204	92,930	-	-	92,930	47,931	46,685	1,246	2.67%	(44,999)	52%
5020	FICA / Medicare	7,520	7,110	-	-	7,110	3,463	3,572	(109)	-3.05%		
5030	Health	15,343	16,010	-	-	16,010	7,907	8,045	(138)	-1.72%		
5031	Vision Insurance	174	170	-	-	170	98	84	14	16.67%		
5032	Dental	916	930	-	-	930	481	468	13	2.78%		
5034	Life	187	200	-	-	200	100	102	(2)	-1.96%		
5035	Disability Insurance	651	670	-	-	670	346	336	10	2.98%		
5040	Workers Compensation	1,104	1,040	-	-	1,040	659	522	137	26.25%		
5050	Unemployment Insurance	817	610	-	-	610	24	306	(282)	-92.16%		
5065	Education Reimbursement	-	-	-	-	-	-	-	-	0.00%		
5070	Retirement	6,551	7,530	-	-	7,530	3,662	3,785	(123)	-3.25%		
Benefits Total		33,261	34,270	-	-	34,270	16,740	17,220	(480)	-2.79%	(17,530)	49%
Travel Total		-	-	-	-	-	-	-	-	0.00%	-	

Brushy Creek Municipal Utility District
Budget Workbook
Fiscal Year: **2022** **3/31/2022**

Cost Center **Aquatics Maintenance** 450 **March 31, 2022**

GL	GL Description	Prior Year Actuals	FY2022 Budget	FY2022 Board Contingency	FY2022 Budget Adjustments	FY2022 Budget Revised	YTD Actual	YTD Budget	YTD Variance $	YTD Variance %	Annual Budget Over / (Under) $	% Spent of Annual Budget
6010	Contractual-Legal	-	-	-	-	-	-	-	-	0.00%		
6011	Contractual Legal - Open Records	-	-	-	-	-	-	-	-	0.00%		
6025	Contractual/Auditing	-	-	-	-	-	-	-	-	0.00%		
6030	Contractual/ Trainers- Instructors	-	-	-	-	-	-	-	-	0.00%		
6032	Contractual / 80-20 Programs	-	-	-	-	-	-	-	-	0.00%		
6040	Contractual/Network maint/dev.	-	-	-	-	-	-	-	-	0.00%		
6045	Contractual/Website	-	-	-	-	-	-	-	-	0.00%		
6050	Contractual/Publications Layou	-	-	-	-	-	-	-	-	0.00%		
6055	Security	-	-	-	-	-	-	-	-	0.00%		
6060	Appraisal Fees	-	-	-	-	-	-	-	-	0.00%		
6065	Depository Contract	-	-	-	-	-	-	-	-	0.00%		
6070	Maintenance Contracts	-	-	-	-	-	588	-	588	0.00%		
6078	Plumbing Inspections	-	-	-	-	-	-	-	-	0.00%		
6079	Engineering Fees	-	20,000	-	-	20,000	-	10,002	(10,002)	-100.00%		
6080	Contractual/Contract Labor	-	9,000	-	-	9,000	-	4,500	(4,500)	-100.00%		
6153	Water Purchases	-	-	-	-	-	-	-	-	0.00%		
6210	Rent Expense	-	800	-	-	800	-	402	(402)	-100.00%		
6250	Solid Waste Service	-	-	-	-	-	-	-	-	0.00%		
6305	Utility Bill Expenses	-	-	-	-	-	-	-	-	0.00%		
6310	Fees/Dues/Subscription Expense	-	-	-	-	-	40	-	40	0.00%		
6311	TCEQ Regulatory Fees	-	-	-	-	-	-	-	-	0.00%		
6312	WW Capacity Charges	-	-	-	-	-	-	-	-	0.00%		
6315	Lab Fees	-	-	-	-	-	-	-	-	0.00%		
6321	Repair Projects	-	-	-	-	-	-	-	-	0.00%		
Contracted Services Total		**-**	**29,800**	**-**	**-**	**29,800**	**628**	**14,904**	**(14,276)**	**-95.79%**	**(29,172)**	**2%**
6212	Building Maintenance	3,109	35,000	-	-	35,000	922	17,502	(16,580)	-94.73%		
6213	District Vehicle Repairs	250	1,660	-	-	1,660	62	828	(766)	-92.51%		
6215	Facility Rent Expense	-	-	-	-	-	-	-	-	0.00%		
6216	Equipment Rent Expense	-	-	-	-	-	-	-	-	0.00%		
6320	Repair/Mtc/Warranty Expense	33,500	37,800	8,000	-	45,800	6,496	26,900	(20,404)	-75.85%		
Maintenance, Repair & Facility Total		**36,859**	**74,460**	**8,000**	**-**	**82,460**	**7,480**	**45,230**	**(37,750)**	**-83.46%**	**(74,980)**	**9%**
6105	Equipment	580	1,600	-	-	1,600	-	798	(798)	-100.00%		
6110	General Office Supplies	-	-	-	-	-	-	-	-	0.00%		
6115	Materials & Supplies	7,737	13,000	-	-	13,000	2,436	6,492	(4,056)	-62.48%		
6120	Chemicals	49,804	47,000	-	-	47,000	19,528	23,496	(3,968)	-16.89%		

Brushy Creek Municipal Utility District
Budget Workbook
Fiscal Year: **2022** **3/31/2022**

Cost Center **Aquatics Maintenance** 450 **March 31, 2022**

GL	GL Description	Prior Year Actuals	FY2022 Budget	FY2022 Board Contingency	FY2022 Budget Adjustments	FY2022 Budget Revised	YTD Actual	YTD Budget	YTD Variance $	YTD Variance %	Annual Budget Over / (Under) $	% Spent of Annual Budget
6121	Lab Supplies	-	-	-	-	-	-	-	-	0.00%		
6122	Uniforms	-	-	-	-	-	-	-	-	0.00%		
6124	Fuel / Oil	-	-	-	-	-	-	-	-	0.00%		
6130	Furniture	-	-	-	-	-	-	-	-	0.00%		
6135	Major Equipment	-	4,000	-	-	4,000	4,260	1,998	2,262	113.21%		
6140	Computer Supplies	-	750	-	-	750	-	378	(378)	-100.00%		
6145	Software	-	-	-	-	-	-	-	-	0.00%		
6148	Copier/Laser Printer Supplies	-	-	-	-	-	-	-	-	0.00%		
6150	Business Meals	-	-	-	-	-	-	-	-	0.00%		
6154	Water Meters	-	-	-	-	-	-	-	-	0.00%		
6155	Building Materials	-	-	-	-	-	-	-	-	0.00%		
6156	Pipes and Components	-	-	-	-	-	1,100	-	1,100	0.00%		
6160	Training Materials	-	-	-	-	-	-	-	-	0.00%		
6180	T-Shirts/Pins/Etc.	-	-	-	-	-	-	-	-	0.00%		
Equipment & Supplies Total		**58,121**	**66,350**	**-**	**-**	**66,350**	**27,324**	**33,162**	**(5,838)**	**-17.60%**	**(39,026)**	**41%**
6300	Phone / Cable / Cell / Connectivity	200	-	-	-	-	-	-	-	0.00%		
6304	Pager / Cell Phone	490	-	-	-	-	-	-	-	0.00%		
6400	Utilities Expense	33,832	42,500	-	-	42,500	30,180	21,252	8,928	42.01%		
6430	Streetlights	-	-	-	-	-	-	-	-	0.00%		
Utilities Total		**34,522**	**42,500**	**-**	**-**	**42,500**	**30,180**	**21,252**	**8,928**	**42.01%**	**(12,320)**	**71%**
6220	Postage / Mailing / Shipping	-	-	-	-	-	-	-	-	0.00%		
6222	Express Mail/Parcel	-	-	-	-	-	-	-	-	0.00%		
6224	Shipping	40	-	-	-	-	-	-	-	0.00%		
6314	Professional Development Fees	-	700	-	-	700	-	348	(348)	-100.00%		
6322	Printing Expense	-	-	-	-	-	98	-	98	0.00%		
6324	Advertising	-	-	-	-	-	-	-	-	0.00%		
6325	Recruiting Expense	-	-	-	-	-	-	-	-	0.00%		
6327	Program Meals	-	-	-	-	-	-	-	-	0.00%		
6401	Donations	-	-	-	-	-	-	-	-	0.00%		
6410	Taxes Expense	-	-	-	-	-	-	-	-	0.00%		
6416	Liability Insurance	-	-	-	-	-	-	-	-	0.00%		
6418	Other Insurance	-	-	-	-	-	-	-	-	0.00%		
6425	Bad Debt Expense	-	-	-	-	-	-	-	-	0.00%		
9000	Clearing Account	-	-	-	-	-	-	-	-	0.00%		
9001	PCard Clearing Account for AP	-	-	-	-	-	-	-	-	0.00%		
Other Expenses Total		**40**	**700**	**-**	**-**	**700**	**98**	**348**	**(250)**	**-71.84%**	**(602)**	**14%**
5901	Capital Expenditure - Nontax Fund	-	-	-	-	-	-	-	-	0.00%		

Brushy Creek Municipal Utility District
Budget Workbook
Fiscal Year: **2022** **3/31/2022**

Cost Center **Aquatics Maintenance** 450

March 31, 2022

GL	GL Description	Prior Year Actuals	FY2022 Budget	FY2022 Board Contingency	FY2022 Budget Adjustments	FY2022 Budget Revised	YTD Actual	YTD Budget	YTD Variance $	YTD Variance %	Annual Budget Over / (Under) $	% Spent of Annual Budget
5902	Capital Expenditure - Tax Funded	412,197	301,600	(45,000)	-	256,600	**11,696**	**105,798**	**(94,102)**	**-88.94%**		
Capital Outlay Total		**412,197**	**301,600**	**(45,000)**	**-**	**256,600**	**11,696**	**105,798**	**(94,102)**	**-88.94%**	**(244,904)**	**5%**
Bond Payments Total		**-**	**-**	**-**	**-**	**-**	**-**	**-**	**-**	**0.00%**	**-**	
Interest Payments Total		**-**	**-**	**-**	**-**	**-**	**-**	**-**	**-**	**0.00%**	**-**	
Bond Issuance Costs Total		**-**	**-**	**-**	**-**	**-**	**-**	**-**	**-**	**0.00%**	**-**	
Contingency Total		**-**	**-**	**-**	**-**	**-**	**-**	**-**	**-**	**0.00%**	**-**	
TOTAL EXPENDITURES/EXPENSES		**677,204**	**642,610**	**(37,000)**	**-**	**605,610**	**142,077**	**284,599**	**(142,522)**		**(463,533)**	**23%**
EXCESS (DEFICIENCY) OF REVENUES OVER (UNDER) EXPENDITURES/EXPENSES		**(677,204)**	**(642,610)**	**37,000**	**-**	**(605,610)**	**(102,877)**	**(284,599)**	**181,722**		**502,733**	**17%**
OTHER FINANCING SOURCES (USES)												
TOTAL OTHER FINANCING SOURCES (USES)		**-**	**-**	**-**	**-**	**-**	**-**	**-**	**-**		**-**	
NET CHANGE IN FUND BALANCE		**(677,204)**	**(642,610)**	**37,000**	**-**	**(605,610)**	**(102,877)**	**(284,599)**	**181,722**		**502,733**	

Brushy Creek Municipal Utility District
Budget Workbook
Fiscal Year: **2022** **3/31/2022**

Public Works **March 31, 2022**

GL	GL Description	Prior Year Actuals	FY2022 Budget	FY2022 Board Contingency	FY2022 Budget Adjustments	FY2022 Budget Revised	YTD Actual	YTD Budget	YTD Variance $	YTD Variance %	Annual Budget Over / (Under) $	% Spent of Annual Budget
REVENUES												
Property Tax Revenue Total		-	-	-	-	-	-	-	-	0.00%	-	
4201	Water Service	3,285,893	3,000,000	-	-	3,000,000	1,329,744	1,283,385	46,359	3.61%		
4202	CRF - Water	-	-	-	-	-	-	-	-	0.00%		
4203	WW Service	1,816,910	1,780,000	-	-	1,780,000	933,683	889,998	43,685	4.91%		
4204	CRF - WW	-	-	-	-	-	-	-	-	0.00%		
4211	Water Connection	220	500	-	-	500	220	252	(32)	-12.70%		
4213	WW Connections	60	-	-	-	-	60	-	60	0.00%		
4220	New Connection Fees	-	-	-	-	-	-	-	-	0.00%		
4230	Solid Waste Services	1,395,584	-	-	-	-	(14)	-	(14)	0.00%		
4240	Raw Water Sales	99,265	105,000	-	-	105,000	49,271	52,500	(3,229)	-6.15%		
4245	Wholesale Water	128,482	110,000	-	-	110,000	61,472	55,002	6,470	11.76%		
4301	Regulatory Compliance Fee	122,968	122,000	-	-	122,000	61,283	61,002	281	0.46%		
Utility Revenue Total		6,849,382	5,117,500	-	-	5,117,500	2,435,719	2,342,139	93,580	4.00%	(2,681,781)	48%
Recreation Program Revenue		-	-	-	-	-	-	-	-	0.00%	-	
4110	Plan Review Income	675	-	-	-	-	2,400	-	2,400	0.00%		
4112	Inspection Fees	21,000	15,000	-	-	15,000	9,945	7,500	2,445	32.60%		
4130	Builders Fees	-	-	-	-	-	-	-	-	0.00%		
4401	Service Charges	-	-	-	-	-	-	-	-	0.00%		
4402	Donations	-	-	-	-	-	-	-	-	0.00%		
4403	Late Charges	-	-	-	-	-	-	-	-	0.00%		
4405	Interest Income	-	-	-	-	-	-	-	-	0.00%		
4500	Other Income	3,609	-	-	-	-	-	-	-	0.00%		
4501	Rental Income	-	-	-	-	-	-	-	-	0.00%		
Investment & Other Revenue Total		25,284	15,000	-	-	15,000	12,345	7,500	4,845	64.60%	(2,655)	82%
TOTAL REVENUES		6,874,666	5,132,500	-	-	5,132,500	2,448,064	2,349,639	98,425		(2,684,436)	48%
EXPENDITURES/EXPENSES												
5010	Salary	680,489	779,800	-	-	779,800	333,134	389,898	(56,764)	-14.56%		
5011	Merit Salary	-	-	-	-	-	-	-	-	0.00%		
5012	Overtime	44,840	25,650	-	-	25,650	14,271	12,828	1,443	11.25%		
5014	Cell Phone Allowance	-	4,070	-	-	4,070	1,662	2,040	(378)	-18.53%		
6405	Longevity Awards	-	5,180	-	-	5,180	-	2,592	(2,592)	-100.00%		
Salaries Total		725,330	814,700	-	-	814,700	349,067	407,358	(58,291)	-14.31%	(465,633)	43%
5020	FICA / Medicare	53,903	62,350	-	-	62,350	25,646	31,170	(5,524)	-17.72%		

Brushy Creek Municipal Utility District
Budget Workbook
Fiscal Year: **2022** **3/31/2022**

Public Works **March 31, 2022**

GL	GL Description	Prior Year Actuals	FY2022 Budget	FY2022 Board Contingency	FY2022 Budget Adjustments	FY2022 Budget Revised	YTD Actual	YTD Budget	YTD Variance $	YTD Variance %	Annual Budget Over / (Under) $	% Spent of Annual Budget
5030	Health	89,388	91,150	-	-	91,150	39,111	45,576	(6,465)	-14.19%		
5031	Vision Insurance	1,068	1,020	-	-	1,020	495	510	(15)	-2.94%		
5032	Dental	5,350	5,360	-	-	5,360	2,379	2,688	(309)	-11.50%		
5034	Life	1,376	1,470	-	-	1,470	661	738	(77)	-10.43%		
5035	Disability Insurance	4,950	5,270	-	-	5,270	2,324	2,634	(310)	-11.77%		
5040	Workers Compensation	8,316	9,130	-	-	9,130	5,786	4,572	1,214	26.55%		
5050	Unemployment Insurance	5,438	2,290	-	-	2,290	1,007	1,152	(145)	-12.59%		
5065	Education Reimbursement	-	-	-	-	-	-	-	-	0.00%		
5070	Retirement	47,590	66,030	-	-	66,030	26,591	33,018	(6,427)	-19.47%		
Benefits Total		**217,379**	**244,070**	**-**	**-**	**244,070**	**104,000**	**122,058**	**(18,058)**	**-14.79%**	**(140,070)**	**43%**
5201	Airfare	-	-	-	-	-	-	-	-	0.00%		
5202	Lodging	-	1,700	-	-	1,700	-	852	(852)	-100.00%		
5203	Lodging Tax	-	50	-	-	50	-	24	(24)	-100.00%		
5204	Cab Fare / local transportation	-	-	-	-	-	-	-	-	0.00%		
5205	Parking	-	-	-	-	-	-	-	-	0.00%		
5206	Travel Meals	-	460	-	-	460	20	228	(208)	-91.23%		
5207	Mileage	898	2,000	-	-	2,000	70	996	(926)	-92.97%		
Travel Total		**898**	**4,210**	**-**	**-**	**4,210**	**90**	**2,100**	**(2,010)**	**-95.71%**	**(4,120)**	**2%**
6010	Contractual-Legal	-	-	-	-	-	-	-	-	0.00%		
6011	Contractual Legal - Open Records	-	-	-	-	-	-	-	-	0.00%		
6025	Contractual/Auditing	-	-	-	-	-	-	-	-	0.00%		
6030	Contractual/ Trainers- Instructors	-	-	-	-	-	-	-	-	0.00%		
6032	Contractual / 80-20 Programs	-	-	-	-	-	-	-	-	0.00%		
6040	Contractual/Network maint/dev.	6,127	13,500	-	-	13,500	1,955	6,750	(4,795)	-71.04%		
6045	Contractual/Website	-	-	-	-	-	-	-	-	0.00%		
6050	Contractual/Publications Layou	-	-	-	-	-	-	-	-	0.00%		
6055	Security	-	-	-	-	-	-	-	-	0.00%		
6060	Appraisal Fees	-	-	-	-	-	-	-	-	0.00%		
6065	Depository Contract	-	-	-	-	-	-	-	-	0.00%		
6070	Maintenance Contracts	87,474	52,500	-	-	52,500	29,825	26,250	3,575	13.62%		
6078	Plumbing Inspections	9,800	3,000	-	-	3,000	4,415	1,500	2,915	194.33%		
6079	Engineering Fees	147,775	125,000	71,300	-	196,300	69,381	93,536	(24,155)	-25.82%		
6080	Contractual/Contract Labor	107,260	122,000	-	-	122,000	19,165	61,002	(41,837)	-68.58%		
6153	Water Purchases	671,306	739,000	-	-	739,000	203,090	369,498	(166,408)	-45.04%		
6210	Rent Expense	10,255	-	-	-	-	-	-	-	0.00%		
6250	Solid Waste Service	1,145,932	-	-	-	-	139	-	139	0.00%		
6305	Utility Bill Expenses	18,838	-	-	-	-	-	-	-	0.00%		
6310	Fees/Dues/Subscription Expense	779	5,005	-	-	5,005	3,449	2,502	947	37.85%		

Brushy Creek Municipal Utility District
Budget Workbook
Fiscal Year: **2022** **3/31/2022**

Public Works **March 31, 2022**

GL	GL Description	Prior Year Actuals	FY2022 Budget	FY2022 Board Contingency	FY2022 Budget Adjustments	FY2022 Budget Revised	YTD Actual	YTD Budget	YTD Variance $	YTD Variance %	Annual Budget Over / (Under) $	% Spent of Annual Budget
6311	TCEQ Regulatory Fees	14,604	17,000	-	-	17,000	14,278	8,496	5,782	68.06%		
6312	WW Capacity Charges	1,054,065	963,195	-	-	963,195	422,016	481,596	(59,580)	-12.37%		
6315	Lab Fees	11,904	15,000	-	-	15,000	9,494	7,500	1,994	26.59%		
6321	Repair Projects	-	-	-	-	-	-	-	-	0.00%		
Contracted Services Total		**3,286,119**	**2,055,200**	**71,300**	**-**	**2,126,500**	**777,207**	**1,058,630**	**(281,423)**	**-26.58%**	**(1,349,293)**	**37%**
6212	Building Maintenance	12,666	32,500	-	-	32,500	1,229	16,248	(15,019)	-92.44%		
6213	District Vehicle Repairs	21,517	11,950	-	-	11,950	9,538	5,976	3,562	59.61%		
6215	Facility Rent Expense	-	-	-	-	-	-	-	-	0.00%		
6216	Equipment Rent Expense	17,547	7,200	18,000	-	25,200	16,975	21,600	(4,625)	-21.41%		
6320	Repair/Mtc/Warranty Expense	277,359	94,500	6,100	-	100,600	17,646	53,356	(35,710)	-66.93%		
Maintenance, Repair & Facility Total		**329,088**	**146,150**	**24,100**	**-**	**170,250**	**45,388**	**97,180**	**(51,792)**	**-53.29%**	**(124,862)**	**27%**
6105	Equipment	5,533	6,000	-	-	6,000	4,231	3,000	1,231	41.03%		
6110	General Office Supplies	332	950	-	-	950	138	480	(342)	-71.25%		
6115	Materials & Supplies	9,662	19,000	-	-	19,000	7,734	9,498	(1,764)	-18.57%		
6120	Chemicals	116,954	98,300	-	-	98,300	22,710	49,152	(26,442)	-53.80%		
6121	Lab Supplies	7,374	7,500	-	-	7,500	9,107	3,750	5,357	142.85%		
6122	Uniforms	2,322	4,200	-	-	4,200	586	2,100	(1,514)	-72.10%		
6124	Fuel / Oil	19,237	28,675	-	-	28,675	14,336	14,340	(4)	-0.03%		
6130	Furniture	-	1,500	-	-	1,500	1,389	750	639	85.20%		
6135	Major Equipment	16,350	12,000	-	-	12,000	5,516	6,000	(484)	-8.07%		
6140	Computer Supplies	856	-	-	-	-	904	-	904	0.00%		
6145	Software	1,785	200	-	-	200	20	102	(82)	-80.39%		
6148	Copier/Laser Printer Supplies	510	500	-	-	500	244	252	(8)	-3.17%		
6150	Business Meals	-	600	-	-	600	30	300	(270)	-90.00%		
6154	Water Meters	13,821	12,000	-	-	12,000	6,765	6,000	765	12.75%		
6155	Building Materials	-	-	-	-	-	-	-	-	0.00%		
6156	Pipes and Components	3,963	17,000	-	-	17,000	11,686	8,502	3,184	37.45%		
6160	Training Materials	100	750	-	-	750	-	378	(378)	-100.00%		
6180	T-Shirts/Pins/Etc.	1,959	2,000	-	-	2,000	1,115	1,002	113	11.28%		
Equipment & Supplies Total		**200,757**	**211,175**	**-**	**-**	**211,175**	**86,511**	**105,606**	**(19,095)**	**-18.08%**	**(124,664)**	**41%**
6300	Phone / Cable / Cell / Connectivity	21,062	16,610	-	-	16,610	10,291	8,304	1,987	23.93%		
6304	Pager / Cell Phone	3,730	4,800	-	-	4,800	166	2,400	(2,234)	-93.08%		
6400	Utilities Expense	327,049	325,600	-	-	325,600	140,521	162,798	(22,277)	-13.68%		
6430	Streetlights	-	-	-	-	-	-	-	-	0.00%		
Utilities Total		**351,841**	**347,010**	**-**	**-**	**347,010**	**150,978**	**173,502**	**(22,524)**	**-12.98%**	**(196,032)**	**44%**
6220	Postage / Mailing / Shipping	22,245	200	-	-	200	35	102	(67)	-65.69%		

Brushy Creek Municipal Utility District
Budget Workbook
Fiscal Year: **2022** **3/31/2022**

Public Works **March 31, 2022**

GL	GL Description	Prior Year Actuals	FY2022 Budget	FY2022 Board Contingency	FY2022 Budget Adjustments	FY2022 Budget Revised	YTD Actual	YTD Budget	YTD Variance $	YTD Variance %	Annual Budget Over / (Under) $	% Spent of Annual Budget
6222	Express Mail/Parcel	36	-	-	-	-	101	-	101	0.00%		
6224	Shipping	1,976	-	-	-	-	-	-	-	0.00%		
6314	Professional Development Fees	5,257	7,250	-	-	7,250	1,542	3,624	(2,082)	-57.45%		
6322	Printing Expense	5,914	2,000	-	-	2,000	275	1,002	(727)	-72.55%		
6324	Advertising	77	-	-	-	-	-	-	-	0.00%		
6325	Recruiting Expense	935	-	-	-	-	-	-	-	0.00%		
6327	Program Meals	-	-	-	-	-	-	-	-	0.00%		
6401	Donations	-	-	-	-	-	-	-	-	0.00%		
6410	Taxes Expense	-	-	-	-	-	-	-	-	0.00%		
6416	Liability Insurance	4,361	5,500	23,096	-	28,596	3,042	10,447	(7,405)	-70.88%		
6418	Other Insurance	-	-	-	-	-	-	-	-	0.00%		
6425	Bad Debt Expense	558	1,000	-	-	1,000	(539)	498	(1,037)	-208.23%		
9000	Clearing Account	-	-	-	-	-	-	-	-	0.00%		
9001	PCard Clearing Account for AP	-	-	-	-	-	-	-	-	0.00%		
Other Expenses Total		**41,359**	**15,950**	**23,096**	**-**	**39,046**	**4,456**	**15,673**	**(11,217)**	**-71.57%**	**(34,590)**	**11%**
5901	Capital Expenditure - Nontax Fund	-	-	34,000	-	34,000	-	34,000	(34,000)	-100.00%		
5902	Capital Expenditure - Tax Funded	960,726	924,645	-	-	924,645	151,902	462,324	(310,422)	-67.14%		
Capital Outlay Total		**960,726**	**924,645**	**34,000**	**-**	**958,645**	**151,902**	**496,324**	**(344,422)**	**-69.39%**	**(806,743)**	**16%**
Bond Payments Total		**-**	**-**	**-**	**-**	**-**	**-**	**-**	**-**	**0.00%**	**-**	
Interest Payments Total		**-**	**-**	**-**	**-**	**-**	**-**	**-**	**-**	**0.00%**	**-**	
Bond Issuance Costs Total		**-**	**-**	**-**	**-**	**-**	**-**	**-**	**-**	**0.00%**	**-**	
Contingency Total		**-**	**-**	**-**	**-**	**-**	**-**	**-**	**-**	**0.00%**	**-**	
TOTAL EXPENDITURES/EXPENSES		**6,113,497**	**4,763,110**	**152,496**	**-**	**4,915,606**	**1,669,599**	**2,478,431**	**(808,832)**		**(3,246,007)**	**34%**
EXCESS (DEFICIENCY) OF REVENUES OVER (UNDER) EXPENDITURES/EXPENSES		**761,169**	**369,390**	**(152,496)**	**-**	**216,894**	**778,465**	**(128,792)**	**907,257**		**561,571**	**359%**
OTHER FINANCING SOURCES (USES)												
4105	Sale of Surplus Assets Proceeds	-	-	-	-	-	-	-	-	0.00%		
4120	Bond Revenue	-	-	-	-	-	-	-	-	0.00%		
4121	Bond Premium Revenue	-	-	-	-	-	-	-	-	0.00%		
6423	Loss on Sale of Equipment	-	-	-	-	-	-	-	-	0.00%		
6482	Cost Center Transfer To	2,483,075	3,108,630	-	-	3,108,630	1,447,671	1,337,691	109,980	8.22%		
6483	Cost Center Transfer From	-	(2,704,595)	-	-	(2,704,595)	(708,364)	(1,352,322)	643,958	0.00%		
6495	Pymt to Escrow Agent	-	-	-	-	-	-	-	-	0.00%		
9997	Committed Fund Balance	-	-	-	-	-	-	-	-	0.00%		
9998	Assigned Fund Balance	-	-	-	-	-	-	-	-	0.00%		
9999	Unassigned Fund Balance	-	-	-	-	-	-	-	-	0.00%		

Brushy Creek Municipal Utility District
Budget Workbook
Fiscal Year: **2022** **3/31/2022**

Public Works

GL	GL Description	Prior Year Actuals	FY2022 Budget	FY2022 Board Contingency	FY2022 Budget Adjustments	FY2022 Budget Revised	March 31, 2022 YTD Actual	YTD Budget	YTD Variance $	YTD Variance %	Annual Budget Over / (Under) $	% Spent of Annual Budget
TOTAL OTHER FINANCING SOURCES (USES)		**2,483,075**	**404,035**	**-**	**-**	**404,035**	**739,307**	**(14,631)**	**753,938**	**-**	**335,272**	**183%**
NET CHANGE IN FUND BALANCE		**(1,721,906)**	**(34,645)**	**(152,496)**	**-**	**(187,141)**	**39,158**	**(114,161)**	**153,319**		**226,299**	

Brushy Creek Municipal Utility District
Budget Workbook
Fiscal Year: **2022** **3/31/2022**

Cost Center **Water** 500 **March 31, 2022**

GL	GL Description	Prior Year Actuals	FY2022 Budget	FY2022 Board Contingency	FY2022 Budget Adjustments	FY2022 Budget Revised	YTD Actual	YTD Budget	YTD Variance $	YTD Variance %	Annual Budget Over / (Under) $	% Spent of Annual Budget
REVENUES												
Property Tax Revenue Total		-	-	-	-	-	-	-	-	0.00%	-	
4201	Water Service	3,285,893	3,000,000	-	-	3,000,000	1,329,744	1,283,385	46,359	3.61%		
4202	CRF - Water	-	-	-	-	-	-	-	-	0.00%		
4203	WW Service	-	-	-	-	-	-	-	-	0.00%		
4204	CRF - WW	-	-	-	-	-	-	-	-	0.00%		
4211	Water Connection	220	500	-	-	500	220	252	(32)	-12.70%		
4213	WW Connections	-	-	-	-	-	-	-	-	0.00%		
4220	New Connection Fees	-	-	-	-	-	-	-	-	0.00%		
4230	Solid Waste Services	-	-	-	-	-	-	-	-	0.00%		
4240	Raw Water Sales	99,265	105,000	-	-	105,000	49,271	52,500	(3,229)	-6.15%		
4245	Wholesale Water	128,482	110,000	-	-	110,000	61,472	55,002	6,470	11.76%		
4301	Regulatory Compliance Fee	-	-	-	-	-	-	-	-	0.00%		
Utility Revenue Total		3,513,861	3,215,500	-	-	3,215,500	1,440,707	1,391,139	49,568	3.56%	(1,774,793)	45%
Recreation Program Revenue		-	-	-	-	-	-	-	-	0.00%	-	
4110	Plan Review Income	675	-	-	-	-	2,400	-	2,400	0.00%		
4112	Inspection Fees	21,000	15,000	-	-	15,000	9,945	7,500	2,445	32.60%		
4130	Builders Fees	-	-	-	-	-	-	-	-	0.00%		
4401	Service Charges	-	-	-	-	-	-	-	-	0.00%		
4402	Donations	-	-	-	-	-	-	-	-	0.00%		
4403	Late Charges	-	-	-	-	-	-	-	-	0.00%		
4405	Interest Income	-	-	-	-	-	-	-	-	0.00%		
4500	Other Income	3,609	-	-	-	-	-	-	-	0.00%		
4501	Rental Income	-	-	-	-	-	-	-	-	0.00%		
Investment & Other Revenue Total		25,284	15,000	-	-	15,000	12,345	7,500	4,845	64.60%	(2,655)	82%
TOTAL REVENUES		3,539,144	3,230,500	-	-	3,230,500	1,453,052	1,398,639	54,413		(1,777,448)	45%
EXPENDITURES/EXPENSES												
5010	Salary	176,866	196,720	-	-	196,720	75,067	98,358	(23,291)	-23.68%		
5011	Merit Salary	-	-	-	-	-	-	-	-	0.00%		
5012	Overtime	15,535	8,500	-	-	8,500	5,589	4,248	1,341	31.57%		
5014	Cell Phone Allowance	-	980	-	-	980	409	492	(83)	-16.87%		
6405	Longevity Awards	-	1,210	-	-	1,210	-	606	(606)	-100.00%		
Salaries Total		192,400	207,410	-	-	207,410	81,065	103,704	(22,639)	-21.83%	(126,345)	39%
5020	FICA / Medicare	12,408	15,880	-	-	15,880	5,892	7,938	(2,046)	-25.77%		

Brushy Creek Municipal Utility District
Budget Workbook
Fiscal Year: **2022** **3/31/2022**

Cost Center **Water** 500

March 31, 2022

GL	GL Description	Prior Year Actuals	FY2022 Budget	FY2022 Board Contingency	FY2022 Budget Adjustments	FY2022 Budget Revised	YTD Actual	YTD Budget	YTD Variance $	YTD Variance %	Annual Budget Over / (Under) $	% Spent of Annual Budget
5030	Health	24,216	27,060	-	-	27,060	**11,250**	**13,530**	**(2,280)**	**-16.85%**		
5031	Vision Insurance	291	300	-	-	300	**140**	**150**	**(10)**	**-6.67%**		
5032	Dental	1,454	1,580	-	-	1,580	**673**	**792**	**(119)**	**-15.03%**		
5034	Life	322	370	-	-	370	**160**	**186**	**(26)**	**-13.98%**		
5035	Disability Insurance	1,177	1,310	-	-	1,310	**551**	**654**	**(103)**	**-15.75%**		
5040	Workers Compensation	2,034	2,300	-	-	2,300	**1,458**	**1,152**	**306**	**26.56%**		
5050	Unemployment Insurance	1,369	510	-	-	510	**377**	**258**	**119**	**46.12%**		
5065	Education Reimbursement	-	-	-	-	-	**-**	**-**	**-**	**0.00%**		
5070	Retirement	10,968	16,820	-	-	16,820	**6,156**	**8,412**	**(2,256)**	**-26.82%**		
Benefits Total		**54,240**	**66,130**	**-**	**-**	**66,130**	**26,657**	**33,072**	**(6,415)**	**-19.40%**	**(39,473)**	**40%**
5201	Airfare	-	-	-	-	-	**-**	**-**	**-**	**0.00%**		
5202	Lodging	-	1,200	-	-	1,200	**-**	**600**	**(600)**	**-100.00%**		
5203	Lodging Tax	-	-	-	-	-	**-**	**-**	**-**	**0.00%**		
5204	Cab Fare / local transportation	-	-	-	-	-	**-**	**-**	**-**	**0.00%**		
5205	Parking	-	-	-	-	-	**-**	**-**	**-**	**0.00%**		
5206	Travel Meals	-	360	-	-	360	**20**	**180**	**(160)**	**-88.89%**		
5207	Mileage	187	700	-	-	700	**70**	**348**	**(278)**	**-79.89%**		
Travel Total		**187**	**2,260**	**-**	**-**	**2,260**	**90**	**1,128**	**(1,038)**	**-92.02%**	**(2,170)**	**4%**
6010	Contractual-Legal	-	-	-	-	-	**-**	**-**	**-**	**0.00%**		
6011	Contractual Legal - Open Records	-	-	-	-	-	**-**	**-**	**-**	**0.00%**		
6025	Contractual/Auditing	-	-	-	-	-	**-**	**-**	**-**	**0.00%**		
6030	Contractual/ Trainers- Instructors	-	-	-	-	-	**-**	**-**	**-**	**0.00%**		
6032	Contractual / 80-20 Programs	-	-	-	-	-	**-**	**-**	**-**	**0.00%**		
6040	Contractual/Network maint/dev.	-	-	-	-	-	**-**	**-**	**-**	**0.00%**		
6045	Contractual/Website	-	-	-	-	-	**-**	**-**	**-**	**0.00%**		
6050	Contractual/Publications Layou	-	-	-	-	-	**-**	**-**	**-**	**0.00%**		
6055	Security	-	-	-	-	-	**-**	**-**	**-**	**0.00%**		
6060	Appraisal Fees	-	-	-	-	-	**-**	**-**	**-**	**0.00%**		
6065	Depository Contract	-	-	-	-	-	**-**	**-**	**-**	**0.00%**		
6070	Maintenance Contracts	270	-	-	-	-	**-**	**-**	**-**	**0.00%**		
6078	Plumbing Inspections	9,800	3,000	-	-	3,000	**4,415**	**1,500**	**2,915**	**194.33%**		
6079	Engineering Fees	50,885	65,000	71,300	-	136,300	**53,440**	**63,542**	**(10,102)**	**-15.90%**		
6080	Contractual/Contract Labor	5,981	12,000	-	-	12,000	**636**	**6,000**	**(5,364)**	**-89.40%**		
6153	Water Purchases	-	-	-	-	-	**-**	**-**	**-**	**0.00%**		
6210	Rent Expense	-	-	-	-	-	**-**	**-**	**-**	**0.00%**		
6250	Solid Waste Service	-	-	-	-	-	**-**	**-**	**-**	**0.00%**		
6305	Utility Bill Expenses	6,593	-	-	-	-	**-**	**-**	**-**	**0.00%**		
6310	Fees/Dues/Subscription Expense	755	4,105	-	-	4,105	**2,809**	**2,052**	**757**	**36.89%**		

Brushy Creek Municipal Utility District
Budget Workbook
Fiscal Year: **2022** **3/31/2022**

Cost Center **Water** 500

March 31, 2022

GL	GL Description	Prior Year Actuals	FY2022 Budget	FY2022 Board Contingency	FY2022 Budget Adjustments	FY2022 Budget Revised	YTD Actual	YTD Budget	YTD Variance $	YTD Variance %	Annual Budget Over / (Under) $	% Spent of Annual Budget
6311	TCEQ Regulatory Fees	-	-	-	-	-	-	-	-	0.00%		
6312	WW Capacity Charges	-	-	-	-	-	7	-	7	0.00%		
6315	Lab Fees	-	-	-	-	-	-	-	-	0.00%		
6321	Repair Projects	-	-	-	-	-	-	-	-	0.00%		
Contracted Services Total		**74,285**	**84,105**	**71,300**	**-**	**155,405**	**61,307**	**73,094**	**(11,787)**	**-16.13%**	**(94,098)**	**39%**
6212	Building Maintenance	52	2,500	-	-	2,500	79	1,248	(1,169)	-93.67%		
6213	District Vehicle Repairs	14,349	7,000	-	-	7,000	7,666	3,498	4,168	119.15%		
6215	Facility Rent Expense	-	-	-	-	-	-	-	-	0.00%		
6216	Equipment Rent Expense	2,555	1,200	-	-	1,200	213	600	(387)	-64.50%		
6320	Repair/Mtc/Warranty Expense	3,773	4,500	-	-	4,500	340	2,250	(1,910)	-84.89%		
Maintenance, Repair & Facility Total		**20,729**	**15,200**	**-**	**-**	**15,200**	**8,298**	**7,596**	**702**	**9.24%**	**(6,902)**	**55%**
6105	Equipment	2,798	1,000	-	-	1,000	2,375	498	1,877	376.91%		
6110	General Office Supplies	140	200	-	-	200	65	102	(37)	-36.27%		
6115	Materials & Supplies	2,701	10,000	-	-	10,000	3,342	4,998	(1,656)	-33.13%		
6120	Chemicals	-	300	-	-	300	-	150	(150)	-100.00%		
6121	Lab Supplies	-	-	-	-	-	71	-	71	0.00%		
6122	Uniforms	1,219	1,500	-	-	1,500	411	750	(339)	-45.20%		
6124	Fuel / Oil	15,561	19,950	-	-	19,950	8,480	9,978	(1,498)	-15.01%		
6130	Furniture	-	1,500	-	-	1,500	1,389	750	639	85.20%		
6135	Major Equipment	4,388	4,500	-	-	4,500	-	2,250	(2,250)	-100.00%		
6140	Computer Supplies	107	-	-	-	-	-	-	-	0.00%		
6145	Software	1,775	-	-	-	-	-	-	-	0.00%		
6148	Copier/Laser Printer Supplies	22	250	-	-	250	128	126	2	1.59%		
6150	Business Meals	-	600	-	-	600	30	300	(270)	-90.00%		
6154	Water Meters	13,821	12,000	-	-	12,000	6,765	6,000	765	12.75%		
6155	Building Materials	-	-	-	-	-	-	-	-	0.00%		
6156	Pipes and Components	1,793	7,500	-	-	7,500	7,994	3,750	4,244	113.17%		
6160	Training Materials	-	-	-	-	-	-	-	-	0.00%		
6180	T-Shirts/Pins/Etc.	-	-	-	-	-	-	-	-	0.00%		
Equipment & Supplies Total		**44,325**	**59,300**	**-**	**-**	**59,300**	**31,050**	**29,652**	**1,398**	**4.71%**	**(28,250)**	**52%**
6300	Phone / Cable / Cell / Connectivity	5,828	2,580	-	-	2,580	1,187	1,290	(103)	-7.98%		
6304	Pager / Cell Phone	812	2,200	-	-	2,200	-	1,098	(1,098)	-100.00%		
6400	Utilities Expense	2,146	2,400	-	-	2,400	1,079	1,200	(121)	-10.08%		
6430	Streetlights	-	-	-	-	-	-	-	-	0.00%		
Utilities Total		**8,785**	**7,180**	**-**	**-**	**7,180**	**2,266**	**3,588**	**(1,322)**	**-36.85%**	**(4,914)**	**32%**

Brushy Creek Municipal Utility District
Budget Workbook
Fiscal Year: **2022** **3/31/2022**

Cost Center **Water** 500

March 31, 2022

GL	GL Description	Prior Year Actuals	FY2022 Budget	FY2022 Board Contingency	FY2022 Budget Adjustments	FY2022 Budget Revised	YTD Actual	YTD Budget	YTD Variance $	YTD Variance %	Annual Budget Over / (Under) $	% Spent of Annual Budget
6220	Postage / Mailing / Shipping	8,553	-	-	-	-	-	-	-	0.00%		
6222	Express Mail/Parcel	-	-	-	-	-	67	-	67	0.00%		
6224	Shipping	111	-	-	-	-	-	-	-	0.00%		
6314	Professional Development Fees	3,077	2,500	-	-	2,500	454	1,248	(794)	-63.62%		
6322	Printing Expense	2,449	2,000	-	-	2,000	275	1,002	(727)	-72.55%		
6324	Advertising	-	-	-	-	-	-	-	-	0.00%		
6325	Recruiting Expense	635	-	-	-	-	-	-	-	0.00%		
6327	Program Meals	-	-	-	-	-	-	-	-	0.00%		
6401	Donations	-	-	-	-	-	-	-	-	0.00%		
6410	Taxes Expense	-	-	-	-	-	-	-	-	0.00%		
6416	Liability Insurance	4,361	5,500	23,096	-	28,596	3,042	10,447	(7,405)	-70.88%		
6418	Other Insurance	-	-	-	-	-	-	-	-	0.00%		
6425	Bad Debt Expense	558	1,000	-	-	1,000	(539)	498	(1,037)	-208.23%		
9000	Clearing Account	-	-	-	-	-	-	-	-	0.00%		
9001	PCard Clearing Account for AP	-	-	-	-	-	-	-	-	0.00%		
Other Expenses Total		**19,744**	**11,000**	**23,096**	**-**	**34,096**	**3,299**	**13,195**	**(9,896)**	**-75.00%**	**(30,797)**	**10%**
5901	Capital Expenditure - Nontax Fund	-	-	34,000	-	34,000	-	34,000	(34,000)	-100.00%		
5902	Capital Expenditure - Tax Funded	57,090	34,645	-	-	34,645	34,642	17,322	17,320	99.99%		
Capital Outlay Total		**57,090**	**34,645**	**34,000**	**-**	**68,645**	**34,642**	**51,322**	**(16,680)**	**-32.50%**	**(34,003)**	**50%**
Bond Payments Total		**-**	**-**	**-**	**-**	**-**	**-**	**-**	**-**	**0.00%**	**-**	
Interest Payments Total		**-**	**-**	**-**	**-**	**-**	**-**	**-**	**-**	**0.00%**	**-**	
Bond Issuance Costs Total		**-**	**-**	**-**	**-**	**-**	**-**	**-**	**-**	**0.00%**	**-**	
Contingency Total		**-**	**-**	**-**	**-**	**-**	**-**	**-**	**-**	**0.00%**	**-**	
TOTAL EXPENDITURES/EXPENSES		**471,785**	**487,230**	**128,396**	**-**	**615,626**	**248,674**	**316,351**	**(67,677)**		**(366,952)**	**40%**
EXCESS (DEFICIENCY) OF REVENUES OVER (UNDER) EXPENDITURES/EXPENSES		**3,067,359**	**2,743,270**	**(128,396)**	**-**	**2,614,874**	**1,204,378**	**1,082,288**	**122,090**		**(1,410,496)**	**46%**
OTHER FINANCING SOURCES (USES)												
4105	Sale of Surplus Assets Proceeds	-	-	-	-	-	-	-	-	0.00%		
4120	Bond Revenue	-	-	-	-	-	-	-	-	0.00%		
4121	Bond Premium Revenue	-	-	-	-	-	-	-	-	0.00%		
6423	Loss on Sale of Equipment	-	-	-	-	-	-	-	-	0.00%		
6482	Cost Center Transfer To	2,483,075	2,777,915	-	-	2,777,915	1,165,207	1,172,349	(7,142)	-0.61%		
6483	Cost Center Transfer From	-	-	-	-	-	-	-	-	0.00%		
6495	Pymt to Escrow Agent	-	-	-	-	-	-	-	-	0.00%		
9997	Committed Fund Balance	-	-	-	-	-	-	-	-	0.00%		

Brushy Creek Municipal Utility District
Budget Workbook
Fiscal Year: **2022** **3/31/2022**

Cost Center **Water** 500

March 31, 2022

GL	GL Description	Prior Year Actuals	FY2022 Budget	FY2022 Board Contingency	FY2022 Budget Adjustments	FY2022 Budget Revised	YTD Actual	YTD Budget	YTD Variance $	YTD Variance %	Annual Budget Over / (Under) $	% Spent of Annual Budget
9998	Assigned Fund Balance	-	-	-	-	-	-	-	-	0.00%		
9999	Unassigned Fund Balance	-	-	-	-	-	-	-	-	0.00%		
TOTAL OTHER FINANCING SOURCES (USES)		**2,483,075**	**2,777,915**	**-**	**-**	**2,777,915**	**1,165,207**	**1,172,349**	**(7,142)**		**(1,612,708)**	**42%**
NET CHANGE IN FUND BALANCE		**584,284**	**(34,645)**	**(128,396)**	**-**	**(163,041)**	**39,171**	**(90,061)**	**129,232**		**202,212**	

Brushy Creek Municipal Utility District
Budget Workbook
Fiscal Year: **2022** **3/31/2022**

Cost Center **BCWF** 525

March 31, 2022

GL	GL Description	Prior Year Actuals	FY2022 Budget	FY2022 Board Contingency	FY2022 Budget Adjustments	FY2022 Budget Revised	Monthly Actual	Monthly Budget	Monthly Variance $	Monthly Variance %	YTD Actual	YTD Budget	YTD Variance $	YTD Variance %	Annual Budget Over / (Under) $	% Spent of Annual Budget
REVENUES																
Property Tax Revenue Total		-	-	-	-	-	-	-	-	0.00%	-	-	-	0.00%	-	
Utility Revenue Total		-	-	-	-	-	-	-	-	0.00%	-	-	-	0.00%	-	
Recreation Program Revenue		-	-	-	-	-	-	-	-	0.00%	-	-	-	0.00%	-	
Investment & Other Revenue Total		-	-	-	-	-	-	-	-	0.00%	-	-	-	0.00%	-	
TOTAL REVENUES		-	-	-	-	-	-	-	-		-	-	-		-	
EXPENDITURES/EXPENSES																
5010	Salary	235,830	298,860	-	-	298,860	23,575	24,905	(1,330)	-5.34%	139,275	149,430	(10,155)	-6.80%		
5011	Merit Salary	-	-	-	-	-	-	-	-	0.00%	-	-	-	0.00%		
5012	Overtime	7,393	5,050	-	-	5,050	148	421	(273)	-64.85%	784	2,526	(1,742)	-68.96%		
5014	Cell Phone Allowance	-	1,580	-	-	1,580	109	132	(23)	-17.42%	647	792	(145)	-18.31%		
6405	Longevity Awards	-	2,440	-	-	2,440	-	203	(203)	-100.00%	-	1,218	(1,218)	-100.00%		
Salaries Total		**243,224**	**307,930**	**-**	**-**	**307,930**	**23,832**	**25,661**	**(1,829)**	**-7.13%**	**140,706**	**153,966**	**(13,260)**	**-8.61%**	**(167,224)**	**46%**
5020	FICA / Medicare	18,246	23,560	-	-	23,560	1,781	1,963	(182)	-9.27%	10,454	11,778	(1,324)	-11.24%		
5030	Health	28,920	33,670	-	-	33,670	2,846	2,806	40	1.43%	15,055	16,836	(1,781)	-10.58%		
5031	Vision Insurance	349	380	-	-	380	44	32	12	37.50%	195	192	3	1.56%		
5032	Dental	1,731	1,990	-	-	1,990	194	166	28	16.87%	935	996	(61)	-6.12%		
5034	Life	457	540	-	-	540	51	45	6	13.33%	255	270	(15)	-5.56%		
5035	Disability Insurance	1,663	1,990	-	-	1,990	181	166	15	9.04%	921	996	(75)	-7.53%		
5040	Workers Compensation	3,023	3,500	-	-	3,500	-	292	(292)	-100.00%	2,218	1,752	466	26.60%		
5050	Unemployment Insurance	1,752	890	-	-	890	-	74	(74)	-100.00%	252	444	(192)	-43.24%		
5065	Education Reimbursement	-	-	-	-	-	-	-	-	0.00%	-	-	-	0.00%		
5070	Retirement	16,004	24,950	-	-	24,950	2,038	2,079	(41)	-1.97%	10,751	12,474	(1,723)	-13.81%		
Benefits Total		**72,145**	**91,470**	**-**	**-**	**91,470**	**7,135**	**7,623**	**(488)**	**-6.40%**	**41,036**	**45,738**	**(4,702)**	**-10.28%**	**(50,434)**	**45%**
5201	Airfare	-	-	-	-	-	-	-	-	0.00%	-	-	-	0.00%		
5202	Lodging	-	500	-	-	500	-	42	(42)	-100.00%	-	252	(252)	-100.00%		
5203	Lodging Tax	-	50	-	-	50	-	4	(4)	-100.00%	-	24	(24)	-100.00%		
5204	Cab Fare / local transportation	-	-	-	-	-	-	-	-	0.00%	-	-	-	0.00%		
5205	Parking	-	-	-	-	-	-	-	-	0.00%	-	-	-	0.00%		
5206	Travel Meals	-	100	-	-	100	-	8	(8)	-100.00%	-	48	(48)	-100.00%		
5207	Mileage	711	1,000	-	-	1,000	-	83	(83)	-100.00%	-	498	(498)	-100.00%		
Travel Total		**711**	**1,650**	**-**	**-**	**1,650**	**-**	**137**	**(137)**	**-100.00%**	**-**	**822**	**(822)**	**-100.00%**	**(1,650)**	**0%**
6010	Contractual-Legal	-	-	-	-	-	-	-	-	0.00%	-	-	-	0.00%		
6011	Contractual Legal - Open Records	-	-	-	-	-	-	-	-	0.00%	-	-	-	0.00%		
6025	Contractual/Auditing	-	-	-	-	-	-	-	-	0.00%	-	-	-	0.00%		
6030	Contractual/ Trainers- Instructors	-	-	-	-	-	-	-	-	0.00%	-	-	-	0.00%		
6032	Contractual / 80-20 Programs	-	-	-	-	-	-	-	-	0.00%	-	-	-	0.00%		
6040	Contractual/Network maint/dev.	3,536	12,000	-	-	12,000	-	1,000	(1,000)	-100.00%	1,574	6,000	(4,426)	-73.77%		
6045	Contractual/Website	-	-	-	-	-	-	-	-	0.00%	-	-	-	0.00%		
6050	Contractual/Publications Layou	-	-	-	-	-	-	-	-	0.00%	-	-	-	0.00%		
6055	Security	-	-	-	-	-	-	-	-	0.00%	-	-	-	0.00%		
6060	Appraisal Fees	-	-	-	-	-	-	-	-	0.00%	-	-	-	0.00%		
6065	Depository Contract	-	-	-	-	-	-	-	-	0.00%	-	-	-	0.00%		
6070	Maintenance Contracts	7,583	17,500	-	-	17,500	1,396	1,458	(62)	-4.25%	12,949	8,748	4,201	48.02%		
6078	Plumbing Inspections	-	-	-	-	-	-	-	-	0.00%	-	-	-	0.00%		
6079	Engineering Fees	58,425	10,000	-	-	10,000	-	833	(833)	-100.00%	5,066	4,998	68	1.36%		
6080	Contractual/Contract Labor	30,173	30,000	-	-	30,000	-	2,500	(2,500)	-100.00%	-	15,000	(15,000)	-100.00%		
6153	Water Purchases	671,306	739,000	-	-	739,000	48,405	61,583	(13,178)	-21.40%	203,090	369,498	(166,408)	-45.04%		

Brushy Creek Municipal Utility District
Budget Workbook
Fiscal Year: **2022** **3/31/2022**

Cost Center **BCWF** 525

March 31, 2022

GL	GL Description	Prior Year Actuals	FY2022 Budget	FY2022 Board Contingency	FY2022 Budget Adjustments	FY2022 Budget Revised	Monthly Actual	Monthly Budget	Monthly Variance $	Monthly Variance %	YTD Actual	YTD Budget	YTD Variance $	YTD Variance %	Annual Budget Over / (Under) $	% Spent of Annual Budget
6210	Rent Expense	-	-	-	-	-	-	-	-	0.00%	-	-	-	0.00%		
6250	Solid Waste Service	-	-	-	-	-	-	-	-	0.00%	139	-	139	0.00%		
6305	Utility Bill Expenses	-	-	-	-	-	-	-	-	0.00%	-	-	-	0.00%		
6310	Fees/Dues/Subscription Expense	24	100	-	-	100	-	8	(8)	-100.00%	600	48	552	1150.00%		
6311	TCEQ Regulatory Fees	14,504	16,000	-	-	16,000	-	1,333	(1,333)	-100.00%	14,178	7,998	6,180	77.27%		
6312	WW Capacity Charges	-	-	-	-	-	-	-	-	0.00%	-	-	-	0.00%		
6315	Lab Fees	11,904	15,000	-	-	15,000	4,100	1,250	2,850	228.00%	9,494	7,500	1,994	26.59%		
6321	Repair Projects	-	-	-	-	-	-	-	-	0.00%	-	-	-	0.00%		
Contracted Services Total		**797,453**	**839,600**	**-**	**-**	**839,600**	**53,901**	**69,965**	**(16,064)**	**-22.96%**	**247,090**	**419,790**	**(172,700)**	**-41.14%**	**(592,510)**	**29%**
6212	Building Maintenance	12,615	30,000	-	-	30,000	-	2,500	(2,500)	-100.00%	1,150	15,000	(13,850)	-92.33%		
6213	District Vehicle Repairs	4,071	2,200	-	-	2,200	17	183	(166)	-90.71%	228	1,098	(870)	-79.23%		
6215	Facility Rent Expense	-	-	-	-	-	-	-	-	0.00%	-	-	-	0.00%		
6216	Equipment Rent Expense	-	-	18,000	-	18,000	11,453	-	11,453	0.00%	11,453	18,000	(6,547)	-36.37%		
6320	Repair/Mtc/Warranty Expense	18,179	20,000	6,100	-	26,100	6,800	7,767	(967)	-12.45%	17,436	16,102	1,334	8.28%		
Maintenance, Repair & Facility Total		**34,864**	**52,200**	**24,100**	**-**	**76,300**	**18,270**	**10,450**	**7,820**	**74.83%**	**30,267**	**50,200**	**(19,933)**	**-39.71%**	**(46,033)**	**40%**
6105	Equipment	-	2,500	-	-	2,500	-	208	(208)	-100.00%	577	1,248	(671)	-53.77%		
6110	General Office Supplies	192	750	-	-	750	-	63	(63)	-100.00%	73	378	(305)	-80.69%		
6115	Materials & Supplies	4,277	4,500	-	-	4,500	671	375	296	78.93%	3,758	2,250	1,508	67.02%		
6120	Chemicals	116,954	95,000	-	-	95,000	5,598	7,917	(2,319)	-29.29%	22,710	47,502	(24,792)	-52.19%		
6121	Lab Supplies	7,374	7,500	-	-	7,500	4,642	625	4,017	642.72%	9,036	3,750	5,286	140.96%		
6122	Uniforms	998	1,500	-	-	1,500	-	125	(125)	-100.00%	175	750	(575)	-76.67%		
6124	Fuel / Oil	3,277	5,250	-	-	5,250	521	438	83	18.95%	4,731	2,628	2,103	80.02%		
6130	Furniture	-	-	-	-	-	-	-	-	0.00%	-	-	-	0.00%		
6135	Major Equipment	11,963	4,500	-	-	4,500	-	375	(375)	-100.00%	4,340	2,250	2,090	92.89%		
6140	Computer Supplies	748	-	-	-	-	904	-	904	0.00%	904	-	904	0.00%		
6145	Software	10	200	-	-	200	-	17	(17)	-100.00%	20	102	(82)	-80.39%		
6148	Copier/Laser Printer Supplies	488	250	-	-	250	-	21	(21)	-100.00%	116	126	(10)	-7.94%		
6150	Business Meals	-	-	-	-	-	-	-	-	0.00%	-	-	-	0.00%		
6154	Water Meters	-	-	-	-	-	-	-	-	0.00%	-	-	-	0.00%		
6155	Building Materials	-	-	-	-	-	-	-	-	0.00%	-	-	-	0.00%		
6156	Pipes and Components	1,205	3,000	-	-	3,000	25	250	(225)	-90.00%	196	1,500	(1,304)	-86.93%		
6160	Training Materials	-	-	-	-	-	-	-	-	0.00%	-	-	-	0.00%		
6180	T-Shirts/Pins/Etc.	-	-	-	-	-	-	-	-	0.00%	-	-	-	0.00%		
Equipment & Supplies Total		**147,485**	**124,950**	**-**	**-**	**124,950**	**12,361**	**10,414**	**1,947**	**18.70%**	**46,636**	**62,484**	**(15,848)**	**-25.36%**	**(78,314)**	**37%**
6300	Phone / Cable / Cell / Connectivity	12,921	12,600	-	-	12,600	1,396	1,050	346	32.95%	7,889	6,300	1,589	25.22%		
6304	Pager / Cell Phone	1,516	2,600	-	-	2,600	27	217	(190)	-87.56%	166	1,302	(1,136)	-87.25%		
6400	Utilities Expense	297,695	295,000	-	-	295,000	22,504	24,583	(2,079)	-8.46%	125,645	147,498	(21,853)	-14.82%		
6430	Streetlights	-	-	-	-	-	-	-	-	0.00%	-	-	-	0.00%		
Utilities Total		**312,132**	**310,200**	**-**	**-**	**310,200**	**23,927**	**25,850**	**(1,923)**	**-7.44%**	**133,700**	**155,100**	**(21,400)**	**-13.80%**	**(176,500)**	**43%**
6220	Postage / Mailing / Shipping	183	200	-	-	200	23	17	6	35.29%	35	102	(67)	-65.69%		
6222	Express Mail/Parcel	-	-	-	-	-	-	-	-	0.00%	-	-	-	0.00%		
6224	Shipping	357	-	-	-	-	-	-	-	0.00%	-	-	-	0.00%		
6314	Professional Development Fees	1,164	2,500	-	-	2,500	300	208	92	44.23%	1,089	1,248	(159)	-12.74%		
6322	Printing Expense	357	-	-	-	-	-	-	-	0.00%	-	-	-	0.00%		
6324	Advertising	-	-	-	-	-	-	-	-	0.00%	-	-	-	0.00%		
6325	Recruiting Expense	300	-	-	-	-	-	-	-	0.00%	-	-	-	0.00%		
6327	Program Meals	-	-	-	-	-	-	-	-	0.00%	-	-	-	0.00%		

Brushy Creek Municipal Utility District
Budget Workbook
Fiscal Year: **2022** **3/31/2022**

Cost Center **BCWF** 525

March 31, 2022

GL	GL Description	Prior Year Actuals	FY2022 Budget	FY2022 Board Contingency	FY2022 Budget Adjustments	FY2022 Budget Revised	Monthly Actual	Monthly Budget	Monthly Variance $	Monthly Variance %	YTD Actual	YTD Budget	YTD Variance $	YTD Variance %	Annual Budget Over / (Under) $	% Spent of Annual Budget
6401	Donations	-	-	-	-	-	-	-	-	0.00%	-	-	-	0.00%		
6410	Taxes Expense	-	-	-	-	-	-	-	-	0.00%	-	-	-	0.00%		
6416	Liability Insurance	-	-	-	-	-	-	-	-	0.00%	-	-	-	0.00%		
6418	Other Insurance	-	-	-	-	-	-	-	-	0.00%	-	-	-	0.00%		
6425	Bad Debt Expense	-	-	-	-	-	-	-	-	0.00%	-	-	-	0.00%		
9000	Clearing Account	-	-	-	-	-	-	-	-	0.00%	-	-	-	0.00%		
9001	PCard Clearing Account for AP	-	-	-	-	-	-	-	-	0.00%	-	-	-	0.00%		
Other Expenses Total		**2,361**	**2,700**	**-**	**-**	**2,700**	**323**	**225**	**98**	**43.56%**	**1,124**	**1,350**	**(226)**	**-16.74%**	**(1,576)**	**42%**
5901	Capital Expenditure - Nontax Fund	-	-	-	-	-	-	-	-	0.00%	-	-	-	0.00%		
5902	Capital Expenditure - Tax Funded	102,871	875,000	-	-	875,000	**45,540**	**72,917**	**(27,377)**	**-37.55%**	**48,870**	**437,502**	**(388,632)**	**-88.83%**		
Capital Outlay Total		**102,871**	**875,000**	**-**	**-**	**875,000**	**45,540**	**72,917**	**(27,377)**	**-37.55%**	**48,870**	**437,502**	**(388,632)**	**-88.83%**	**(826,130)**	**6%**
Bond Payments Total		**-**	**-**	**-**	**-**	**-**	**-**	**-**	**-**	**0.00%**	**-**	**-**	**-**	**0.00%**	**-**	
Interest Payments Total		**-**	**-**	**-**	**-**	**-**	**-**	**-**	**-**	**0.00%**	**-**	**-**	**-**	**0.00%**	**-**	
Bond Issuance Costs Total		**-**	**-**	**-**	**-**	**-**	**-**	**-**	**-**	**0.00%**	**-**	**-**	**-**	**0.00%**	**-**	
Contingency Total		**-**	**-**	**-**	**-**	**-**	**-**	**-**	**-**	**0.00%**	**-**	**-**	**-**	**0.00%**	**-**	
TOTAL EXPENDITURES/EXPENSES		**1,713,246**	**2,605,700**	**24,100**	**-**	**2,629,800**	**185,289**	**223,242**	**(37,953)**		**689,429**	**1,326,952**	**(637,523)**		**(1,940,371)**	**26%**
EXCESS (DEFICIENCY) OF REVENUES OVER (UNDER) EXPENDITURES/EXPENSES		**(1,713,246)**	**(2,605,700)**	**(24,100)**	**-**	**(2,629,800)**	**(185,289)**	**(223,242)**	**37,953**		**(689,429)**	**(1,326,952)**	**637,523**		**1,940,371**	**26%**
OTHER FINANCING SOURCES (USES)																
4105	Sale of Surplus Assets Proceeds	-	-	-	-	-	-	-	-	0.00%	-	-	-	0.00%		
4120	Bond Revenue	-	-	-	-	-	-	-	-	0.00%	-	-	-	0.00%		
4121	Bond Premium Revenue	-	-	-	-	-	-	-	-	0.00%	-	-	-	0.00%		
6423	Loss on Sale of Equipment	-	-	-	-	-	-	-	-	0.00%	-	-	-	0.00%		
6482	Cost Center Transfer To	-	-	-	-	-	-	-	-	0.00%	-	-	-	0.00%		
6483	Cost Center Transfer From	-	(2,605,700)	-	-	(2,605,700)	**(403,060)**	**(217,142)**	**(185,918)**	0.00%	**(689,430)**	**(1,302,852)**	**613,422**	0.00%		
6495	Pymt to Escrow Agent	-	-	-	-	-	-	-	-	0.00%	-	-	-	0.00%		
9997	Committed Fund Balance	-	-	-	-	-	-	-	-	0.00%	-	-	-	0.00%		
9998	Assigned Fund Balance	-	-	-	-	-	-	-	-	0.00%	-	-	-	0.00%		
9999	Unassigned Fund Balance	-	-	-	-	-	-	-	-	0.00%	-	-	-	0.00%		
TOTAL OTHER FINANCING SOURCES (USES)		**-**	**(2,605,700)**	**-**	**-**	**(2,605,700)**	**(403,060)**	**(217,142)**	**(185,918)**		**(689,430)**	**(1,302,852)**	**613,422**		**1,916,270**	**26%**
NET CHANGE IN FUND BALANCE		**(1,713,246)**	**-**	**(24,100)**	**-**	**(24,100)**	**217,771**	**(6,100)**	**223,871**		**1**	**(24,100)**	**24,101**		**24,101**	

Brushy Creek Municipal Utility District
Budget Workbook
Fiscal Year: **2022** **3/31/2022**

Cost Center **Storm Water** 540

March 31, 2022

GL	GL Description	Prior Year Actuals	FY2022 Budget	FY2022 Board Contingency	FY2022 Budget Adjustments	FY2022 Budget Revised	YTD Actual	YTD Budget	YTD Variance $	YTD Variance %	Annual Budget Over / (Under) $	% Spent of Annual Budget
REVENUES												
Property Tax Revenue Total		-	-	-	-	-	-	-	-	0.00%	-	
4201	Water Service	-	-	-	-	-	-	-	-	0.00%		
4202	CRF - Water	-	-	-	-	-	-	-	-	0.00%		
4203	WW Service	-	-	-	-	-	-	-	-	0.00%		
4204	CRF - WW	-	-	-	-	-	-	-	-	0.00%		
4211	Water Connection	-	-	-	-	-	-	-	-	0.00%		
4213	WW Connections	-	-	-	-	-	-	-	-	0.00%		
4220	New Connection Fees	-	-	-	-	-	-	-	-	0.00%		
4230	Solid Waste Services	-	-	-	-	-	-	-	-	0.00%		
4240	Raw Water Sales	-	-	-	-	-	-	-	-	0.00%		
4245	Wholesale Water	-	-	-	-	-	-	-	-	0.00%		
4301	Regulatory Compliance Fee	122,968	122,000	-	-	122,000	61,283	61,002	281	0.46%		
Utility Revenue Total		122,968	122,000	-	-	122,000	61,283	61,002	281	0.46%	(60,717)	50%
Recreation Program Revenue		-	-	-	-	-	-	-	-	0.00%	-	
Investment & Other Revenue Total		-	-	-	-	-	-	-	-	0.00%	-	
TOTAL REVENUES		122,968	122,000	-	-	122,000	61,283	61,002	281		(60,717)	50%
EXPENDITURES/EXPENSES												
5010	Salary	86,915	87,500	-	-	87,500	43,726	43,752	(26)	-0.06%		
5011	Merit Salary	-	-	-	-	-	-	-	-	0.00%		
5012	Overtime	6,348	3,500	-	-	3,500	2,310	1,752	558	31.85%		
5014	Cell Phone Allowance	-	380	-	-	380	197	192	5	2.60%		
6405	Longevity Awards	-	320	-	-	320	-	162	(162)	-100.00%		
Salaries Total		93,263	91,700	-	-	91,700	46,233	45,858	375	0.82%	(45,467)	50%
5020	FICA / Medicare	10,631	7,020	-	-	7,020	3,410	3,510	(100)	-2.85%		
5030	Health	11,655	3,360	-	-	3,360	1,558	1,680	(122)	-7.26%		
5031	Vision Insurance	133	40	-	-	40	20	18	2	11.11%		
5032	Dental	690	210	-	-	210	99	108	(9)	-8.33%		
5034	Life	271	190	-	-	190	86	96	(10)	-10.42%		
5035	Disability Insurance	914	660	-	-	660	301	330	(29)	-8.79%		
5040	Workers Compensation	1,175	1,030	-	-	1,030	653	516	137	26.55%		
5050	Unemployment Insurance	1,042	380	-	-	380	-	192	(192)	-100.00%		
5065	Education Reimbursement	-	-	-	-	-	-	-	-	0.00%		
5070	Retirement	9,460	7,430	-	-	7,430	3,529	3,714	(185)	-4.98%		
Benefits Total		35,970	20,320	-	-	20,320	9,656	10,164	(508)	-5.00%	(10,664)	48%

Brushy Creek Municipal Utility District
Budget Workbook
Fiscal Year: **2022** **3/31/2022**

Cost Center **Storm Water** 540

March 31, 2022

GL	GL Description	Prior Year Actuals	FY2022 Budget	FY2022 Board Contingency	FY2022 Budget Adjustments	FY2022 Budget Revised	YTD Actual	YTD Budget	YTD Variance $	YTD Variance %	Annual Budget Over / (Under) $	% Spent of Annual Budget
Travel Total		-	-	-	-	-	-	-	-	0.00%	-	
6010	Contractual-Legal	-	-	-	-	-	-	-	-	0.00%		
6011	Contractual Legal - Open Records	-	-	-	-	-	-	-	-	0.00%		
6025	Contractual/Auditing	-	-	-	-	-	-	-	-	0.00%		
6030	Contractual/ Trainers- Instructors	-	-	-	-	-	-	-	-	0.00%		
6032	Contractual / 80-20 Programs	-	-	-	-	-	-	-	-	0.00%		
6040	Contractual/Network maint/dev.	-	-	-	-	-	-	-	-	0.00%		
6045	Contractual/Website	-	-	-	-	-	-	-	-	0.00%		
6050	Contractual/Publications Layou	-	-	-	-	-	-	-	-	0.00%		
6055	Security	-	-	-	-	-	-	-	-	0.00%		
6060	Appraisal Fees	-	-	-	-	-	-	-	-	0.00%		
6065	Depository Contract	-	-	-	-	-	-	-	-	0.00%		
6070	Maintenance Contracts	31,517	35,000	-	-	35,000	16,877	17,502	(625)	-3.57%		
6078	Plumbing Inspections	-	-	-	-	-	-	-	-	0.00%		
6079	Engineering Fees	-	10,000	-	-	10,000	2,978	4,998	(2,020)	-40.42%		
6080	Contractual/Contract Labor	3,263	-	-	-	-	-	-	-	0.00%		
6153	Water Purchases	-	-	-	-	-	-	-	-	0.00%		
6210	Rent Expense	-	-	-	-	-	-	-	-	0.00%		
6250	Solid Waste Service	-	-	-	-	-	-	-	-	0.00%		
6305	Utility Bill Expenses	1,884	-	-	-	-	-	-	-	0.00%		
6310	Fees/Dues/Subscription Expense	-	300	-	-	300	-	150	(150)	-100.00%		
6311	TCEQ Regulatory Fees	100	-	-	-	-	100	-	100	0.00%		
6312	WW Capacity Charges	-	-	-	-	-	-	-	-	0.00%		
6315	Lab Fees	-	-	-	-	-	-	-	-	0.00%		
6321	Repair Projects	-	-	-	-	-	-	-	-	0.00%		
Contracted Services Total		**36,764**	**45,300**	**-**	**-**	**45,300**	**19,955**	**22,650**	**(2,695)**	**-11.90%**	**(25,345)**	**44%**
6212	Building Maintenance	-	-	-	-	-	-	-	-	0.00%		
6213	District Vehicle Repairs	2,519	750	-	-	750	193	378	(185)	-48.94%		
6215	Facility Rent Expense	-	-	-	-	-	-	-	-	0.00%		
6216	Equipment Rent Expense	-	-	-	-	-	-	-	-	0.00%		
6320	Repair/Mtc/Warranty Expense	321,291	50,000	-	-	50,000	-	25,002	(25,002)	-100.00%		
Maintenance, Repair & Facility Total		**323,810**	**50,750**	**-**	**-**	**50,750**	**193**	**25,380**	**(25,187)**	**-99.24%**	**(50,557)**	**0%**
6105	Equipment	-	500	-	-	500	-	252	(252)	-100.00%		
6110	General Office Supplies	-	-	-	-	-	-	-	-	0.00%		
6115	Materials & Supplies	161	2,000	-	-	2,000	13	1,002	(989)	-98.70%		
6120	Chemicals	-	-	-	-	-	-	-	-	0.00%		

Brushy Creek Municipal Utility District
Budget Workbook
Fiscal Year: **2022** **3/31/2022**

Cost Center **Storm Water** 540

March 31, 2022

GL	GL Description	Prior Year Actuals	FY2022 Budget	FY2022 Board Contingency	FY2022 Budget Adjustments	FY2022 Budget Revised	YTD Actual	YTD Budget	YTD Variance $	YTD Variance %	Annual Budget Over / (Under) $	% Spent of Annual Budget
6121	Lab Supplies	-	-	-	-	-	-	-	-	0.00%		
6122	Uniforms	70	400	-	-	400	-	198	(198)	-100.00%		
6124	Fuel / Oil	399	975	-	-	975	443	486	(43)	-8.85%		
6130	Furniture	-	-	-	-	-	-	-	-	0.00%		
6135	Major Equipment	-	-	-	-	-	-	-	-	0.00%		
6140	Computer Supplies	-	-	-	-	-	-	-	-	0.00%		
6145	Software	-	-	-	-	-	-	-	-	0.00%		
6148	Copier/Laser Printer Supplies	-	-	-	-	-	-	-	-	0.00%		
6150	Business Meals	-	-	-	-	-	-	-	-	0.00%		
6154	Water Meters	-	-	-	-	-	-	-	-	0.00%		
6155	Building Materials	-	-	-	-	-	-	-	-	0.00%		
6156	Pipes and Components	-	-	-	-	-	-	-	-	0.00%		
6160	Training Materials	100	750	-	-	750	-	378	(378)	-100.00%		
6180	T-Shirts/Pins/Etc.	1,959	2,000	-	-	2,000	1,115	1,002	113	11.28%		
Equipment & Supplies Total		**2,688**	**6,625**	**-**	**-**	**6,625**	**1,571**	**3,318**	**(1,747)**	**-52.65%**	**(5,054)**	**24%**
6300	Phone / Cable / Cell / Connectivity	27	50	-	-	50	28	24	4	16.67%		
6304	Pager / Cell Phone	587	-	-	-	-	-	-	-	0.00%		
6400	Utilities Expense	4,680	5,400	-	-	5,400	2,555	2,700	(145)	-5.37%		
6430	Streetlights	-	-	-	-	-	-	-	-	0.00%		
Utilities Total		**5,295**	**5,450**	**-**	**-**	**5,450**	**2,583**	**2,724**	**(141)**	**-5.18%**	**(2,867)**	**47%**
6220	Postage / Mailing / Shipping	2,078	-	-	-	-	-	-	-	0.00%		
6222	Express Mail/Parcel	12	-	-	-	-	27	-	27	0.00%		
6224	Shipping	37	-	-	-	-	-	-	-	0.00%		
6314	Professional Development Fees	683	750	-	-	750	-	378	(378)	-100.00%		
6322	Printing Expense	2,985	-	-	-	-	-	-	-	0.00%		
6324	Advertising	-	-	-	-	-	-	-	-	0.00%		
6325	Recruiting Expense	-	-	-	-	-	-	-	-	0.00%		
6327	Program Meals	-	-	-	-	-	-	-	-	0.00%		
6401	Donations	-	-	-	-	-	-	-	-	0.00%		
6410	Taxes Expense	-	-	-	-	-	-	-	-	0.00%		
6416	Liability Insurance	-	-	-	-	-	-	-	-	0.00%		
6418	Other Insurance	-	-	-	-	-	-	-	-	0.00%		
6425	Bad Debt Expense	-	-	-	-	-	-	-	-	0.00%		
9000	Clearing Account	-	-	-	-	-	-	-	-	0.00%		
9001	PCard Clearing Account for AP	-	-	-	-	-	-	-	-	0.00%		
Other Expenses Total		**5,795**	**750**	**-**	**-**	**750**	**27**	**378**	**(351)**	**-92.86%**	**(723)**	**4%**
Capital Outlay Total		**-**	**-**	**-**	**-**	**-**	**-**	**-**	**-**	**0.00%**	**-**	
Bond Payments Total		**-**	**-**	**-**	**-**	**-**	**-**	**-**	**-**	**0.00%**	**-**	

Brushy Creek Municipal Utility District
Budget Workbook
Fiscal Year: **2022** **3/31/2022**

Cost Center **Storm Water** 540

March 31, 2022

GL	GL Description	Prior Year Actuals	FY2022 Budget	FY2022 Board Contingency	FY2022 Budget Adjustments	FY2022 Budget Revised	YTD Actual	YTD Budget	YTD Variance $	YTD Variance %	Annual Budget Over / (Under) $	% Spent of Annual Budget
Interest Payments Total		-	-	-	-	-	-	-	-	0.00%	-	
Bond Issuance Costs Total		-	-	-	-	-	-	-	-	0.00%	-	
Contingency Total		-	-	-	-	-	-	-	-	0.00%	-	
TOTAL EXPENDITURES/EXPENSES		**503,585**	**220,895**	**-**	**-**	**220,895**	**80,218**	**110,472**	**(30,254)**		**(140,677)**	**36%**
EXCESS (DEFICIENCY) OF REVENUES OVER (UNDER) EXPENDITURES/EXPENSES		**(380,617)**	**(98,895)**	**-**	**-**	**(98,895)**	**(18,935)**	**(49,470)**	**30,535**		**79,960**	**19%**
OTHER FINANCING SOURCES (USES)												
4105	Sale of Surplus Assets Proceeds	-	-	-	-	-	-	-	-	0.00%		
4120	Bond Revenue	-	-	-	-	-	-	-	-	0.00%		
4121	Bond Premium Revenue	-	-	-	-	-	-	-	-	0.00%		
6423	Loss on Sale of Equipment	-	-	-	-	-	-	-	-	0.00%		
6482	Cost Center Transfer To	-	-	-	-	-	-	-	-	0.00%		
6483	Cost Center Transfer From	-	(98,895)	-	-	(98,895)	**(18,935)**	**(49,470)**	**30,535**	0.00%		
6495	Pymt to Escrow Agent	-	-	-	-	-	-	-	-	0.00%		
9997	Committed Fund Balance	-	-	-	-	-	-	-	-	0.00%		
9998	Assigned Fund Balance	-	-	-	-	-	-	-	-	0.00%		
9999	Unassigned Fund Balance	-	-	-	-	-	-	-	-	0.00%		
TOTAL OTHER FINANCING SOURCES (USES)		**-**	**(98,895)**	**-**	**-**	**(98,895)**	**(18,935)**	**(49,470)**	**30,535**		**79,960**	**19%**
NET CHANGE IN FUND BALANCE		**(380,617)**	**-**	**-**	**-**	**-**	**-**	**-**	**-**		**-**	

Brushy Creek Municipal Utility District
Budget Workbook
Fiscal Year: **2022** **3/31/2022**

Cost Center **Wastewater** 550

March 31, 2022

GL	GL Description	Prior Year Actuals	FY2022 Budget	FY2022 Board Contingency	FY2022 Budget Adjustments	FY2022 Budget Revised	YTD Actual	YTD Budget	YTD Variance $	YTD Variance %	Annual Budget Over / (Under) $	% Spent of Annual Budget
REVENUES												
Property Tax Revenue Total		-	-	-	-	-	-	-	-	0.00%	-	
4201	Water Service	-	-	-	-	-	-	-	-	0.00%		
4202	CRF - Water	-	-	-	-	-	-	-	-	0.00%		
4203	WW Service	1,816,910	1,780,000	-	-	1,780,000	933,683	889,998	43,685	4.91%		
4204	CRF - WW	-	-	-	-	-	-	-	-	0.00%		
4211	Water Connection	-	-	-	-	-	-	-	-	0.00%		
4213	WW Connections	60	-	-	-	-	60	-	60	0.00%		
4220	New Connection Fees	-	-	-	-	-	-	-	-	0.00%		
4230	Solid Waste Services	-	-	-	-	-	-	-	-	0.00%		
4240	Raw Water Sales	-	-	-	-	-	-	-	-	0.00%		
4245	Wholesale Water	-	-	-	-	-	-	-	-	0.00%		
4301	Regulatory Compliance Fee	-	-	-	-	-	-	-	-	0.00%		
Utility Revenue Total		1,816,970	1,780,000	-	-	1,780,000	933,743	889,998	43,745	4.92%	(846,257)	52%
Recreation Program Revenue		-	-	-	-	-	-	-	-	0.00%	-	
Investment & Other Revenue Total		(0)	-	-	-	-	-	-	-	0.00%	-	
TOTAL REVENUES		1,816,970	1,780,000	-	-	1,780,000	933,743	889,998	43,745		(846,257)	52%
EXPENDITURES/EXPENSES												
5010	Salary	177,969	196,720	-	-	196,720	75,066	98,358	(23,292)	-23.68%		
5011	Merit Salary	-	-	-	-	-	-	-	-	0.00%		
5012	Overtime	15,534	8,600	-	-	8,600	5,589	4,302	1,287	29.92%		
5014	Cell Phone Allowance	-	1,130	-	-	1,130	409	564	(155)	-27.48%		
6405	Longevity Awards	-	1,210	-	-	1,210	-	606	(606)	-100.00%		
Salaries Total		193,503	207,660	-	-	207,660	81,064	103,830	(22,766)	-21.93%	(126,596)	39%
5020	FICA / Medicare	12,405	15,890	-	-	15,890	5,890	7,944	(2,054)	-25.86%		
5030	Health	24,215	27,060	-	-	27,060	11,249	13,530	(2,281)	-16.86%		
5031	Vision Insurance	290	300	-	-	300	140	150	(10)	-6.67%		
5032	Dental	1,453	1,580	-	-	1,580	672	792	(120)	-15.15%		
5034	Life	321	370	-	-	370	159	186	(27)	-14.52%		
5035	Disability Insurance	1,175	1,310	-	-	1,310	550	654	(104)	-15.90%		
5040	Workers Compensation	2,034	2,300	-	-	2,300	1,458	1,152	306	26.56%		
5050	Unemployment Insurance	1,250	510	-	-	510	377	258	119	46.12%		
5065	Education Reimbursement	-	-	-	-	-	-	-	-	0.00%		
5070	Retirement	10,967	16,830	-	-	16,830	6,155	8,418	(2,263)	-26.88%		
Benefits Total		54,110	66,150	-	-	66,150	26,650	33,084	(6,434)	-19.45%	(39,500)	40%

Brushy Creek Municipal Utility District
Budget Workbook
Fiscal Year: **2022** **3/31/2022**

Cost Center **Wastewater** 550 **March 31, 2022**

GL	GL Description	Prior Year Actuals	FY2022 Budget	FY2022 Board Contingency	FY2022 Budget Adjustments	FY2022 Budget Revised	YTD Actual	YTD Budget	YTD Variance $	YTD Variance %	Annual Budget Over / (Under) $	% Spent of Annual Budget
5201	Airfare	-	-	-	-	-	-	-	-	0.00%		
5202	Lodging	-	-	-	-	-	-	-	-	0.00%		
5203	Lodging Tax	-	-	-	-	-	-	-	-	0.00%		
5204	Cab Fare / local transportation	-	-	-	-	-	-	-	-	0.00%		
5205	Parking	-	-	-	-	-	-	-	-	0.00%		
5206	Travel Meals	-	-	-	-	-	-	-	-	0.00%		
5207	Mileage	-	300	-	-	300	-	150	(150)	-100.00%		
Travel Total		**-**	**300**	**-**	**-**	**300**	**-**	**150**	**(150)**	**-100.00%**	**(300)**	**0%**
6010	Contractual-Legal	-	-	-	-	-	-	-	-	0.00%		
6011	Contractual Legal - Open Records	-	-	-	-	-	-	-	-	0.00%		
6025	Contractual/Auditing	-	-	-	-	-	-	-	-	0.00%		
6030	Contractual/ Trainers- Instructors	-	-	-	-	-	-	-	-	0.00%		
6032	Contractual / 80-20 Programs	-	-	-	-	-	-	-	-	0.00%		
6040	Contractual/Network maint/dev.	2,591	1,500	-	-	1,500	382	750	(368)	-49.07%		
6045	Contractual/Website	-	-	-	-	-	-	-	-	0.00%		
6050	Contractual/Publications Layou	-	-	-	-	-	-	-	-	0.00%		
6055	Security	-	-	-	-	-	-	-	-	0.00%		
6060	Appraisal Fees	-	-	-	-	-	-	-	-	0.00%		
6065	Depository Contract	-	-	-	-	-	-	-	-	0.00%		
6070	Maintenance Contracts	48,105	-	-	-	-	-	-	-	0.00%		
6078	Plumbing Inspections	-	-	-	-	-	-	-	-	0.00%		
6079	Engineering Fees	38,465	40,000	-	-	40,000	7,898	19,998	(12,100)	-60.51%		
6080	Contractual/Contract Labor	67,844	80,000	-	-	80,000	18,529	40,002	(21,473)	-53.68%		
6153	Water Purchases	-	-	-	-	-	-	-	-	0.00%		
6210	Rent Expense	10,255	-	-	-	-	-	-	-	0.00%		
6250	Solid Waste Service	-	-	-	-	-	-	-	-	0.00%		
6305	Utility Bill Expenses	6,593	-	-	-	-	-	-	-	0.00%		
6310	Fees/Dues/Subscription Expense	-	500	-	-	500	40	252	(212)	-84.13%		
6311	TCEQ Regulatory Fees	-	1,000	-	-	1,000	-	498	(498)	-100.00%		
6312	WW Capacity Charges	1,054,065	963,195	-	-	963,195	422,009	481,596	(59,587)	-12.37%		
6315	Lab Fees	-	-	-	-	-	-	-	-	0.00%		
6321	Repair Projects	-	-	-	-	-	-	-	-	0.00%		
Contracted Services Total		**1,227,917**	**1,086,195**	**-**	**-**	**1,086,195**	**448,858**	**543,096**	**(94,238)**	**-17.35%**	**(637,337)**	**41%**
6212	Building Maintenance	-	-	-	-	-	-	-	-	0.00%		

Brushy Creek Municipal Utility District
Budget Workbook
Fiscal Year: **2022** **3/31/2022**

Cost Center **Wastewater** 550

March 31, 2022

GL	GL Description	Prior Year Actuals	FY2022 Budget	FY2022 Board Contingency	FY2022 Budget Adjustments	FY2022 Budget Revised	YTD Actual	YTD Budget	YTD Variance $	YTD Variance %	Annual Budget Over / (Under) $	% Spent of Annual Budget
6213	District Vehicle Repairs	577	2,000	-	-	2,000	1,452	1,002	450	44.91%		
6215	Facility Rent Expense	-	-	-	-	-	-	-	-	0.00%		
6216	Equipment Rent Expense	14,991	6,000	-	-	6,000	5,309	3,000	2,309	76.97%		
6320	Repair/Mtc/Warranty Expense	(65,885)	20,000	-	-	20,000	(131)	10,002	(10,133)	-101.31%		
Maintenance, Repair & Facility Total		**(50,316)**	**28,000**	**-**	**-**	**28,000**	**6,630**	**14,004**	**(7,374)**	**-52.66%**	**(21,370)**	**24%**
6105	Equipment	2,736	2,000	-	-	2,000	1,279	1,002	277	27.64%		
6110	General Office Supplies	-	-	-	-	-	-	-	-	0.00%		
6115	Materials & Supplies	2,523	2,500	-	-	2,500	621	1,248	(627)	-50.24%		
6120	Chemicals	-	3,000	-	-	3,000	-	1,500	(1,500)	-100.00%		
6121	Lab Supplies	-	-	-	-	-	-	-	-	0.00%		
6122	Uniforms	35	800	-	-	800	-	402	(402)	-100.00%		
6124	Fuel / Oil	-	2,500	-	-	2,500	681	1,248	(567)	-45.43%		
6130	Furniture	-	-	-	-	-	-	-	-	0.00%		
6135	Major Equipment	-	3,000	-	-	3,000	1,176	1,500	(324)	-21.60%		
6140	Computer Supplies	-	-	-	-	-	-	-	-	0.00%		
6145	Software	-	-	-	-	-	-	-	-	0.00%		
6148	Copier/Laser Printer Supplies	-	-	-	-	-	-	-	-	0.00%		
6150	Business Meals	-	-	-	-	-	-	-	-	0.00%		
6154	Water Meters	-	-	-	-	-	-	-	-	0.00%		
6155	Building Materials	-	-	-	-	-	-	-	-	0.00%		
6156	Pipes and Components	965	6,500	-	-	6,500	3,496	3,252	244	7.50%		
6160	Training Materials	-	-	-	-	-	-	-	-	0.00%		
6180	T-Shirts/Pins/Etc.	-	-	-	-	-	-	-	-	0.00%		
Equipment & Supplies Total		**6,259**	**20,300**	**-**	**-**	**20,300**	**7,253**	**10,152**	**(2,899)**	**-28.56%**	**(13,047)**	**36%**
6300	Phone / Cable / Cell / Connectivity	2,285	1,380	-	-	1,380	1,187	690	497	72.03%		
6304	Pager / Cell Phone	812	-	-	-	-	-	-	-	0.00%		
6400	Utilities Expense	22,527	22,800	-	-	22,800	11,241	11,400	(159)	-1.39%		
6430	Streetlights	-	-	-	-	-	-	-	-	0.00%		
Utilities Total		**25,625**	**24,180**	**-**	**-**	**24,180**	**12,428**	**12,090**	**338**	**2.80%**	**(11,752)**	**51%**
6220	Postage / Mailing / Shipping	7,274	-	-	-	-	-	-	-	0.00%		
6222	Express Mail/Parcel	24	-	-	-	-	7	-	7	0.00%		
6224	Shipping	1,471	-	-	-	-	-	-	-	0.00%		
6314	Professional Development Fees	333	1,500	-	-	1,500	-	750	(750)	-100.00%		
6322	Printing Expense	124	-	-	-	-	-	-	-	0.00%		
6324	Advertising	77	-	-	-	-	-	-	-	0.00%		
6325	Recruiting Expense	-	-	-	-	-	-	-	-	0.00%		
6327	Program Meals	-	-	-	-	-	-	-	-	0.00%		

Brushy Creek Municipal Utility District
Budget Workbook
Fiscal Year: **2022** **3/31/2022**

Cost Center **Wastewater** 550

March 31, 2022

GL	GL Description	Prior Year Actuals	FY2022 Budget	FY2022 Board Contingency	FY2022 Budget Adjustments	FY2022 Budget Revised	YTD Actual	YTD Budget	YTD Variance $	YTD Variance %	Annual Budget Over / (Under) $	% Spent of Annual Budget
6401	Donations	-	-	-	-	-	-	-	-	0.00%		
6410	Taxes Expense	-	-	-	-	-	-	-	-	0.00%		
6416	Liability Insurance	-	-	-	-	-	-	-	-	0.00%		
6418	Other Insurance	-	-	-	-	-	-	-	-	0.00%		
6425	Bad Debt Expense	-	-	-	-	-	-	-	-	0.00%		
9000	Clearing Account	-	-	-	-	-	-	-	-	0.00%		
9001	PCard Clearing Account for AP	-	-	-	-	-	-	-	-	0.00%		
Other Expenses Total		**9,303**	**1,500**	**-**	**-**	**1,500**	**7**	**750**	**(743)**	**-99.07%**	**(1,493)**	**0%**
5901	Capital Expenditure - Nontax Fund	-	-	-	-	-	-	-	-	0.00%		
5902	Capital Expenditure - Tax Funded	800,765	15,000	-	-	15,000	**68,389**	**7,500**	**60,889**	**811.85%**		
Capital Outlay Total		**800,765**	**15,000**	**-**	**-**	**15,000**	**68,389**	**7,500**	**60,889**	**811.85%**	**53,389**	**456%**
Bond Payments Total		**-**	**-**	**-**	**-**	**-**	**-**	**-**	**-**	**0.00%**	**-**	
Interest Payments Total		**-**	**-**	**-**	**-**	**-**	**-**	**-**	**-**	**0.00%**	**-**	
Bond Issuance Costs Total		**-**	**-**	**-**	**-**	**-**	**-**	**-**	**-**	**0.00%**	**-**	
Contingency Total		**-**	**-**	**-**	**-**	**-**	**-**	**-**	**-**	**0.00%**	**-**	
TOTAL EXPENDITURES/EXPENSES		**2,267,166**	**1,449,285**	**-**	**-**	**1,449,285**	**651,279**	**724,656**	**(73,377)**		**(798,006)**	**45%**
EXCESS (DEFICIENCY) OF REVENUES OVER (UNDER) EXPENDITURES/EXPENSES		**(450,196)**	**330,715**	**-**	**-**	**330,715**	**282,464**	**165,342**	**117,122**		**(48,251)**	**85%**
OTHER FINANCING SOURCES (USES)												
4105	Sale of Surplus Assets Proceeds	-	-	-	-	-	-	-	-	0.00%		
4120	Bond Revenue	-	-	-	-	-	-	-	-	0.00%		
4121	Bond Premium Revenue	-	-	-	-	-	-	-	-	0.00%		
6423	Loss on Sale of Equipment	-	-	-	-	-	-	-	-	0.00%		
6482	Cost Center Transfer To	-	330,715	-	-	330,715	**282,464**	**165,342**	**117,122**	**70.84%**		
6483	Cost Center Transfer From	-	-	-	-	-	-	-	-	0.00%		
6495	Pymt to Escrow Agent	-	-	-	-	-	-	-	-	0.00%		
9997	Committed Fund Balance	-	-	-	-	-	-	-	-	0.00%		
9998	Assigned Fund Balance	-	-	-	-	-	-	-	-	0.00%		
9999	Unassigned Fund Balance	-	-	-	-	-	-	-	-	0.00%		
TOTAL OTHER FINANCING SOURCES (USES)		**-**	**330,715**	**-**	**-**	**330,715**	**282,464**	**165,342**	**117,122**		**(48,251)**	**85%**
NET CHANGE IN FUND BALANCE		**(450,196)**	**-**	**-**	**-**	**-**	**-**	**-**	**-**		**-**	